

Parting and grooving tools

2025
01



SANDVIK
COROMANT

How to find and order our tools and solutions

Expert support at your fingertips

Our specialists and trusted distributors are ready to guide you in selecting the right tools and solutions to optimize your machining processes. Choose the support channel that works best for you – whether it's phone, chat, or email, support is just a step away.

[sandvik.coromant.com/
support](https://sandvik.coromant.com/support)



Unlock efficiency with our online catalogue

Explore our extensive online catalogue that simplifies the search for tools and solutions. Access product details, purchase directly, and download precise drawings and 3D models – all in one place. Plus, take advantage of our carbide tool recycling service for a sustainable solution.

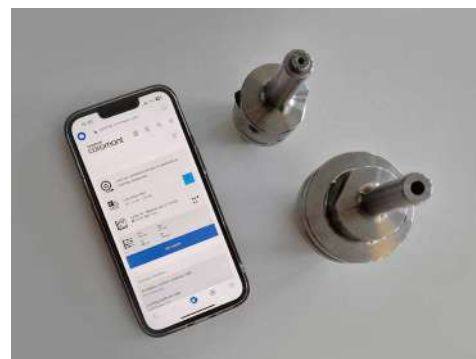
[sandvik.coromant.com/
tools](https://sandvik.coromant.com/tools)



Boost productivity with CoroPlus® Tool Guide

Quickly find the optimal tools and cutting data for your machining process using CoroPlus® Tool Guide. By leveraging our expertise, this smart solution helps you reduce setup time and enhance precision, seamlessly integrating into your workflow to boost efficiency and reliability.

[sandvik.coromant.com/
toolguide](https://sandvik.coromant.com/toolguide)



Order tools directly with CoroPlus® Tool Library

Incorporate the right tools into your workflow with ease. CoroPlus® Tool Library lets you create tool assemblies and buy tools directly through the software. With the "Buy tools" button appearing when an assembly is created or selected, purchasing becomes quick and simple, allowing you to maintain focus on your machining operations.

[sandvik.coromant.com/
coroplus-tool-library](https://sandvik.coromant.com/coroplus-tool-library)



Content

Selection guide	2
CoroCut® 2	10
Inserts	10
External tools	22
Internal tools	96
CoroCut® QD	104
Inserts	104
Cutting units	111
Shank tools	112
Parting blades	122
Cutting heads	140
CoroCut® QF	144
Inserts	144
Cutting units	146
Shank tools	148
Cutting heads	154
CoroCut® QI	160
Inserts	160
Shank tools	163
Cutting heads	165
Boring bars	171
General information	175
Coolant supply information	175
Cutting tool parameters according to ISO 13399	176

Selection guide

With our cutting tools for parting and grooving, you get high productivity and long tool life, helping you deliver plenty of components out of the workshop door. This selection guide is designed to help you quickly identify the most suitable tools and inserts for your specific applications, ensuring optimal performance and efficiency.

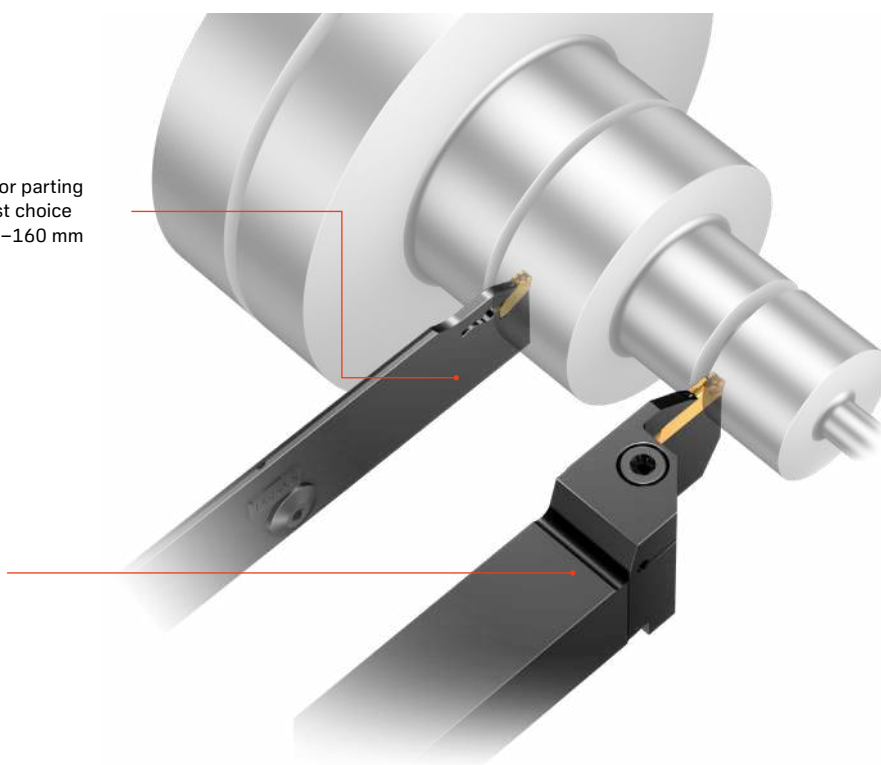
External grooving and parting off

CoroCut® QD

The most reliable system for parting off and deep grooving. First choice for parting off diameter 38–160 mm (1.5–6.3 inch).

CoroCut® 2

Versatile parting and grooving, cost-efficient thanks to two-edged inserts. First choice for grooving and parting off for diameters under 40 mm (1.57 inch).

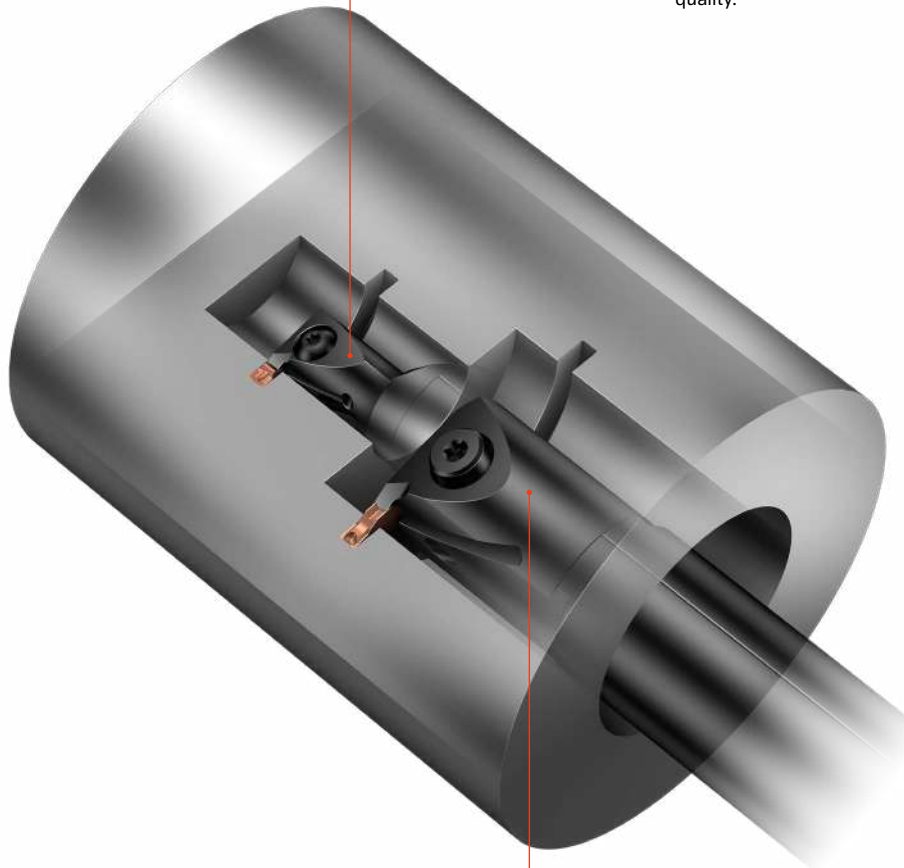


System	Workpiece diameter, mm (inch)	Cutting width, mm (inch)
CoroCut® 2	< 40 (1.57)	1.5–8 (0.059-0.315)
CoroCut® QD	> 40 (1.57)	1–8 (0.039-0.315)

Internal grooving

CoroCut® QI

First choice for secure internal grooving for small diameters, 12–60 mm (0.47–2.36 inch). Ensures high process security and reliable grooving operations with high surface quality.



CoroCut® 2

Versatile parting and grooving concept. First choice for internal grooving for larger diameters, 60 mm (2.36 inch) and above. Cost-efficient thanks to two-edged inserts.

System	Internal diameter, mm (inch)	Cutting width, mm (inch)
CoroCut® QI	< 60 (2.36)	2-5 (0.08-0.197)
CoroCut® 2	> 60 (2.36)	1.5-6 (0.059-0.236)




Face grooving

CoroCut® 2
 Versatile parting and grooving product family. Cost-efficient thanks to two-edged inserts. First choice for shallow face grooving for diameters over 35 mm (1.38 inch).

CoroCut® QF
 First choice for secure deep face grooving over diameter 30 mm (1.18 inch). Provides unmatched reliability even for deep narrow grooves.

CoroCut® QI
 First choice for secure face grooving under diameter 30 mm (1.18 inch). Ensures high process security and reliable grooving operations with high surface quality.



System	Axial groove inside diameter minimum, mm (inch)	Cutting depth maximum, mm (inch)	Cutting width, mm (inch)
CoroCut® QI	16–35 (0.63-1.38)	5.5–20 (0.217-0.79)	3–6 (0.118-0.236)
CoroCut® QF	30–500 (1.18–19.69)	20–50 (0.79-1.97)	3–8 (0.118-0.315)
CoroCut® 2	34–200 (1.34-7.88)	12–28 (0.48-1.10)	2.5–8 (0.099-0.315)



Inserts geometries

Parting off



-CF geometry
First choice for thin-walled components and small diameters. A low feed, positive geometry with small corner radii reduces pip and burr formation in stainless steel and sticky materials. Wiper corners provide a high surface finish.



-CH geometry
High feed geometry for maximum productivity in parting and grooving applications. Wiper technology maintains an excellent surface finish at higher feed rates.



-CL geometry
Aggressive geometry for long chipping material. Good chip breaking in low carbon steel, bearing steel and other sticky materials. Suitable for low-medium feeds.



-CM geometry
First choice for parting off to centre in good conditions in most materials and light intermittent applications, such as parting hexagonal bars. Good surface finish due to the wiper design.



-CR geometry
Productive parting off geometry for a big variety of workpiece materials. Use when a strong edge line is needed, for example for interrupted cuts.



-CO geometry
An optimizer geometry – front ground with a sharp cutting edge. Low cutting forces and low risk of built-up edge and vibration.

Grooving



-GF geometry
Ground geometry used with low feed for precision grooving. Low cutting forces and good surface finish. Available in many cutting widths and grades.



-GL geometry
Parting and grooving geometry for long chipping materials using low to medium feed. Features the most aggressive chip breaker in the CoroCut® concept.



-GM geometry
Universal grooving geometry for all materials with outstanding chip control. Reduces chip width giving good surfaces. Good surface finish due to the wiper design.

Profiling



-RF geometry
Finishing geometry for profiling operations with low feeds and small depth of cuts. The perfect choice for finishing of HRSA components.



-RM geometry
Universal profiling geometry with a wide cutting data window. Excellent performance when used in non-linear profiling. Flashlight technology edge line quality allows for -RM in grade S205.

Turning



-TM geometry
Geometry with strong edge and corners for general turning operations in all materials. A positive geometry eliminates the risk of built-up edge.

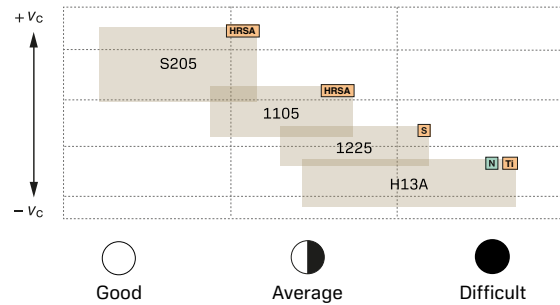
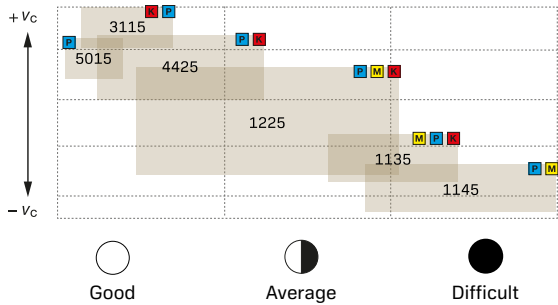


-TF geometry
The most universal geometry in CoroCut®, possible to use in all application areas. Designed for low feed and good chip control. Good surface finish due to the wiper design.



Inserts grades

Machining conditions



Main grades



GC1125/GC1225: PVD-coated first-choice grades for all parting, grooving and turning operations in good conditions. The grades work well on low-carbon and other smearing materials. Superior flank wear resistance and edge line toughness at medium cutting speeds.



H13A: Good wear resistance and toughness combined with edge sharpness. To be used on non-ferrous and titanium materials.



GC1135: CVD-coated grade for tough and demanding operations such as parting-off to centre and interrupted cuts. Low to medium cutting speeds.



S205: A wear resistant CVD-coated grade for high-speed finishing in the cutting speed range between legacy carbide grades and CBN grades.



GC1145: The safest grade choice for parting-off in fair to unstable conditions at low speeds. Works well when combined with High Precision Coolant (HPC) at medium speeds (reduced temperature).



GC1105/GC1205: PVD-coated carbide grades with good adhesion and flank wear resistance. The combination of hard substrate and coating allows significant increases in cutting speed.



GC4425: Excellent combination of high wear resistance and good edge security. To be used in grooving, turning and parting off operations under stable conditions at medium to high cutting speeds.



CT5015: A titanium-based uncoated grade with excellent resistance to oxidation and smearing. For high-quality surface finishes when grooving low-alloyed steels under fairly good conditions. Moderate cutting speeds and feeds.



GC3115: A highly wear-resistant grade for grooving and turning applications under stable conditions. Also effective in hard steels. High cutting speeds.

CoroCut® 2

Inserts	10
CoroCut® 2, insert for parting	10
CoroCut® 2, insert for grooving	14
CoroCut® 2, insert for turning	18
CoroCut® 2, insert for profiling	19
External tools	22
CoroCut® 2, cutting unit for parting and grooving	22
CoroCut® 2, cutting unit for profiling	28
CoroCut® 2, QS™ shank tool for parting and grooving	29
CoroCut® 2, QS™ shank tool for profiling	35
CoroCut® 2, shank tool for parting and grooving	37
CoroCut® 2, shank tool for shallow grooving	50
CoroCut® 2, shank tool for profiling	52
CoroCut® 2, blade for parting	55
CoroCut® 2, cutting head for parting and grooving	62
CoroCut® 2, QS™ Micro cutting head for parting and grooving	65
CoroCut® 2, cutting unit for face grooving	66
CoroCut® 2, QS™ shank tool for face grooving	70
CoroCut® 2, shank tool for face grooving	76
CoroCut® 2, cutting head for face grooving	84
Internal tools	96
CoroCut® 2, boring bar for profiling	96
CoroCut® 2, boring bar for internal grooving	97



Read more about CoroCut® 2:
[sandvik.coromant.com/
corocut2](https://sandvik.coromant.com/corocut2)



CoroCut® 2

New concept, greater benefits

CoroCut® 2 is a versatile concept that covers all parting and grooving applications in most materials. It is the first choice for cost-efficient machining.

Application

- Parting off
- External grooving
- Face grooving
- Internal grooving
- Profiling
- Roughing to finishing



P M K N S
ISO application area

Features and benefits

- Upgraded insert interface for better stability on smaller insert seat sizes
- Improved edge line quality
- Wiper design on all parting geometries for excellent surface finish
- New high performing grades
- Improved clamping on precision coolant tools
- Parting blades with new clamping finger design
- The wide offer of geometries and tools with precision coolant makes it possible to optimize for different machining conditions

Amazingly safe, amazingly versatile

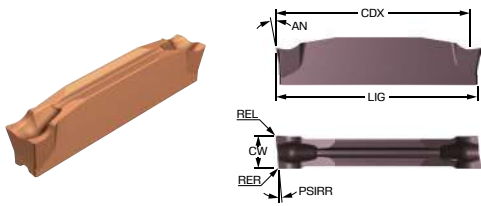
Developed to meet the specific needs of parting and grooving applications, CoroCut® 2 brings a new level of process security and productivity to your machining. With this versatile tool concept, you'll get the stability you need, while keeping cost per component down and metal cutting efficiency up.





CoroCut® 2, insert for parting

Right-hand version



Metric (mm)

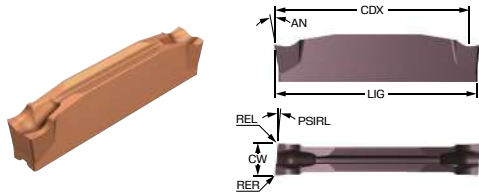
		P					S			K				M			N						
Ordering code		1225	1135	3115	1145	4425	1225	1135	1145	1225	1135	3115	4425	1225	1135	1145	1225	SSC	CW [mm]	REL [mm]	RER [mm]	PSIRR [deg]	AN [deg]
Medium	C2I-E2R-0200-0502-CM	●	○		○		○	○	●	●	○			○	●	○	●	E	2.00	0.20	0.20	5.0	7.0
	C2I-F2R-0250-0502-CM	●	○		○		○	○	●	●	○			○	●	○	●	F	2.50	0.20	0.20	5.0	7.0
	C2I-G2R-0300-0502-CM	●	○	○	○	○	○	○	●	●	○	○	○	○	●	○	●	G	3.00	0.20	0.20	5.0	7.0
	C2I-H2R-0400-0502-CM	●	○		○		○	○	●	●	○			○	●	○	●	H	4.00	0.20	0.20	5.0	7.0
	C2I-J2R-0500-0502-CM	●	○				●	○		●	○			○	●		●	J	5.00	0.20	0.20	5.0	7.0

● = First choice ○ = Good choice



CoroCut® 2, insert for parting

Left-hand version



Metric (mm)

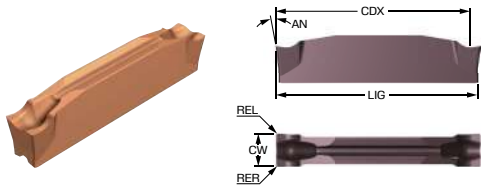
		P					S			K				M			N						
Ordering code		1225	1135	3115	1145	4425	1225	1135	1145	1225	1135	3115	4425	1225	1135	1145	1225	SSC	CW [mm]	REL [mm]	RER [mm]	PSIRL [deg]	AN [deg]
Medium	C2I-E2L-0200-0502-CM	●	○		○		○	○	●	●	○			○	●	○	●	E	2.00	0.20	0.20	5.0	7.0
	C2I-F2L-0250-0502-CM	●	○		○		○	○	●	●	○			○	●	○	●	F	2.50	0.20	0.20	5.0	7.0
	C2I-G2L-0300-0502-CM	●	○	○	○	○	○	○	●	●	○	○	○	○	●	○	●	G	3.00	0.20	0.20	5.0	7.0
	C2I-H2L-0400-0502-CM	●	○		○		○	○	●	●	○			○	●	○	●	H	4.00	0.20	0.20	5.0	7.0
	C2I-J2L-0500-0502-CM	●	○				●	○		●	○			○	●		●	J	5.00	0.20	0.20	5.0	7.0

● = First choice ○ = Good choice



CoroCut® 2, insert for parting

Neutral version



Metric (mm)

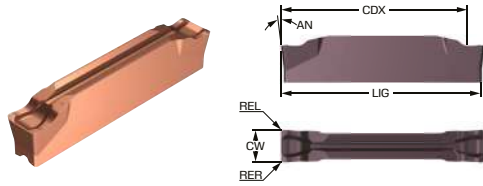
		P					S				K				M				N						
Ordering code		1225	1135	3115	1145	5015	4425	1205	1225	1135	1145	1225	1135	3115	4425	1205	1225	1135	1145	5015	1225	SSC	CW [mm]	REL [mm]	RER [mm]
Medium	C2I-D2N-0150-0002-CM	●	○		○	○		○	○	○	●	●	○			○	○	●	○	○	●	D	1.50	0.20	0.20
	C2I-E2N-0200-0002-CM	○	●	○	○	○	○	○	○	○	●	●	○	○	○	○	○	●	○	○	●	E	2.00	0.20	0.20
	C2I-F2N-0250-0002-CM	●		○	○	○	○	○	○	○	●	●	○	○	○	○	○	●	○	○	●	F	2.50	0.20	0.20
	C2I-G2N-0300-0002-CM	○	●	○	○	○	○	○	○	○	●	●	○	○	○	○	○	●	○	○	●	G	3.00	0.20	0.20
	C2I-H2N-0400-0002-CM	○	●	○	○	○	○	○	○	○	●	●	○	○	○	○	○	●	○	○	●	H	4.00	0.20	0.20
	C2I-J2N-0500-0002-CM	●	○		○	○			○	○	●	●	○				○	●	○	○	●	J	5.00	0.20	0.20

● = First choice ○ = Good choice



CoroCut® 2, insert for parting

Neutral version



Metric (mm)

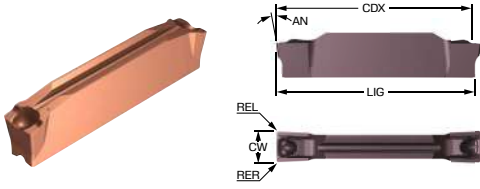
Ordering code	P					S				K				M			N	SSC	CW [mm]	REL [mm]	RER [mm]	AN [deg]					
	1225	1135	3115	1145	4425	1205	1225	1135	1145	1225	1135	3115	4425	1205	1225	1135	1145						1225				
C2I-F2N-0250-0003-CR	●	○	○	○	○			○	●	○	○	○	○	○	○	○	○	○	○	○	●	F	2.50	0.30	0.30	7.0	
C2I-G2N-0300-0003-CR	●	○	○	○	○	○	○	○	○	○	○	○	○	○	○	○	○	○	○	○	○	○	G	3.00	0.30	0.30	7.0
C2I-H2N-0400-0003-CR	●	○	○	○	○	○	○	○	○	○	○	○	○	○	○	○	○	○	○	○	○	○	H	4.00	0.30	0.30	7.0
C2I-J2N-0500-0004-CR	●	○	○	○	○	○	○	○	○	○	○	○	○	○	○	○	○	○	○	○	○	○	J	5.00	0.40	0.40	7.0
C2I-K2N-0600-0004-CR	●	○	○	○	○	○	○	○	○	○	○	○	○	○	○	○	○	○	○	○	○	○	K	6.00	0.40	0.40	7.0

● = First choice ○ = Good choice



CoroCut® 2, insert for grooving

Neutral version



Metric (mm)

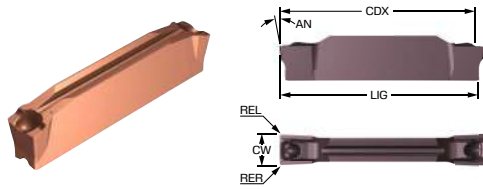
Ordering code	P			S			K			M				N		SSC	CW [mm]	REL [mm]	RER [mm]	APMX [mm]	AN [deg]		
	1225	1135	5015	1205	1225	1135	H13A	1225	1135	H13A	1205	1225	1135	H13A	5015							1225	H13A
C2I-D2N-0150-0001-GF	●		○	●	○			●			○	●			○	●		D	1.50	0.10	0.10	1.0	5.0
C2I-E2N-0185-0001-GF	●		○	●	○		○	●		○	○	●		○	○	○	●	E	1.85	0.10	0.10	1.0	7.0
C2I-E2N-0198-0002-GF	●			●				●				●				●	E	1.98	0.20	0.20	1.0	7.0	
C2I-E2N-0200-0002-GF	●	○	○	●	○	○	○	●	○	○	○	●	○	○	○	○	●	E	2.00	0.20	0.20	1.0	7.0
C2I-E2N-0200-0004-GF	●		○	●	○		○	●		○	○	●		○	○	○	●	E	2.00	0.40	0.40	1.0	7.0
C2I-E2N-0215-0001-GF	●			●			○	●		○		●		○	○	○	●	E	2.15	0.10	0.10	1.0	7.0
C2I-E2N-0224-0002-GF	●		○	●	○			●		○	○	●		○	○	○	●	E	2.24	0.20	0.20	1.0	7.0
C2I-F2N-0239-0002-GF	●		○	●	○		○	●		○	○	●		○	○	○	●	F	2.39	0.20	0.20	1.0	7.0
C2I-F2N-0239-0004-GF	●		○	●	○			●		○		●		○	○	○	●	F	2.39	0.40	0.40	1.0	7.0
C2I-F2N-0246-0003-GF	●		○	●	○		○	●		○	○	●		○	○	○	●	F	2.46	0.30	0.30	1.0	7.0
C2I-F2N-0265-0002-GF	●			●			○	●		○		●		○	○	○	●	F	2.65	0.20	0.20	1.0	7.0
C2I-F2N-0267-0002-GF	●			●				●				●				●	F	2.67	0.20	0.20	1.0	7.0	
C2I-F2N-0279-0003-GF	●		○	●	○			●			○	●			○	○	●	F	2.79	0.30	0.30	1.0	7.0
C2I-G2N-0300-0002-GF	●	○	○	●	○	○	○	●	○	○	○	●	○	○	○	○	●	G	3.00	0.20	0.20	1.5	7.0
C2I-G2N-0300-0004-GF	●		○	●	○		○	●		○	○	●		○	○	○	●	G	3.00	0.40	0.40	1.5	7.0
C2I-G2N-0300-0008-GF	●			●				●				●					●	G	3.00	0.80	0.80	1.5	7.0
C2I-G2N-0310-0002-GF	●			●				●				●				●	G	3.10	0.20	0.20	1.5	7.0	
C2I-G2N-0315-0002-GF	●			●				●				●				●	G	3.15	0.20	0.20	1.5	7.0	
C2I-G2N-0318-0002-GF	●		○	●	○		○	●		○	○	●		○	○	○	●	G	3.18	0.20	0.20	1.5	7.0
C2I-G2N-0318-0004-GF	●			●				●				●				●	G	3.18	0.40	0.40	1.5	7.0	
C2I-G2N-0318-0008-GF	●		○	●	○			●			○	●			○	○	●	G	3.18	0.80	0.80	1.5	7.0
C2I-G2N-0361-0003-GF	●		○	●	○		○	●		○	○	●		○	○	○	●	G	3.61	0.30	0.30	1.5	7.0
C2I-H2N-0396-0002-GF	●		○	●	○			●			○	●			○	○	●	H	3.96	0.20	0.20	3.0	7.0
C2I-H2N-0396-0004-GF	●			●				●				●				○	●	H	3.96	0.40	0.40	3.0	7.0
C2I-H2N-0396-0008-GF	●		○	●	○			●			○	●			○	○	●	H	3.96	0.80	0.80	3.0	7.0
C2I-H2N-0400-0002-GF	●	○	○	●	○	○	○	●	○	○	○	●	○	○	○	○	●	H	4.00	0.20	0.20	3.0	7.0
C2I-H2N-0400-0004-GF	●		○	●	○		○	●		○	○	●		○	○	○	●	H	4.00	0.40	0.40	3.0	7.0
C2I-H2N-0415-0002-GF	●			●				●				●				○	●	H	4.15	0.20	0.20	3.0	7.0
C2I-H2N-0452-0002-GF	●			●		○		●		○		●		○		○	●	H	4.52	0.20	0.20	3.3	7.0
C2I-H2N-0470-0005-GF	●			●				●				●				○	●	H	4.70	0.50	0.50	3.3	7.0
C2I-H2N-0476-0004-GF	●			●				●				●				○	●	H	4.76	0.40	0.40	3.3	7.0

● = First choice ○ = Good choice



CoroCut® 2, insert for grooving

Neutral version



Metric (mm)

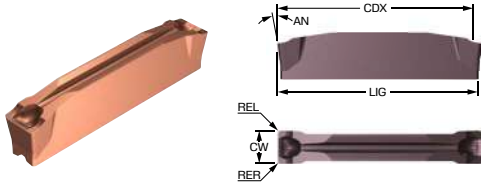
Ordering code	P			S			K			M				N		SSC	CW [mm]	REL [mm]	RER [mm]	APMX [mm]	AN [deg]		
	1225	1135	5015	1205	1225	1135	H13A	1225	1135	H13A	1205	1225	1135	H13A	5015							1225	H13A
C2I-H2N-0476-0008-GF	●				●			●				●				●		H	4.76	0.80	0.80	3.3	7.0
C2I-H2N-0480-0005-GF	●				●		○	●		○		●		○		○	●	H	4.80	0.50	0.50	3.3	7.0
C2I-H2N-0500-0002-GF	●	○	○	●	○	○	○	●	○	○	○	●	○	○	○	○	●	H	5.00	0.20	0.20	3.3	7.0
C2I-H2N-0500-0004-GF	●		○	●	○			●			○	●			○	●		H	5.00	0.40	0.40	3.3	7.0
C2I-J2N-0515-0002-GF	●				●			●				●				●		J	5.15	0.20	0.20	3.3	7.0
C2I-J2N-0541-0002-GF	●				●			●				●				●		J	5.41	0.20	0.20	3.3	7.0
C2I-J2N-0556-0005-GF	●		○	●	○			●		○		●			○	●		J	5.56	0.50	0.50	3.3	7.0
C2I-K2N-0600-0002-GF	●	○		●	○	○	○	●	○	○	○	●	○	○		○	●	K	6.00	0.20	0.20	3.5	7.0
C2I-K2N-0635-0004-GF	●				●			●				●				●		K	6.35	0.40	0.40	3.5	7.0
C2I-K2N-0635-0005-GF	●				●		○	●		○		●		○		○	●	K	6.35	0.50	0.50	3.5	7.0
C2I-K2N-0635-0008-GF	●				●			●				●				●		K	6.35	0.80	0.80	3.5	7.0
C2I-K2N-0714-0008-GF	●				●			●				●				●		K	7.14	0.80	0.80	3.5	7.0
C2I-L2N-0792-0008-GF	●				●			●				●				●		L	7.92	0.80	0.80	4.0	7.0
C2I-L2N-0800-0002-GF	●	○			●	○	○	●	○	○		●	○	○		○	●	L	8.00	0.20	0.20	4.0	7.0

● = First choice ○ = Good choice



CoroCut® 2, insert for grooving

Neutral version



Metric (mm)

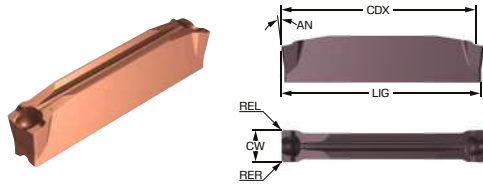
Ordering code	P			S		K				M		N	SSC	CW [mm]	REL [mm]	RER [mm]	AN [deg]	
	1225	3115	4425	1225	1135	1225	1135	3115	4425	1225	1135	1225						
C2I-E2N-0200-0003-GL	●	○	○	●	○	○	○	○	○	●	●	○	●	E	2.00	0.30	0.30	7.0
C2I-F2N-0250-0003-GL	●	○	○	●	○	○	○	○	○	●	●	○	●	F	2.50	0.30	0.30	7.0
C2I-G2N-0300-0003-GL	●	○	○	●	○	○	○	○	○	●	●	○	●	G	3.00	0.30	0.30	7.0
C2I-H2N-0400-0003-GL	●	○	○	●	○	○	○	○	○	●	●	○	●	H	4.00	0.30	0.30	7.0
C2I-J2N-0500-0004-GL	●	○	○	●	○	○	○	○	○	●	●	○	●	J	5.00	0.40	0.40	7.0
C2I-K2N-0600-0004-GL	●	○	○	●	○	○	○	○	○	●	●	○	●	K	6.00	0.40	0.40	7.0

● = First choice ○ = Good choice



CoroCut® 2, insert for grooving

Neutral version



Metric (mm)

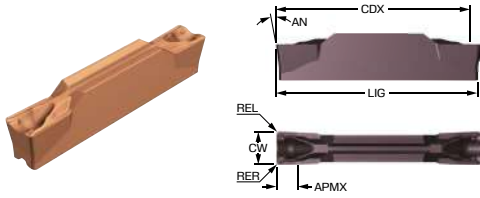
Ordering code	P				S				K				M				N		SSC	CW [mm]	REL [mm]	RER [mm]	AN [deg]			
	1225	3115	1145	4425	1225	1135	1145	H13A	1225	1135	3115	H13A	4425	1225	1135	1145	H13A	1225						H13A		
C2I-E2N-0200-0002-GM	●	○	○	○	●	○	○	○	○	○	○	○	●	●	○	○	○	○	○	○	●	E	2.00	0.20	0.20	7.0
C2I-E2N-0239-0002-GM	●	○	○	○	●	○	○	○	○	○	○	○	●	●	○	○	○	○	○	○	●	E	2.39	0.20	0.20	7.0
C2I-G2N-0300-0003-GM	●	○	○	○	●	○	○	○	○	○	○	○	●	●	○	○	○	○	○	○	●	G	3.00	0.30	0.30	7.0
C2I-G2N-0318-0003-GM	●	○	○	○	●	○	○	○	○	○	○	○	●	●	○	○	○	○	○	○	●	G	3.18	0.30	0.30	7.0
C2I-H2N-0400-0003-GM	●	○	○	○	●	○	○	○	○	○	○	○	●	●	○	○	○	○	○	○	●	H	4.00	0.30	0.30	7.0
C2I-J2N-0476-0003-GM	●	○	○	○	●	○	○	○	○	○	○	○	●	●	○	○	○	○	○	○	●	J	4.76	0.30	0.30	7.0
C2I-J2N-0500-0004-GM	●	○	○	○	●	○	○	○	○	○	○	○	●	●	○	○	○	○	○	○	●	J	5.00	0.40	0.40	7.0
C2I-K2N-0600-0004-GM	●	○	○	○	●	○	○	○	○	○	○	○	●	●	○	○	○	○	○	○	●	K	6.00	0.40	0.40	7.0
C2I-K2N-0635-0003-GM	●	○	○	○	●	○	○	○	○	○	○	○	●	●	○	○	○	○	○	○	●	K	6.35	0.30	0.30	7.0
C2I-L2N-0792-0003-GM	●	○	○	○	●	○	○	○	○	○	○	○	●	●	○	○	○	○	○	○	●	L	7.92	0.30	0.30	7.0
C2I-L2N-0800-0005-GM	●	○	○	○	●	○	○	○	○	○	○	○	●	●	○	○	○	○	○	○	●	L	8.00	0.50	0.50	7.0

● = First choice ○ = Good choice



CoroCut® 2, insert for turning

Neutral version



Metric (mm)

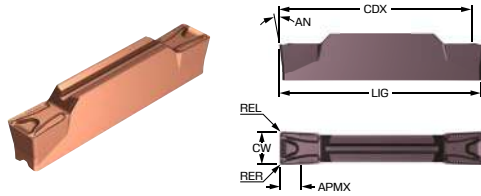
Ordering code	P						S					K					M					N	SSC	CW [mm]							
	1225	1135	3115	1145	5015	4425	1205	1225	1135	1145	H13A	1225	1135	3115	H13A	4425	1205	1225	1135	H13A	1145	5015			1225	H13A					
C2I-G2N-0300-0003-TF	●	○	○	○	○	○	●	○	○	○	○	○	○	○	○	○	○	○	○	○	○	○	○	○	○	○	○	○	●	G	3.00
C2I-H2N-0400-0004-TF	●	○	○	○	○	○	●	○	○	○	○	○	○	○	○	○	○	○	○	○	○	○	○	○	○	○	○	○	●	H	4.00
C2I-J2N-0500-0004-TF	●	○	○	○	○	○	●	○	○	○	○	○	○	○	○	○	○	○	○	○	○	○	○	○	○	○	○	○	●	J	5.00
C2I-K2N-0600-0004-TF	●	○	○	○	○	○	●	○	○	○	○	○	○	○	○	○	○	○	○	○	○	○	○	○	○	○	○	○	●	K	6.00
C2I-L2N-0800-0008-TF	●	○	○	○	○	○	●	○	○	○	○	○	○	○	○	○	○	○	○	○	○	○	○	○	○	○	○	○	●	L	8.00

● = First choice ○ = Good choice



CoroCut® 2, insert for profiling

Neutral version



Metric (mm)

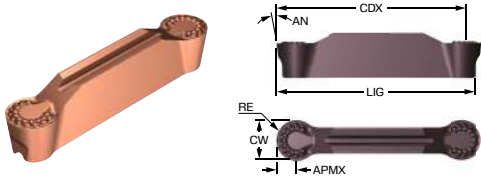
	P					S					K					M					N		SSC	CW [mm]				
Ordering code	1225	3115	1145	5015	4425	1205	1225	1135	1145	H13A	1225	1135	3115	H13A	4425	1205	1225	1135	1145	H13A	5015	1225	H13A					
C2I-G2N-0300-0004-TM	●	○	○		○	○	●	○	○	○	○	○	○	○	○	○	●	○	○	○	○	○	○	○	●	G	3.00	
C2I-H2N-0400-0004-TM	●	○	○		○		●	○	○	○	○	○	○	○	○	○	●	○	○	○	○	○	○	○	○	●	H	4.00
C2I-H2N-0400-0008-TM	●	○	○	○	○	○	●	○	○	○	○	○	○	○	○	○	●	○	○	○	○	○	○	○	○	●	H	4.00
C2I-J2N-0500-0004-TM	●	○	○		○		●	○	○	○	○	○	○	○	○	○	●	○	○	○	○	○	○	○	○	●	J	5.00
C2I-J2N-0500-0008-TM	●	○	○		○	●		○	○	○	○	○	○	○	○	○	●	○	○	○	○	○	○	○	○	●	J	5.00
C2I-K2N-0600-0004-TM	●	○			○		●	○		○	○	○	○	○	○	○	●	○	○	○	○	○	○	○	○	●	K	6.00
C2I-K2N-0600-0008-TM	●	○	○		○	○	●	○	○	○	○	○	○	○	○	○	●	○	○	○	○	○	○	○	○	●	K	6.00
C2I-L2N-0800-0008-TM	●	○	○		○	○	●	○	○	○	○	○	○	○	○	○	●	○	○	○	○	○	○	○	○	●	L	8.00
C2I-L2N-0800-0012-TM	●	○			○		●	○		○	○	○	○	○	○	○	●	○	○	○	○	○	○	○	○	●	L	8.00

● = First choice ○ = Good choice



CoroCut® 2, insert for profiling

Neutral version



Metric (mm)

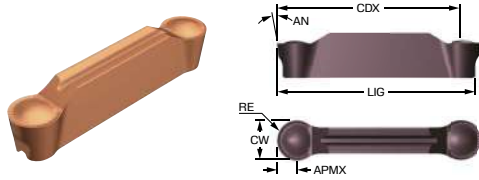
Ordering code	P				S					K				M					N		SSC	CW [mm]	RE [mm]	APMX [mm]	AN [deg]	
	1225	1135	5015	4425	1205	S205	1225	1135	H13A	1225	1135	H13A	4425	1205	1225	1135	H13A	5015	1225	H13A						
C2I-G2N-0400-RF	●			○		○	●			○			●		●				○	○	●	G	4.00	2.0	1.8	7.0
C2I-H2N-0400-RF	●	○	○	○	●	○		○	○	○	○	○	●	○	●	○	○	○	○	○	●	H	4.00	2.0	1.8	7.0
C2I-H2N-0476-RF	●			○	●	○	○		○	○	○	○	●	○	●		○	○	○	○	●	H	4.76	2.4	2.2	7.0
C2I-H2N-0500-RF	●	○	○	○	●	○		○	○	○	○	○	●	○	●	○	○	○	○	○	●	H	5.00	2.5	2.3	7.0
C2I-J2N-0600-RF	●	○	○	○	●	○		○	○	○	○	○	●	○	●	○	○	○	○	○	●	J	6.00	3.0	2.8	7.0
C2I-J2N-0635-RF	●			○		○	●		○	○	○	○	●		●		○	○	○	○	●	J	6.35	3.2	3.0	7.0
C2I-L2N-0800-RF	●	○	○	○	●	○		○	○	○	○	○	●	○	●	○	○	○	○	○	●	L	8.00	4.0	3.8	7.0

● = First choice ○ = Good choice



CoroCut® 2, insert for profiling

Neutral version



Imperial (inch)

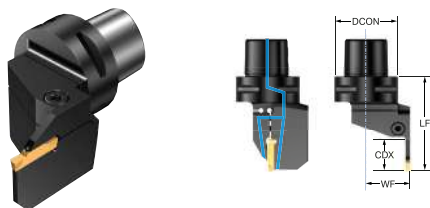
Ordering code	P			S			K			M			N			SSC	CW [mm]	RE [mm]	APMX [mm]									
	1225	3115	5015	4425	1205	S205	1225	1135	H13A	1225	1135	3115	H13A	4425	1205					1225	1135	H13A	5015	1225	H13A			
C2I-F2N-0300-RM	●	○	○	○	○	○	●	○	○	○	○	○	○	○	○	○	○	○	○	○	○	●	F	3.00	1.5	1.3		
C2I-F2N-0318-RM	●	○	○	○	○	○	●	○	○	○	○	○	○	○	○	○	○	○	○	○	○	○	●	F	3.18	1.6	1.4	
C2I-G2N-0400-RM	●	○	○	○	○	○	●	○	○	○	○	○	○	○	○	○	○	○	○	○	○	○	○	●	G	4.00	2.0	1.8
C2I-H2N-0400-RM	●	○	○	○	○	○	●	○	○	○	○	○	○	○	○	○	○	○	○	○	○	○	○	●	H	4.00	2.0	1.8
C2I-H2N-0476-RM	●	○	○	○	○	○	●	○	○	○	○	○	○	○	○	○	○	○	○	○	○	○	○	●	H	4.76	2.4	2.2
C2I-H2N-0500-RM	●	○	○	○	○	○	●	○	○	○	○	○	○	○	○	○	○	○	○	○	○	○	○	●	H	5.00	2.5	2.3
C2I-J2N-0600-RM	●	○	○	○	○	○	●	○	○	○	○	○	○	○	○	○	○	○	○	○	○	○	○	●	J	6.00	3.0	2.8
C2I-J2N-0635-RM	●	○	○	○	○	○	●	○	○	○	○	○	○	○	○	○	○	○	○	○	○	○	○	●	J	6.35	3.2	3.0
C2I-L2N-0800-RM	●	○	○	○	○	○	●	○	○	○	○	○	○	○	○	○	○	○	○	○	○	○	○	●	L	8.00	4.0	3.8

● = First choice ○ = Good choice



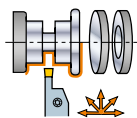
CoroCut® 2, cutting unit for parting and grooving

Precision coolant supply



Metric (mm)

Ordering code	SSC	CDX [mm]	OHX [mm]	DCON _{MS} [mm]	LF [mm]	WF [mm]	CP [bar]	TQ [Nm]
C2R-CC3-LE08CB	E	8.0	50.0	32.00	50.00	22.00	150	4.0
C2R-CC3-LE15CB	E	15.0	55.0	32.00	55.00	22.00	150	4.5
C2R-CC3-LF10CB	F	10.0	50.0	32.00	50.00	22.00	150	4.0
C2R-CC3-LF15CB	F	15.0	55.0	32.00	55.00	22.00	150	4.5
C2R-CC3-LG10CB	G	10.0	50.0	32.00	50.00	22.00	150	4.0
C2R-CC3-LG15CB	G	15.0	55.0	32.00	55.00	22.00	150	4.5
C2R-CC3-LG20CB	G	20.0	60.0	32.00	60.00	22.00	150	4.5
C2R-CC3-LH13CB	H	13.0	55.0	32.00	55.00	22.00	150	4.5
C2R-CC3-LH20CB	H	20.0	65.0	32.00	65.00	22.00	150	4.5
C2R-CC3-RE08CB	E	8.0	50.0	32.00	50.00	22.00	150	4.0
C2R-CC3-RE15CB	E	15.0	55.0	32.00	55.00	22.00	150	4.5
C2R-CC3-RF10CB	F	10.0	50.0	32.00	50.00	22.00	150	4.0
C2R-CC3-RF15CB	F	15.0	55.0	32.00	55.00	22.00	150	4.5
C2R-CC3-RG10CB	G	10.0	50.0	32.00	50.00	22.00	150	4.0
C2R-CC3-RG15CB	G	15.0	55.0	32.00	55.00	22.00	150	4.5
C2R-CC3-RG20CB	G	20.0	60.0	32.00	60.00	22.00	150	4.5
C2R-CC3-RH13CB	H	13.0	55.0	32.00	55.00	22.00	150	4.5
C2R-CC3-RH20CB	H	20.0	65.0	32.00	65.00	22.00	150	4.5
C2R-CC4-LE08CB	E	8.0	55.0	40.00	55.00	27.00	150	4.0
C2R-CC4-LE15CB	E	15.0	60.0	40.00	60.00	27.00	150	4.5
C2R-CC4-LF10CB	F	10.0	55.0	40.00	55.00	27.00	150	4.0
C2R-CC4-LF15CB	F	15.0	60.0	40.00	60.00	27.00	150	4.5
C2R-CC4-LG10CB	G	10.0	55.0	40.00	55.00	27.00	150	4.0
C2R-CC4-LG15CB	G	15.0	60.0	40.00	60.00	27.00	150	4.5
C2R-CC4-LG20CB	G	20.0	65.0	40.00	65.00	27.00	150	4.5
C2R-CC4-LH13CB	H	13.0	60.0	40.00	60.00	27.00	150	4.5

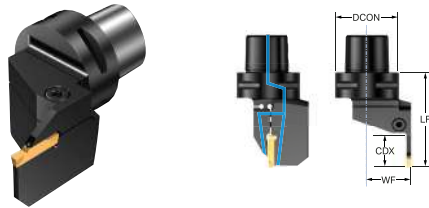


R = Right hand, L = Left hand



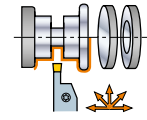
CoroCut® 2, cutting unit for parting and grooving

Precision coolant supply



Metric (mm)

Ordering code	SSC	CDX [mm]	OHX [mm]	DCON _{MS} [mm]	LF [mm]	WF [mm]	CP [bar]	TQ [Nm]
C2R-CC4-LH20CB	H	20.0	70.0	40.00	70.00	27.00	150	4.5
C2R-CC4-LH25CB	H	25.0	75.0	40.00	75.00	27.00	150	5.5
C2R-CC4-LJ13CB	J	13.0	60.0	40.00	60.00	27.00	150	4.5
C2R-CC4-LJ20CB	J	20.0	70.0	40.00	70.00	27.00	150	4.5
C2R-CC4-LJ25CB	J	25.0	75.0	40.00	75.00	27.00	150	5.5
C2R-CC4-LK15CB	K	15.0	65.0	40.00	65.00	27.00	150	4.5
C2R-CC4-LK20CB	K	20.0	70.0	40.00	70.00	27.00	150	4.5
C2R-CC4-LK25CB	K	25.0	75.0	40.00	75.00	27.00	150	5.5
C2R-CC4-RE08CB	E	8.0	55.0	40.00	55.00	27.00	150	4.0
C2R-CC4-RE15CB	E	15.0	60.0	40.00	60.00	27.00	150	4.5
C2R-CC4-RF10CB	F	10.0	55.0	40.00	55.00	27.00	150	4.0
C2R-CC4-RF15CB	F	15.0	60.0	40.00	60.00	27.00	150	4.5
C2R-CC4-RG10CB	G	10.0	55.0	40.00	55.00	27.00	150	4.0
C2R-CC4-RG15CB	G	15.0	60.0	40.00	60.00	27.00	150	4.5
C2R-CC4-RG20CB	G	20.0	65.0	40.00	65.00	27.00	150	4.5
C2R-CC4-RH13CB	H	13.0	60.0	40.00	60.00	27.00	150	4.5
C2R-CC4-RH20CB	H	20.0	70.0	40.00	70.00	27.00	150	4.5
C2R-CC4-RH25CB	H	25.0	75.0	40.00	75.00	27.00	150	5.5
C2R-CC4-RJ13CB	J	13.0	60.0	40.00	60.00	27.00	150	4.5
C2R-CC4-RJ20CB	J	20.0	70.0	40.00	70.00	27.00	150	4.5
C2R-CC4-RJ25CB	J	25.0	75.0	40.00	75.00	27.00	150	5.5
C2R-CC4-RK15CB	K	15.0	65.0	40.00	65.00	27.00	150	4.5
C2R-CC4-RK20CB	K	20.0	70.0	40.00	70.00	27.00	150	4.5
C2R-CC4-RK25CB	K	25.0	75.0	40.00	75.00	27.00	150	5.5
C2R-CC5-LE08CB	E	8.0	55.0	50.00	55.00	35.00	150	4.0
C2R-CC5-LE15CB	E	15.0	60.0	50.00	60.00	35.00	150	4.5

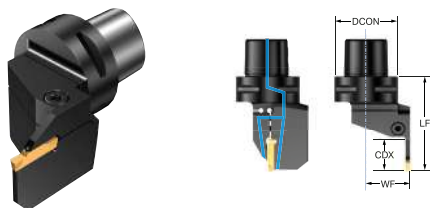


R = Right hand. L = Left hand



CoroCut® 2, cutting unit for parting and grooving

Precision coolant supply



Metric (mm)


Ordering code	SSC	CDX [mm]	OHX [mm]	DCON _{MS} [mm]	LF [mm]	WF [mm]	CP [bar]	TQ [Nm]
C2R-CC5-LF10CB	F	10.0	55.0	50.00	55.00	35.00	150	4.0
C2R-CC5-LF20CB	F	20.0	65.0	50.00	65.00	35.00	150	4.5
C2R-CC5-LG10CB	G	10.0	55.0	50.00	55.00	35.00	150	4.0
C2R-CC5-LG15CB	G	15.0	60.0	50.00	60.00	35.00	150	4.5
C2R-CC5-LG20CB	G	20.0	65.0	50.00	65.00	35.00	150	4.5
C2R-CC5-LH13CB	H	13.0	60.0	50.00	60.00	35.00	150	4.5
C2R-CC5-LH25CB	H	25.0	75.0	50.00	75.00	35.00	150	5.5
C2R-CC5-LJ13CB	J	13.0	60.0	50.00	60.00	35.00	150	4.5
C2R-CC5-LJ25CB	J	25.0	75.0	50.00	75.00	35.00	150	5.5
C2R-CC5-LK15CB	K	15.0	65.0	50.00	65.00	35.00	150	4.5
C2R-CC5-LK25CB	K	25.0	75.0	50.00	75.00	35.00	150	5.5
C2R-CC5-LL13CB	L	13.0	65.0	50.00	65.00	35.00	150	6.5
C2R-CC5-LL25CB	L	25.0	75.0	50.00	75.00	35.00	150	6.5
C2R-CC5-RE08CB	E	8.0	55.0	50.00	55.00	35.00	150	4.0
C2R-CC5-RE15CB	E	15.0	60.0	50.00	60.00	35.00	150	4.5
C2R-CC5-RF10CB	F	10.0	55.0	50.00	55.00	35.00	150	4.0
C2R-CC5-RF20CB	F	20.0	65.0	50.00	65.00	35.00	150	4.5
C2R-CC5-RG10CB	G	10.0	55.0	50.00	55.00	35.00	150	4.0
C2R-CC5-RG15CB	G	15.0	60.0	50.00	60.00	35.00	150	4.5
C2R-CC5-RG20CB	G	20.0	65.0	50.00	65.00	35.00	150	4.5
C2R-CC5-RH13CB	H	13.0	60.0	50.00	60.00	35.00	150	4.5
C2R-CC5-RH25CB	H	25.0	75.0	50.00	75.00	35.00	150	5.5
C2R-CC5-RJ13CB	J	13.0	60.0	50.00	60.00	35.00	150	4.5
C2R-CC5-RJ25CB	J	25.0	75.0	50.00	75.00	35.00	150	5.5
C2R-CC5-RK15CB	K	15.0	65.0	50.00	65.00	35.00	150	4.5
C2R-CC5-RK25CB	K	25.0	75.0	50.00	75.00	35.00	150	5.5

R = Right hand, L = Left hand



CoroCut® 2, cutting unit for parting and grooving

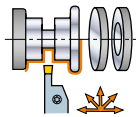
Precision coolant supply



Metric (mm)

Ordering code	SSC	CDX [mm]	OHX [mm]	DCON _{MS} [mm]	LF [mm]	WF [mm]	CP [bar]	TQ [Nm]
C2R-CC5-RL13CB	L	13.0	65.0	50.00	65.00	35.00	150	6.5
C2R-CC5-RL25CB	L	25.0	75.0	50.00	75.00	35.00	150	6.5
C2R-CC6-LG10CB	G	10.0	60.0	63.00	60.00	45.00	150	4.0
C2R-CC6-LG15CB	G	15.0	65.0	63.00	65.00	45.00	150	4.5
C2R-CC6-LG20CB	G	20.0	70.0	63.00	70.00	45.00	150	4.5
C2R-CC6-LH13CB	H	13.0	65.0	63.00	65.00	45.00	150	4.5
C2R-CC6-LH20CB	H	20.0	70.0	63.00	70.00	45.00	150	4.5
C2R-CC6-LH25CB	H	25.0	75.0	63.00	75.00	45.00	150	5.5
C2R-CC6-LJ13CB	J	13.0	65.0	63.00	65.00	45.00	150	4.5
C2R-CC6-LJ25CB	J	25.0	75.0	63.00	75.00	45.00	150	5.5
C2R-CC6-LK15CB	K	15.0	65.0	63.00	65.00	45.00	150	4.5
C2R-CC6-LK25CB	K	25.0	75.0	63.00	75.00	45.00	150	5.5
C2R-CC6-LL15CB	L	15.0	70.0	63.00	70.00	45.00	150	6.5
C2R-CC6-LL25CB	L	25.0	80.0	63.00	80.00	45.00	150	6.5
C2R-CC6-LL30CB	L	30.0	85.0	63.00	85.00	45.00	150	6.5
C2R-CC6-RG10CB	G	10.0	60.0	63.00	60.00	45.00	150	4.0
C2R-CC6-RG15CB	G	15.0	65.0	63.00	65.00	45.00	150	4.5
C2R-CC6-RG20CB	G	20.0	70.0	63.00	70.00	45.00	150	4.5
C2R-CC6-RH13CB	H	13.0	65.0	63.00	65.00	45.00	150	4.5
C2R-CC6-RH20CB	H	20.0	70.0	63.00	70.00	45.00	150	4.5
C2R-CC6-RH25CB	H	25.0	75.0	63.00	75.00	45.00	150	5.5
C2R-CC6-RJ13CB	J	13.0	65.0	63.00	65.00	45.00	150	4.5
C2R-CC6-RJ25CB	J	25.0	75.0	63.00	75.00	45.00	150	5.5
C2R-CC6-RK15CB	K	15.0	65.0	63.00	65.00	45.00	150	4.5
C2R-CC6-RK25CB	K	25.0	75.0	63.00	75.00	45.00	150	5.5
C2R-CC6-RL15CB	L	15.0	70.0	63.00	70.00	45.00	150	6.5


R = Right hand. L = Left hand





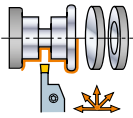
CoroCut® 2, cutting unit for parting and grooving

Precision coolant supply



Metric (mm)

	Ordering code	SSC	CDX [mm]	OHX [mm]	DCON _{MS} [mm]	LF [mm]	WF [mm]	CP [bar]	TQ [Nm]
	C2R-CC6-RL25CB	L	25.0	80.0	63.00	80.00	45.00	150	6.5
	C2R-CC6-RL30CB	L	30.0	85.0	63.00	85.00	45.00	150	6.5
	C2R-CC8-LH25CB	H	25.0	85.0	80.00	85.00	51.00	150	5.5
	C2R-CC8-LJ13CB	J	13.0	70.0	80.00	70.00	42.00	150	4.5
	C2R-CC8-LJ25CB	J	25.0	85.0	80.00	85.00	51.00	150	5.5
	C2R-CC8-LK16CB	K	16.0	75.0	80.00	75.00	42.00	150	4.5
	C2R-CC8-LK25CB	K	25.0	85.0	80.00	85.00	51.00	150	5.5
	C2R-CC8-LL25CB	L	25.0	85.0	80.00	85.00	42.00	150	6.5
	C2R-CC8-LL32CB	L	32.0	90.0	80.00	90.00	51.00	150	6.5
	C2R-CC8-RH25CB	H	25.0	85.0	80.00	85.00	51.00	150	5.5
	C2R-CC8-RJ13CB	J	13.0	70.0	80.00	70.00	42.00	150	4.5
	C2R-CC8-RJ25CB	J	25.0	85.0	80.00	85.00	51.00	150	5.5
	C2R-CC8-RK16CB	K	16.0	75.0	80.00	75.00	42.00	150	4.5
	C2R-CC8-RK25CB	K	25.0	85.0	80.00	85.00	51.00	150	5.5
	C2R-CC8-RL25CB	L	25.0	85.0	80.00	85.00	42.00	150	6.5
	C2R-CC8-RL32CB	L	32.0	90.0	80.00	90.00	51.00	150	6.5



R = Right hand, L = Left hand



CoroCut® 2, cutting unit for parting and grooving

Precision coolant supply



Metric (mm)


	Ordering code	SSC	CDX [mm]	OHX [mm]	DCON _{MS} [mm]	LF [mm]	WF [mm]	CP [bar]	TQ [Nm]
	C2R-CC3-LD08GB	D	8.0	50.0	32.00	50.00	22.00	150	3.5
	C2R-CC3-LD15GB	D	15.0	55.0	32.00	55.00	22.00	150	4.0
	C2R-CC3-RD08GB	D	8.0	50.0	32.00	50.00	22.00	150	3.5
	C2R-CC3-RD15GB	D	15.0	55.0	32.00	55.00	22.00	150	4.0
	C2R-CC4-LD08GB	D	8.0	55.0	40.00	55.00	27.00	150	3.5
	C2R-CC4-LD15GB	D	15.0	60.0	40.00	60.00	27.00	150	4.0
	C2R-CC4-RD08GB	D	8.0	55.0	40.00	55.00	27.00	150	3.5
	C2R-CC4-RD15GB	D	15.0	60.0	40.00	60.00	27.00	150	4.0
	C2R-CC5-LD08GB	D	8.0	55.0	50.00	55.00	35.00	150	3.5
	C2R-CC5-LD15GB	D	15.0	60.0	50.00	60.00	35.00	150	4.0
	C2R-CC5-RD08GB	D	8.0	55.0	50.00	55.00	35.00	150	3.5
	C2R-CC5-RD15GB	D	15.0	60.0	50.00	60.00	35.00	150	4.0

R = Right hand. L = Left hand



CoroCut® 2, cutting unit for profiling

Precision coolant supply



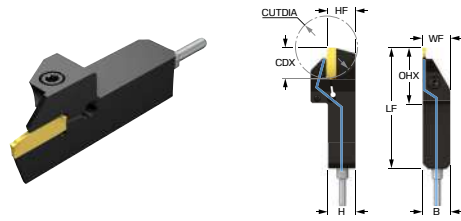
Metric (mm)

	Ordering code	SSC	CDX [mm]	RMPX [deg]	OHX [mm]	DCON _{MS} [mm]	LF [mm]	WF [mm]	CP [bar]	TQ [Nm]
	C2T-CC3-NG20BB	G	20.0	90.00	60.0	32.00	60.00	2.00	150	4.5
	C2T-CC4-NG20BB	G	20.0	90.00	70.0	40.00	70.00	2.00	150	4.5
	C2T-CC4-NJ25BB	J	25.0	90.00	77.0	40.00	77.00	3.00	150	5.5
	C2T-CC5-NG20BB	G	20.0	90.00	70.0	50.00	70.00	2.00	150	4.5
	C2T-CC5-NJ25BB	J	25.0	90.00	77.0	50.00	77.00	3.00	150	5.5
	C2T-CC6-NG20BB	G	20.0	90.00	75.0	63.00	75.00	2.00	150	4.5
	C2T-CC6-NJ25BB	J	25.0	90.00	82.0	63.00	82.00	3.00	150	5.5

SSC = To correspond with SSC on insert

CoroCut® 2, QS™ shank tool for parting and grooving

Precision coolant supply



Metric (mm)

Ordering code	SSC	CDX [mm]	OHX [mm]	OHN [mm]	B [mm]	H [mm]	LF [mm]	WF [mm]	HF [mm]	CUTDIA [mm]	CP [bar]
C2R-QS12-LE11AD	E	11.0	29.6	29.6	12.00	12.00	70.00	12.15	12.0	22	80
C2R-QS12-LF15AD	F	15.0	29.6	29.6	12.00	12.00	70.00	12.15	12.0	30	80
C2R-QS12-RE11AD	E	11.0	29.6	29.6	12.00	12.00	70.00	12.15	12.0	22	80
C2R-QS12-RF15AD	F	15.0	29.6	29.6	12.00	12.00	70.00	12.15	12.0	30	80
C2R-QS16-LE11AD	E	11.0	33.6	33.6	16.00	16.00	70.00	16.15	16.0	22	80
C2R-QS16-LE17AD	E	17.0	33.6	33.6	16.00	16.00	70.00	16.15	16.0	34	80
C2R-QS16-LF17AD	F	17.0	33.6	33.6	16.00	16.00	70.00	16.15	16.0	34	80
C2R-QS16-LG17AD	G	17.0	33.6	33.6	16.00	16.00	70.00	16.15	16.0	34	80
C2R-QS16-RE11AD	E	11.0	33.6	33.6	16.00	16.00	70.00	16.15	16.0	22	80
C2R-QS16-RE17AD	E	17.0	33.6	33.6	16.00	16.00	70.00	16.15	16.0	34	80
C2R-QS16-RF17AD	F	17.0	33.6	33.6	16.00	16.00	70.00	16.15	16.0	34	80
C2R-QS16-RG17AD	G	17.0	33.6	33.6	16.00	16.00	70.00	16.15	16.0	34	80

R = Right hand. L = Left hand

Imperial (inch)

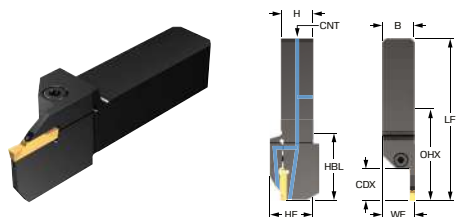
Ordering code	SSC	CDX [inch]	OHX [inch]	OHN [inch]	B [inch]	H [inch]	LF [inch]	WF [inch]	HF [inch]	CUTDIA [inch]	CP [lbf/in2]
C2R-QSA08-LE11AD	E	0.433	1.165	1.165	0.500	0.500	2.756	0.506	0.500	1	1160
C2R-QSA08-LF15AD	F	0.590	1.165	1.165	0.500	0.500	2.756	0.506	0.500	1	1160
C2R-QSA08-RE11AD	E	0.433	1.165	1.165	0.500	0.500	2.756	0.506	0.500	1	1160
C2R-QSA08-RF15AD	F	0.590	1.165	1.165	0.500	0.500	2.756	0.506	0.500	1	1160
C2R-QSA10-LE11AD	E	0.433	1.323	1.323	0.625	0.625	2.756	0.631	0.625	1	1160
C2R-QSA10-LE17AD	E	0.669	1.323	1.323	0.625	0.625	2.756	0.631	0.625	1	1160
C2R-QSA10-LF17AD	F	0.669	1.323	1.323	0.625	0.625	2.756	0.631	0.625	1	1160
C2R-QSA10-LG17AD	G	0.669	1.323	1.323	0.625	0.625	2.756	0.631	0.625	1	1160
C2R-QSA10-RE11AD	E	0.433	1.323	1.323	0.625	0.625	2.756	0.631	0.625	1	1160
C2R-QSA10-RE17AD	E	0.669	1.323	1.323	0.625	0.625	2.756	0.631	0.625	1	1160
C2R-QSA10-RF17AD	F	0.669	1.323	1.323	0.625	0.625	2.756	0.631	0.625	1	1160
C2R-QSA10-RG17AD	G	0.669	1.323	1.323	0.625	0.625	2.756	0.631	0.625	1	1160

R = Right hand. L = Left hand



CoroCut® 2, QS™ shank tool for parting and grooving

Precision coolant supply



Metric (mm)

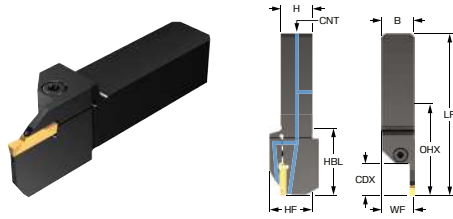
Ordering code	SSC	CDX [mm]	OHX [mm]	OHN [mm]	B [mm]	H [mm]	LF [mm]	WF [mm]	HF [mm]	CNT	CP [bar]
C2R-QS20-LG15CB	G	15.0	50.3	32.8	20.00	20.00	101.79	20.50	20.0	G 1/8-28	150
C2R-QS20-LH20CB	H	20.0	57.6	40.1	20.00	20.00	109.11	20.50	20.0	G 1/8-28	150
C2R-QS20-LJ20CB	J	20.0	57.6	40.1	20.00	20.00	109.11	20.50	20.0	G 1/8-28	150
C2R-QS20-RG15CB	G	15.0	50.3	32.8	20.00	20.00	101.79	20.50	20.0	G 1/8-28	150
C2R-QS20-RH20CB	H	20.0	57.6	40.1	20.00	20.00	109.11	20.50	20.0	G 1/8-28	150
C2R-QS20-RJ20CB	J	20.0	57.6	40.1	20.00	20.00	109.11	20.50	20.0	G 1/8-28	150
C2R-QS25-LE15CB	E	15.0	56.8	31.3	25.00	25.00	115.29	25.50	25.0	G 1/8-28	150
C2R-QS25-LF20CB	F	20.0	61.8	36.3	25.00	25.00	120.29	25.50	25.0	G 1/8-28	150
C2R-QS25-LG15CB	G	15.0	58.3	32.8	25.00	25.00	116.79	25.50	25.0	G 1/8-28	150
C2R-QS25-LG20CB	G	20.0	63.3	37.8	25.00	25.00	121.79	25.50	25.0	G 1/8-28	150
C2R-QS25-LH20CB	H	20.0	65.6	40.1	25.00	25.00	124.11	25.50	25.0	G 1/8-28	150
C2R-QS25-LH25CB	H	25.0	70.6	45.1	25.00	25.00	129.11	25.50	25.0	G 1/8-28	150
C2R-QS25-LJ25CB	J	25.0	70.6	45.1	25.00	25.00	129.11	25.50	25.0	G 1/8-28	150
C2R-QS25-LK25CB	K	25.0	70.6	45.1	25.00	25.00	129.11	25.50	25.0	G 1/8-28	150
C2R-QS25-LL32CB	L	32.0	79.2	53.7	25.00	25.00	137.73	26.50	25.0	G 1/8-28	150
C2R-QS25-RE15CB	E	15.0	56.8	31.3	25.00	25.00	115.29	25.50	25.0	G 1/8-28	150
C2R-QS25-RF20CB	F	20.0	61.8	36.3	25.00	25.00	120.29	25.50	25.0	G 1/8-28	150
C2R-QS25-RG15CB	G	15.0	58.3	32.8	25.00	25.00	116.79	25.50	25.0	G 1/8-28	150
C2R-QS25-RG20CB	G	20.0	63.3	37.8	25.00	25.00	121.79	25.50	25.0	G 1/8-28	150
C2R-QS25-RH20CB	H	20.0	65.6	40.1	25.00	25.00	124.11	25.50	25.0	G 1/8-28	150
C2R-QS25-RH25CB	H	25.0	70.6	45.1	25.00	25.00	129.11	25.50	25.0	G 1/8-28	150
C2R-QS25-RJ25CB	J	25.0	70.6	45.1	25.00	25.00	129.11	25.50	25.0	G 1/8-28	150
C2R-QS25-RK25CB	K	25.0	70.6	45.1	25.00	25.00	129.11	25.50	25.0	G 1/8-28	150
C2R-QS25-RL32CB	L	32.0	79.2	53.7	25.00	25.00	137.73	26.50	25.0	G 1/8-28	150

R = Right hand, L = Left hand



CoroCut® 2, QS™ shank tool for parting and grooving

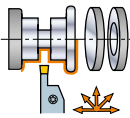
Precision coolant supply



Imperial (inch)

Ordering code	SSC	CDX [inch]	OHH [inch]	OHN [inch]	B [inch]	H [inch]	LF [inch]	WF [inch]	HF [inch]	CNT	CP [lb/in ²]
C2R-QSA12-LG16CB	G	0.630	2.019	1.330	0.750	0.750	4.047	0.770	0.750	G 1/8-28	2176
C2R-QSA12-LH20CB	H	0.800	2.281	1.592	0.750	0.750	4.308	0.770	0.750	G 1/8-28	2176
C2R-QSA12-LJ20CB	J	0.800	2.281	1.592	0.750	0.750	4.308	0.770	0.750	G 1/8-28	2176
C2R-QSA12-RG16CB	G	0.630	2.019	1.330	0.750	0.750	4.047	0.770	0.750	G 1/8-28	2176
C2R-QSA12-RH20CB	H	0.800	2.281	1.592	0.750	0.750	4.308	0.770	0.750	G 1/8-28	2176
C2R-QSA12-RJ20CB	J	0.800	2.281	1.592	0.750	0.750	4.308	0.770	0.750	G 1/8-28	2176
C2R-QSA16-LE16CB	E	0.630	2.275	1.271	1.000	1.000	4.578	1.020	1.000	G 1/8-28	2176
C2R-QSA16-LF20CB	F	0.800	2.445	1.441	1.000	1.000	4.748	1.020	1.000	G 1/8-28	2176
C2R-QSA16-LG16CB	G	0.630	2.334	1.330	1.000	1.000	4.637	1.020	1.000	G 1/8-28	2176
C2R-QSA16-LG20CB	G	0.800	2.504	1.500	1.000	1.000	4.807	1.020	1.000	G 1/8-28	2176
C2R-QSA16-LH25CB	H	1.000	2.796	1.792	1.000	1.000	5.099	1.020	1.000	G 1/8-28	2176
C2R-QSA16-LJ25CB	J	1.000	2.796	1.792	1.000	1.000	5.099	1.020	1.000	G 1/8-28	2176
C2R-QSA16-LK25CB	K	1.000	2.796	1.792	1.000	1.000	5.099	1.020	1.000	G 1/8-28	2176
C2R-QSA16-LL32CB	L	1.250	3.110	2.106	1.000	1.000	5.413	1.059	1.000	G 1/8-28	2176
C2R-QSA16-RE16CB	E	0.630	2.275	1.271	1.000	1.000	4.578	1.020	1.000	G 1/8-28	2176
C2R-QSA16-RF20CB	F	0.800	2.445	1.441	1.000	1.000	4.748	1.020	1.000	G 1/8-28	2176
C2R-QSA16-RG16CB	G	0.630	2.334	1.330	1.000	1.000	4.637	1.020	1.000	G 1/8-28	2176
C2R-QSA16-RG20CB	G	0.800	2.504	1.500	1.000	1.000	4.807	1.020	1.000	G 1/8-28	2176
C2R-QSA16-RH25CB	H	1.000	2.796	1.792	1.000	1.000	5.099	1.020	1.000	G 1/8-28	2176
C2R-QSA16-RJ25CB	J	1.000	2.796	1.792	1.000	1.000	5.099	1.020	1.000	G 1/8-28	2176
C2R-QSA16-RK25CB	K	1.000	2.796	1.792	1.000	1.000	5.099	1.020	1.000	G 1/8-28	2176
C2R-QSA16-RL32CB	L	1.250	3.110	2.106	1.000	1.000	5.413	1.059	1.000	G 1/8-28	2176

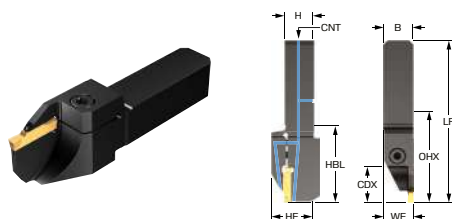
R = Right hand, L = Left hand





CoroCut® 2, QS™ shank tool for parting and grooving

Precision coolant supply



Metric (mm)

	Ordering code	SSC	CDX [mm]	OHX [mm]	OHN [mm]	B [mm]	H [mm]	LF [mm]	WF [mm]	HF [mm]	CUTDIA [mm]	CNT
	C2R-QS20-LE20CD	E	20.0	53.8	36.3	20.00	20.00	105.29	20.50	20.0	40	G 1/8-28
	C2R-QS20-LF20CD	F	20.0	53.8	36.3	20.00	20.00	105.29	20.50	20.0	40	G 1/8-28
	C2R-QS20-LG20CD	G	20.0	55.3	37.8	20.00	20.00	106.79	20.50	20.0	40	G 1/8-28
	C2R-QS20-LH25CD	H	25.0	62.6	45.1	20.00	20.00	114.11	20.50	20.0	50	G 1/8-28
	C2R-QS20-RE20CD	E	20.0	53.8	36.3	20.00	20.00	105.29	20.50	20.0	40	G 1/8-28
	C2R-QS20-RF20CD	F	20.0	53.8	36.3	20.00	20.00	105.29	20.50	20.0	40	G 1/8-28
	C2R-QS20-RG20CD	G	20.0	55.3	37.8	20.00	20.00	106.79	20.50	20.0	40	G 1/8-28
	C2R-QS20-RH25CD	H	25.0	62.6	45.1	20.00	20.00	114.11	20.50	20.0	50	G 1/8-28

R = Right hand, L = Left hand

Imperial (inch)

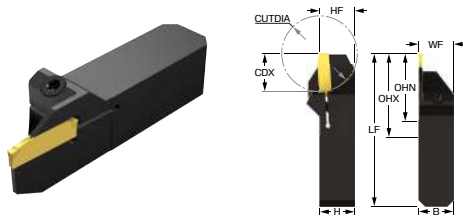
	Ordering code	SSC	CDX [inch]	OHX [inch]	OHN [inch]	B [inch]	H [inch]	LF [inch]	WF [inch]	HF [inch]	CUTDIA [inch]	CNT
	C2R-QSA12-LE20CD	E	0.800	2.130	1.441	0.750	0.750	4.158	0.770	0.750	2	G 1/8-28
	C2R-QSA12-LF20CD	F	0.800	2.130	1.441	0.750	0.750	4.158	0.770	0.750	2	G 1/8-28
	C2R-QSA12-LG20CD	G	0.800	2.189	1.500	0.750	0.750	4.217	0.770	0.750	2	G 1/8-28
	C2R-QSA12-LH25CD	H	1.000	2.481	1.792	0.750	0.750	4.508	0.770	0.750	2	G 1/8-28
	C2R-QSA12-RE20CD	E	0.800	2.130	1.441	0.750	0.750	4.158	0.770	0.750	2	G 1/8-28
	C2R-QSA12-RF20CD	F	0.800	2.130	1.441	0.750	0.750	4.158	0.770	0.750	2	G 1/8-28
	C2R-QSA12-RG20CD	G	0.800	2.189	1.500	0.750	0.750	4.217	0.770	0.750	2	G 1/8-28
	C2R-QSA12-RH25CD	H	1.000	2.481	1.792	0.750	0.750	4.508	0.770	0.750	2	G 1/8-28

R = Right hand, L = Left hand



CoroCut® 2, QS™ shank tool for parting and grooving

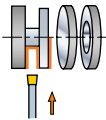
Screw clamp design



Metric (mm)

Ordering code	SSC	CDX [mm]	OHX [mm]	OHN [mm]	B [mm]	H [mm]	LF [mm]	WF [mm]	HF [mm]	CUTDIA [mm]	TQ [Nm]
C2R-QS10-LD10DS	D	10.0	30.0	23.2	10.00	10.00	70.00	10.00	10.1	20	2.5
C2R-QS10-LE10DS	E	10.0	30.0	23.2	10.00	10.00	70.00	10.00	10.1	20	2.5
C2R-QS10-LF10DS	F	10.0	30.0	23.2	10.00	10.00	70.00	10.00	10.1	20	2.5
C2R-QS10-RD10DS	D	10.0	30.0	23.2	10.00	10.00	70.00	10.00	10.1	20	2.5
C2R-QS10-RE10DS	E	10.0	30.0	23.2	10.00	10.00	70.00	10.00	10.1	20	2.5
C2R-QS10-RF10DS	F	10.0	30.0	23.2	10.00	10.00	70.00	10.00	10.1	20	2.5
C2R-QS12-LD11DS	D	11.0	30.0	24.2	12.00	12.00	70.00	12.00	12.1	22	2.5
C2R-QS12-LE11DS	E	11.0	30.0	24.2	12.00	12.00	70.00	12.00	12.1	22	2.5
C2R-QS12-LF15DS	F	15.0	30.0	28.2	12.00	12.00	70.00	12.00	12.1	30	2.5
C2R-QS12-RD11DS	D	11.0	30.0	24.2	12.00	12.00	70.00	12.00	12.1	22	2.5
C2R-QS12-RE11DS	E	11.0	30.0	24.2	12.00	12.00	70.00	12.00	12.1	22	2.5
C2R-QS12-RF15DS	F	15.0	30.0	28.2	12.00	12.00	70.00	12.00	12.1	30	2.5
C2R-QS16-LD08DS	D	8.0	30.0	21.2	16.00	16.00	70.00	16.00	16.0	16	2.5
C2R-QS16-LD17DS	D	17.0	30.2	30.2	16.00	16.00	70.00	16.00	16.0	34	2.5
C2R-QS16-LE11DS	E	11.0	30.0	24.2	16.00	16.00	70.00	16.00	16.0	22	2.5
C2R-QS16-LE17DS	E	17.0	30.2	30.2	16.00	16.00	70.00	16.00	16.0	34	2.5
C2R-QS16-LF17DS	F	17.0	30.2	30.2	16.00	16.00	70.00	16.00	16.0	34	2.5
C2R-QS16-LG17DS	G	17.0	30.2	30.2	16.00	16.00	70.00	16.00	16.0	34	2.5
C2R-QS16-RD08DS	D	8.0	30.0	21.2	16.00	16.00	70.00	16.00	16.0	16	2.5
C2R-QS16-RD17DS	D	17.0	30.2	30.2	16.00	16.00	70.00	16.00	16.0	34	2.5
C2R-QS16-RE11DS	E	11.0	30.0	24.2	16.00	16.00	70.00	16.00	16.0	22	2.5
C2R-QS16-RE17DS	E	17.0	30.2	30.2	16.00	16.00	70.00	16.00	16.0	34	2.5
C2R-QS16-RF17DS	F	17.0	30.2	30.2	16.00	16.00	70.00	16.00	16.0	34	2.5
C2R-QS16-RG17DS	G	17.0	30.2	30.2	16.00	16.00	70.00	16.00	16.0	34	2.5

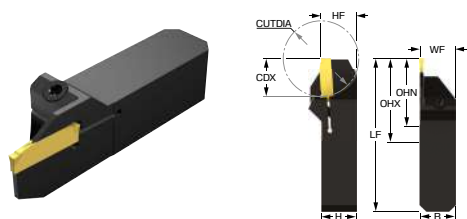
R = Right hand, L = Left hand





CoroCut® 2, QS™ shank tool for parting and grooving

Screw clamp design



Imperial (inch)

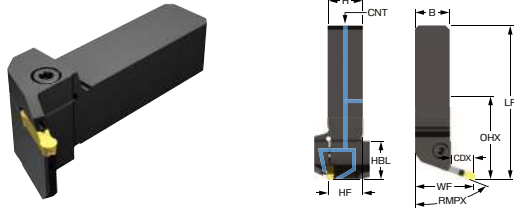
Ordering code	SSC	CDX [inch]	OHX [inch]	OHN [inch]	B [inch]	H [inch]	LF [inch]	WF [inch]	HF [inch]	CUTDIA [inch]	TQ [ft]
C2R-QSA06-LD10DS	D	0.375	1.181	0.895	0.375	0.375	2.756	0.375	0.377	1	1.8
C2R-QSA06-LE10DS	E	0.394	1.181	0.913	0.375	0.375	2.756	0.375	0.377	1	1.8
C2R-QSA06-RD10DS	D	0.375	1.181	0.895	0.375	0.375	2.756	0.375	0.377	1	1.8
C2R-QSA06-RE10DS	E	0.394	1.181	0.913	0.375	0.375	2.756	0.375	0.377	1	1.8
C2R-QSA06-RF10DS	F	0.390	1.181	0.910	0.375	0.375	2.756	0.375	0.377	1	1.8
C2R-QSA08-LD11DS	D	0.430	1.181	0.950	0.500	0.500	2.756	0.500	0.502	1	1.8
C2R-QSA08-LE11DS	E	0.430	1.181	0.950	0.500	0.500	2.756	0.500	0.502	1	1.8
C2R-QSA08-LF15DS	F	0.590	1.181	1.110	0.500	0.500	2.756	0.500	0.502	1	1.8
C2R-QSA08-RD11DS	D	0.430	1.181	0.950	0.500	0.500	2.756	0.500	0.502	1	1.8
C2R-QSA08-RE11DS	E	0.430	1.181	0.950	0.500	0.500	2.756	0.500	0.502	1	1.8
C2R-QSA08-RF15DS	F	0.590	1.181	1.110	0.500	0.500	2.756	0.500	0.502	1	1.8
C2R-QSA10-LD08DS	D	0.320	1.181	0.840	0.625	0.625	2.756	0.625	0.627	1	1.8
C2R-QSA10-LD17DS	D	0.670	1.190	1.190	0.625	0.625	2.756	0.625	0.627	1	1.8
C2R-QSA10-LE11DS	E	0.430	1.181	0.950	0.625	0.625	2.756	0.625	0.627	1	1.8
C2R-QSA10-LE17DS	E	0.669	1.189	1.189	0.625	0.625	2.756	0.625	0.627	1	1.8
C2R-QSA10-LG17DS	G	0.670	1.190	1.190	0.625	0.625	2.756	0.625	0.627	1	1.8
C2R-QSA10-RD08DS	D	0.320	1.181	0.840	0.625	0.625	2.756	0.625	0.627	1	1.8
C2R-QSA10-RD17DS	D	0.670	1.190	1.190	0.625	0.625	2.756	0.625	0.627	1	1.8
C2R-QSA10-RE11DS	E	0.430	1.181	0.950	0.625	0.625	2.756	0.625	0.627	1	1.8
C2R-QSA10-RE17DS	E	0.669	1.189	1.189	0.625	0.625	2.756	0.625	0.627	1	1.8
C2R-QSA10-RG17DS	G	0.670	1.190	1.190	0.625	0.625	2.756	0.625	0.627	1	1.8

R = Right hand. L = Left hand



CoroCut® 2, QS™ shank tool for profiling

Precision coolant supply



Metric (mm)

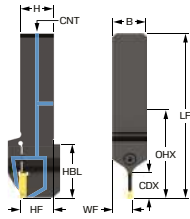
	Ordering code	SSC	CDX [mm]	RMPX [deg]	OHX [mm]	OHN [mm]	B [mm]	H [mm]	HBL [mm]	LF [mm]	WF [mm]
	C2T-QS25-LX70J16CB	J	16.0	70.00	53.0	27.5	25.00	25.00	27.5	111.46	42.60
	C2T-QS25-RX70J16CB	J	16.0	70.00	53.0	27.5	25.00	25.00	27.5	111.46	42.60
	C2T-QS20-LX45G04CB	G	4.0	45.00	44.2	26.7	20.00	20.00	26.7	95.66	25.60
	C2T-QS20-RX45G04CB	G	4.0	45.00	44.2	26.7	20.00	20.00	26.7	95.66	25.60
	C2T-QS25-LX45G04CB	G	4.0	45.00	52.2	26.7	25.00	25.00	26.7	110.66	30.60
	C2T-QS25-LX45J05CB	J	5.0	45.00	58.8	33.3	25.00	25.00	33.3	117.33	31.60
	C2T-QS25-RX45G04CB	G	4.0	45.00	52.2	26.7	25.00	25.00	26.7	110.66	30.60
	C2T-QS25-RX45J05CB	J	5.0	45.00	58.8	33.3	25.00	25.00	33.3	117.33	31.60

R = Right hand. L = Left hand



CoroCut® 2, QS™ shank tool for profiling

Precision coolant supply



Metric (mm)

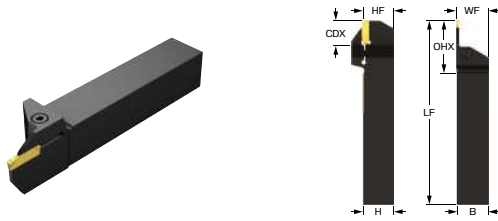
	Ordering code	SSC	CDX [mm]	RMPX [deg]	OHX [mm]	OHN [mm]	B [mm]	H [mm]	HBL [mm]	LF [mm]	WF [mm]	HF [mm]
	C2T-QS20-NG18BB	G	18.0	90.00	58.7	41.2	20.00	20.00	41.2	110.19	12.00	20.0
	C2T-QS25-NG18BB	G	18.0	90.00	66.7	41.2	25.00	25.00	41.2	125.19	14.50	25.0
	C2T-QS25-NJ22BB	J	22.0	90.00	73.0	47.5	25.00	25.00	47.5	131.51	15.50	25.0

SSC = To correspond with SSC on insert



CoroCut® 2, shank tool for parting and grooving

Screw clamp design



Metric (mm)

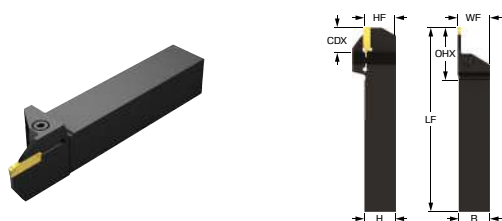
Ordering code	SSC	CDX [mm]	OHX [mm]	OHN [mm]	B [mm]	H [mm]	LF [mm]	WF [mm]	HF [mm]	TQ [Nm]
C2R-RS12-LD08DB	D	8.0	38.8	26.8	12.00	12.00	125.00	13.00	12.0	3.5
C2R-RS12-LE08DB	E	8.0	38.9	26.9	12.00	12.00	125.00	13.00	12.0	4.0
C2R-RS12-LE12DB	E	12.0	42.9	30.9	12.00	12.00	125.00	13.00	12.0	4.0
C2R-RS12-LF10DB	F	10.0	40.9	28.9	12.00	12.00	125.00	13.00	12.0	4.0
C2R-RS12-LG12DB	G	12.0	44.4	32.4	12.00	12.00	125.00	13.00	12.0	4.0
C2R-RS12-RD08DB	D	8.0	38.8	26.8	12.00	12.00	125.00	13.00	12.0	3.5
C2R-RS12-RE08DB	E	8.0	38.9	26.9	12.00	12.00	125.00	13.00	12.0	4.0
C2R-RS12-RE12DB	E	12.0	42.9	30.9	12.00	12.00	125.00	13.00	12.0	4.0
C2R-RS12-RF10DB	F	10.0	40.9	28.9	12.00	12.00	125.00	13.00	12.0	4.0
C2R-RS12-RG12DB	G	12.0	44.4	32.4	12.00	12.00	125.00	13.00	12.0	4.0
C2R-RS16-LD08DB	D	8.0	42.8	26.8	16.00	16.00	125.00	17.00	16.0	3.5
C2R-RS16-LD15DB	D	15.0	49.8	33.8	16.00	16.00	125.00	17.00	16.0	4.0
C2R-RS16-LE08DB	E	8.0	42.9	26.9	16.00	16.00	125.00	17.00	16.0	4.0
C2R-RS16-LE15DB	E	15.0	49.9	33.9	16.00	16.00	125.00	17.00	16.0	4.5
C2R-RS16-LF10DB	F	10.0	44.9	28.9	16.00	16.00	125.00	17.00	16.0	4.0
C2R-RS16-LF20DB	F	20.0	54.9	38.9	16.00	16.00	125.00	17.00	16.0	4.5
C2R-RS16-LG10DB	G	10.0	46.4	30.4	16.00	16.00	125.00	17.00	16.0	4.0
C2R-RS16-LG20DB	G	20.0	56.4	40.4	16.00	16.00	125.00	17.00	16.0	4.5
C2R-RS16-LH13DB	H	13.0	51.7	35.7	16.00	16.00	125.00	17.00	16.0	4.5
C2R-RS16-LH25DB	H	25.0	63.7	47.7	16.00	16.00	125.00	17.00	16.0	5.5
C2R-RS16-RD08DB	D	8.0	42.8	26.8	16.00	16.00	125.00	17.00	16.0	3.5
C2R-RS16-RD15DB	D	15.0	49.8	33.8	16.00	16.00	125.00	17.00	16.0	4.0
C2R-RS16-RE08DB	E	8.0	42.9	26.9	16.00	16.00	125.00	17.00	16.0	4.0
C2R-RS16-RE15DB	E	15.0	49.9	33.9	16.00	16.00	125.00	17.00	16.0	4.5
C2R-RS16-RF10DB	F	10.0	44.9	28.9	16.00	16.00	125.00	17.00	16.0	4.0
C2R-RS16-RF20DB	F	20.0	54.9	38.9	16.00	16.00	125.00	17.00	16.0	4.5

R = Right hand. L = Left hand



CoroCut® 2, shank tool for parting and grooving

Screw clamp design



Metric (mm)

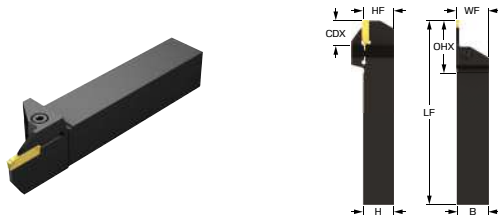
Ordering code	SSC	CDX [mm]	OHX [mm]	OHN [mm]	B [mm]	H [mm]	LF [mm]	WF [mm]	HF [mm]	TQ [Nm]
C2R-RS16-RG10DB	G	10.0	46.4	30.4	16.00	16.00	125.00	17.00	16.0	4.0
C2R-RS16-RG20DB	G	20.0	56.4	40.4	16.00	16.00	125.00	17.00	16.0	4.5
C2R-RS16-RH13DB	H	13.0	51.7	35.7	16.00	16.00	125.00	17.00	16.0	4.5
C2R-RS16-RH25DB	H	25.0	63.7	47.7	16.00	16.00	125.00	17.00	16.0	5.5
C2R-RS20-LD08DB	D	8.0	46.8	26.8	20.00	20.00	125.00	21.00	20.0	3.5
C2R-RS20-LD15DB	D	15.0	53.8	33.8	20.00	20.00	125.00	21.00	20.0	4.0
C2R-RS20-LE08DB	E	8.0	46.9	26.9	20.00	20.00	125.00	21.00	20.0	4.0
C2R-RS20-LE15DB	E	15.0	53.9	33.9	20.00	20.00	125.00	21.00	20.0	4.5
C2R-RS20-LF10DB	F	10.0	48.9	28.9	20.00	20.00	125.00	21.00	20.0	4.0
C2R-RS20-LF20DB	F	20.0	58.9	38.9	20.00	20.00	125.00	21.00	20.0	4.5
C2R-RS20-LG10DB	G	10.0	50.4	30.4	20.00	20.00	125.00	21.00	20.0	4.0
C2R-RS20-LG20DB	G	20.0	60.4	40.4	20.00	20.00	125.00	21.00	20.0	4.5
C2R-RS20-LH13DB	H	13.0	55.7	35.7	20.00	20.00	125.00	21.00	20.0	4.5
C2R-RS20-LH25DB	H	25.0	67.7	47.7	20.00	20.00	125.00	21.00	20.0	5.5
C2R-RS20-LJ13DB	J	13.0	55.7	35.7	20.00	20.00	125.00	21.00	20.0	4.5
C2R-RS20-RD08DB	D	8.0	46.8	26.8	20.00	20.00	125.00	21.00	20.0	3.5
C2R-RS20-RD15DB	D	15.0	53.8	33.8	20.00	20.00	125.00	21.00	20.0	4.0
C2R-RS20-RE08DB	E	8.0	46.9	26.9	20.00	20.00	125.00	21.00	20.0	4.0
C2R-RS20-RE15DB	E	15.0	53.9	33.9	20.00	20.00	125.00	21.00	20.0	4.5
C2R-RS20-RF10DB	F	10.0	48.9	28.9	20.00	20.00	125.00	21.00	20.0	4.0
C2R-RS20-RF20DB	F	20.0	58.9	38.9	20.00	20.00	125.00	21.00	20.0	4.5
C2R-RS20-RG10DB	G	10.0	50.4	30.4	20.00	20.00	125.00	21.00	20.0	4.0
C2R-RS20-RG20DB	G	20.0	60.4	40.4	20.00	20.00	125.00	21.00	20.0	4.5
C2R-RS20-RH13DB	H	13.0	55.7	35.7	20.00	20.00	125.00	21.00	20.0	4.5
C2R-RS20-RH25DB	H	25.0	67.7	47.7	20.00	20.00	125.00	21.00	20.0	5.5
C2R-RS20-RJ13DB	J	13.0	55.7	35.7	20.00	20.00	125.00	21.00	20.0	4.5

R = Right hand, L = Left hand



CoroCut® 2, shank tool for parting and grooving

Screw clamp design



Metric (mm)

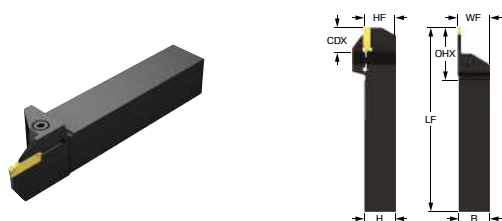
Ordering code	SSC	CDX [mm]	OHX [mm]	OHN [mm]	B [mm]	H [mm]	LF [mm]	WF [mm]	HF [mm]	TQ [Nm]
C2R-RS25-LD08DB	D	8.0	51.8	26.8	25.00	25.00	150.00	26.00	25.0	3.5
C2R-RS25-LD15DB	D	15.0	58.8	33.8	25.00	25.00	150.00	26.00	25.0	4.0
C2R-RS25-LE08DB	E	8.0	51.9	26.9	25.00	25.00	150.00	26.00	25.0	4.0
C2R-RS25-LE15DB	E	15.0	58.9	33.9	25.00	25.00	150.00	26.00	25.0	4.5
C2R-RS25-LF10DB	F	10.0	53.9	28.9	25.00	25.00	150.00	26.00	25.0	4.0
C2R-RS25-LF20DB	F	20.0	63.9	38.9	25.00	25.00	150.00	26.00	25.0	4.5
C2R-RS25-LG10DB	G	10.0	55.4	30.4	25.00	25.00	150.00	26.00	25.0	4.0
C2R-RS25-LG20DB	G	20.0	65.4	40.4	25.00	25.00	150.00	26.00	25.0	4.5
C2R-RS25-LH13DB	H	13.0	60.7	35.7	25.00	25.00	150.00	26.00	25.0	4.5
C2R-RS25-LH25DB	H	25.0	72.7	47.7	25.00	25.00	150.00	26.00	25.0	5.5
C2R-RS25-LJ13DB	J	13.0	60.7	35.7	25.00	25.00	150.00	26.00	25.0	4.5
C2R-RS25-LJ22DB	J	22.0	69.7	44.7	25.00	25.00	150.00	26.00	25.0	4.5
C2R-RS25-LJ32DB	J	32.0	79.7	54.7	25.00	25.00	150.00	26.00	25.0	5.5
C2R-RS25-LK16DB	K	16.0	63.7	38.7	25.00	25.00	150.00	26.00	25.0	4.5
C2R-RS25-LK32DB	K	32.0	79.7	54.7	25.00	25.00	150.00	26.00	25.0	5.5
C2R-RS25-LL16DB	L	16.0	63.3	38.3	25.00	25.00	150.00	26.50	25.0	6.5
C2R-RS25-LL25DB	L	25.0	72.3	47.3	25.00	25.00	150.00	26.50	25.0	6.5
C2R-RS25-RD08DB	D	8.0	51.8	26.8	25.00	25.00	150.00	26.00	25.0	3.5
C2R-RS25-RD15DB	D	15.0	58.8	33.8	25.00	25.00	150.00	26.00	25.0	4.0
C2R-RS25-RE08DB	E	8.0	51.9	26.9	25.00	25.00	150.00	26.00	25.0	4.0
C2R-RS25-RE15DB	E	15.0	58.9	33.9	25.00	25.00	150.00	26.00	25.0	4.5
C2R-RS25-RF10DB	F	10.0	53.9	28.9	25.00	25.00	150.00	26.00	25.0	4.0
C2R-RS25-RF20DB	F	20.0	63.9	38.9	25.00	25.00	150.00	26.00	25.0	4.5
C2R-RS25-RG10DB	G	10.0	55.4	30.4	25.00	25.00	150.00	26.00	25.0	4.0
C2R-RS25-RG20DB	G	20.0	65.4	40.4	25.00	25.00	150.00	26.00	25.0	4.5
C2R-RS25-RH13DB	H	13.0	60.7	35.7	25.00	25.00	150.00	26.00	25.0	4.5

R = Right hand. L = Left hand



CoroCut® 2, shank tool for parting and grooving

Screw clamp design



Metric (mm)

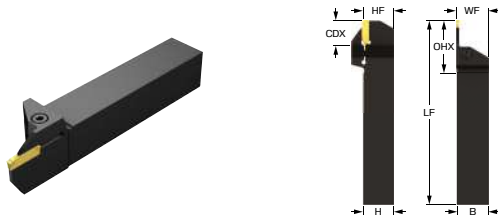
Ordering code	SSC	CDX [mm]	OHX [mm]	OHN [mm]	B [mm]	H [mm]	LF [mm]	WF [mm]	HF [mm]	TQ [Nm]
C2R-RS25-RH25DB	H	25.0	72.7	47.7	25.00	25.00	150.00	26.00	25.0	5.5
C2R-RS25-RJ13DB	J	13.0	60.7	35.7	25.00	25.00	150.00	26.00	25.0	4.5
C2R-RS25-RJ22DB	J	22.0	69.7	44.7	25.00	25.00	150.00	26.00	25.0	4.5
C2R-RS25-RJ32DB	J	32.0	79.7	54.7	25.00	25.00	150.00	26.00	25.0	5.5
C2R-RS25-RK16DB	K	16.0	63.7	38.7	25.00	25.00	150.00	26.00	25.0	4.5
C2R-RS25-RK32DB	K	32.0	79.7	54.7	25.00	25.00	150.00	26.00	25.0	5.5
C2R-RS25-RL16DB	L	16.0	63.3	38.3	25.00	25.00	150.00	26.50	25.0	6.5
C2R-RS25-RL25DB	L	25.0	72.3	47.3	25.00	25.00	150.00	26.50	25.0	6.5
C2R-RS32-LG20DB	G	20.0	72.4	40.4	32.00	32.00	170.00	33.00	32.0	4.5
C2R-RS32-LH13DB	H	13.0	67.7	35.7	32.00	32.00	170.00	33.00	32.0	4.5
C2R-RS32-LH25DB	H	25.0	79.7	47.7	32.00	32.00	170.00	33.00	32.0	5.5
C2R-RS32-LJ13DB	J	13.0	67.7	35.7	32.00	32.00	170.00	33.00	32.0	4.5
C2R-RS32-LJ32DB	J	32.0	86.7	54.7	32.00	32.00	170.00	33.00	32.0	5.5
C2R-RS32-LK16DB	K	16.0	70.7	38.7	32.00	32.00	170.00	33.00	32.0	4.5
C2R-RS32-LK32DB	K	32.0	86.7	54.7	32.00	32.00	170.00	33.00	32.0	5.5
C2R-RS32-LL32DB	L	32.0	86.3	54.3	32.00	32.00	170.00	33.50	32.0	6.5
C2R-RS32-RG20DB	G	20.0	72.4	40.4	32.00	32.00	170.00	33.00	32.0	4.5
C2R-RS32-RH13DB	H	13.0	67.7	35.7	32.00	32.00	170.00	33.00	32.0	4.5
C2R-RS32-RH25DB	H	25.0	79.7	47.7	32.00	32.00	170.00	33.00	32.0	5.5
C2R-RS32-RJ13DB	J	13.0	67.7	35.7	32.00	32.00	170.00	33.00	32.0	4.5
C2R-RS32-RJ32DB	J	32.0	86.7	54.7	32.00	32.00	170.00	33.00	32.0	5.5
C2R-RS32-RK16DB	K	16.0	70.7	38.7	32.00	32.00	170.00	33.00	32.0	4.5
C2R-RS32-RK32DB	K	32.0	86.7	54.7	32.00	32.00	170.00	33.00	32.0	5.5
C2R-RS32-RL32DB	L	32.0	86.3	54.3	32.00	32.00	170.00	33.50	32.0	6.5

R = Right hand, L = Left hand



CoroCut® 2, shank tool for parting and grooving

Screw clamp design



Imperial (inch)

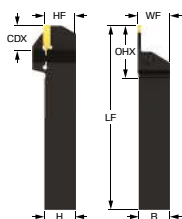
Ordering code	SSC	CDX [inch]	OHX [inch]	OHN [inch]	B [inch]	H [inch]	Lf [inch]	WF [inch]	HF [inch]	TQ [ft]
C2R-RSA08-LD08DB	D	0.320	1.560	1.060	0.500	0.500	4.500	0.512	0.500	2.6
C2R-RSA08-LE08DB	E	0.320	1.564	1.064	0.500	0.500	4.500	0.512	0.500	3.0
C2R-RSA08-LE15DB	E	0.590	1.834	1.334	0.500	0.500	4.500	0.512	0.500	3.3
C2R-RSA08-RD08DB	D	0.320	1.560	1.060	0.500	0.500	4.500	0.512	0.500	2.6
C2R-RSA08-RE08DB	E	0.320	1.564	1.064	0.500	0.500	4.500	0.512	0.500	3.0
C2R-RSA08-RE15DB	E	0.590	1.834	1.334	0.500	0.500	4.500	0.512	0.500	3.3
C2R-RSA10-LE08DB	E	0.320	1.689	1.064	0.625	0.625	4.500	0.669	0.625	3.0
C2R-RSA10-LE15DB	E	0.590	1.959	1.334	0.625	0.625	4.500	0.669	0.625	3.3
C2R-RSA10-LF10DB	F	0.400	1.769	1.144	0.625	0.625	5.000	0.669	0.625	3.0
C2R-RSA10-LF20DB	F	0.790	2.159	1.534	0.625	0.625	4.500	0.669	0.625	3.3
C2R-RSA10-LG10DB	G	0.394	1.821	1.196	0.625	0.625	5.000	0.669	0.625	3.0
C2R-RSA10-LH13DB	H	0.512	2.031	1.406	0.625	0.625	5.000	0.669	0.625	3.3
C2R-RSA10-RD08DB	D	0.320	1.685	1.060	0.625	0.625	5.000	0.670	0.625	2.6
C2R-RSA10-RD15DB	D	0.590	1.955	1.330	0.625	0.625	5.000	0.670	0.625	3.0
C2R-RSA10-RE08DB	E	0.320	1.689	1.064	0.625	0.625	4.500	0.669	0.625	3.0
C2R-RSA10-RE15DB	E	0.590	1.959	1.334	0.625	0.625	4.500	0.669	0.625	3.3
C2R-RSA10-RF10DB	F	0.400	1.769	1.144	0.625	0.625	4.500	0.669	0.625	3.0
C2R-RSA10-RF20DB	F	0.790	2.159	1.534	0.625	0.625	4.500	0.669	0.625	3.3
C2R-RSA10-RG10DB	G	0.400	1.828	1.203	0.625	0.625	4.500	0.669	0.625	3.0
C2R-RSA10-RH13DB	H	0.512	2.031	1.406	0.625	0.625	5.000	0.669	0.625	3.3
C2R-RSA12-LD08DB	D	0.320	1.810	1.060	0.750	0.750	5.000	0.825	0.750	2.6
C2R-RSA12-LD15DB	D	0.590	2.080	1.330	0.750	0.750	5.000	0.827	0.750	3.0
C2R-RSA12-LE08DB	E	0.320	1.814	1.064	0.750	0.750	4.500	0.827	0.750	3.0
C2R-RSA12-LE15DB	E	0.590	2.084	1.334	0.750	0.750	5.000	0.823	0.750	3.3
C2R-RSA12-LF10DB	F	0.400	1.894	1.144	0.750	0.750	4.500	0.827	0.750	3.0
C2R-RSA12-LF20DB	F	0.790	2.284	1.534	0.750	0.750	5.000	0.827	0.750	3.3

R = Right hand. L = Left hand



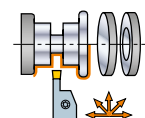
CoroCut® 2, shank tool for parting and grooving

Screw clamp design



Imperial (inch)

Ordering code	SSC	CDX [inch]	OHX [inch]	OHN [inch]	B [inch]	H [inch]	Lf [inch]	WF [inch]	HF [inch]	TQ [ft]
C2R-RSA12-LG10DB	G	0.400	1.953	1.203	0.750	0.750	4.500	0.827	0.750	3.0
C2R-RSA12-LG20DB	G	0.790	2.343	1.593	0.750	0.750	5.000	0.827	0.750	3.3
C2R-RSA12-LH13DB	H	0.512	2.156	1.406	0.750	0.750	5.000	0.827	0.750	3.3
C2R-RSA12-LH25DB	H	0.980	2.624	1.874	0.750	0.750	5.000	0.827	0.750	4.1
C2R-RSA12-RD08DB	D	0.320	1.810	1.060	0.750	0.750	5.000	0.825	0.750	2.6
C2R-RSA12-RD15DB	D	0.590	2.080	1.330	0.750	0.750	5.000	0.827	0.750	3.0
C2R-RSA12-RE08DB	E	0.320	1.814	1.064	0.750	0.750	4.500	0.827	0.750	3.0
C2R-RSA12-RE15DB	E	0.590	2.084	1.334	0.750	0.750	5.000	0.827	0.750	3.3
C2R-RSA12-RF10DB	F	0.400	1.894	1.144	0.750	0.750	4.500	0.827	0.750	3.0
C2R-RSA12-RF20DB	F	0.790	2.284	1.534	0.750	0.750	5.000	0.827	0.750	3.3
C2R-RSA12-RG10DB	G	0.400	1.953	1.203	0.750	0.750	4.500	0.827	0.750	3.0
C2R-RSA12-RG20DB	G	0.790	2.343	1.593	0.750	0.750	5.000	0.827	0.750	3.3
C2R-RSA12-RH13DB	H	0.512	2.156	1.406	0.750	0.750	5.000	0.827	0.750	3.3
C2R-RSA12-RH25DB	H	0.980	2.624	1.874	0.750	0.750	5.000	0.827	0.750	4.1
C2R-RSA16-LD08DB	D	0.320	2.060	1.060	1.000	1.000	5.000	1.028	1.000	2.6
C2R-RSA16-LD15DB	D	0.590	2.330	1.330	1.000	1.000	6.000	1.028	1.000	3.0
C2R-RSA16-LE08DB	E	0.320	2.064	1.064	1.000	1.000	5.000	1.024	1.000	3.0
C2R-RSA16-LE15DB	E	0.590	2.334	1.334	1.000	1.000	6.000	1.024	1.000	3.3
C2R-RSA16-LF10DB	F	0.400	2.144	1.144	1.000	1.000	5.000	1.024	1.000	3.0
C2R-RSA16-LF20DB	F	0.790	2.534	1.534	1.000	1.000	6.000	1.024	1.000	3.3
C2R-RSA16-LG10DB	G	0.400	2.203	1.203	1.000	1.000	5.000	1.024	1.000	3.0
C2R-RSA16-LG20DB	G	0.790	2.593	1.593	1.000	1.000	6.000	1.024	1.000	3.3
C2R-RSA16-LH13DB	H	0.512	2.406	1.406	1.000	1.000	5.000	1.024	1.000	3.3
C2R-RSA16-LH25DB	H	0.980	2.874	1.874	1.000	1.000	6.000	1.024	1.000	4.1
C2R-RSA16-LJ13DB	J	0.512	2.406	1.406	1.000	1.000	5.000	1.024	1.000	3.3
C2R-RSA16-LJ32DB	J	1.260	3.154	2.154	1.000	1.000	6.000	1.024	1.000	4.1

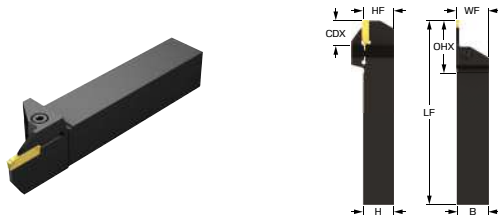


R = Right hand, L = Left hand



CoroCut® 2, shank tool for parting and grooving

Screw clamp design



Imperial (inch)

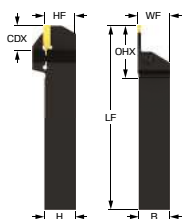
Ordering code	SSC	CDX [inch]	OHX [inch]	OHN [inch]	B [inch]	H [inch]	LF [inch]	WF [inch]	HF [inch]	TQ [ft]
C2R-RSA16-LK16DB	K	0.630	2.524	1.524	1.000	1.000	5.000	1.024	1.000	3.3
C2R-RSA16-LK32DB	K	1.260	3.154	2.154	1.000	1.000	6.000	1.024	1.000	4.1
C2R-RSA16-LL16DB	L	0.630	2.509	1.509	1.000	1.000	6.000	1.033	1.000	4.8
C2R-RSA16-LL25DB	L	1.000	2.879	1.879	1.000	1.000	6.000	1.033	1.000	4.8
C2R-RSA16-RD08DB	D	0.320	2.060	1.060	1.000	1.000	5.000	1.028	1.000	2.6
C2R-RSA16-RD15DB	D	0.590	2.330	1.330	1.000	1.000	6.000	1.028	1.000	3.0
C2R-RSA16-RE08DB	E	0.320	2.064	1.064	1.000	1.000	5.000	1.024	1.000	3.0
C2R-RSA16-RE15DB	E	0.590	2.334	1.334	1.000	1.000	6.000	1.024	1.000	3.3
C2R-RSA16-RF10DB	F	0.400	2.144	1.144	1.000	1.000	5.000	1.024	1.000	3.0
C2R-RSA16-RF20DB	F	0.790	2.534	1.534	1.000	1.000	6.000	1.024	1.000	3.3
C2R-RSA16-RG10DB	G	0.400	2.203	1.203	1.000	1.000	5.000	1.024	1.000	3.0
C2R-RSA16-RG20DB	G	0.790	2.593	1.593	1.000	1.000	6.000	1.024	1.000	3.3
C2R-RSA16-RH13DB	H	0.512	2.406	1.406	1.000	1.000	5.000	1.024	1.000	3.3
C2R-RSA16-RH25DB	H	0.980	2.874	1.874	1.000	1.000	6.000	1.024	1.000	4.1
C2R-RSA16-RJ13DB	J	0.512	2.406	1.406	1.000	1.000	5.000	1.024	1.000	3.3
C2R-RSA16-RJ32DB	J	1.260	3.154	2.154	1.000	1.000	6.000	1.024	1.000	4.1
C2R-RSA16-RK16DB	K	0.630	2.524	1.524	1.000	1.000	5.000	1.024	1.000	3.3
C2R-RSA16-RK32DB	K	1.260	3.154	2.154	1.000	1.000	6.000	1.024	1.000	4.1
C2R-RSA16-RL16DB	L	0.630	2.509	1.509	1.000	1.000	6.000	1.033	1.000	4.8
C2R-RSA16-RL25DB	L	1.000	2.879	1.879	1.000	1.000	6.000	1.033	1.000	4.8
C2R-RSA20-LF10DB	F	0.400	2.394	1.144	1.250	1.250	6.000	1.299	1.250	3.0
C2R-RSA20-LF20DB	F	0.790	2.784	1.534	1.250	1.250	6.000	1.299	1.250	3.3
C2R-RSA20-LG10DB	G	0.400	2.453	1.203	1.250	1.250	6.000	1.299	1.250	3.0
C2R-RSA20-LG20DB	G	0.790	2.843	1.593	1.250	1.250	6.000	1.299	1.250	3.3
C2R-RSA20-LH13DB	H	0.512	2.656	1.406	1.250	1.250	6.000	1.299	1.250	3.3
C2R-RSA20-LH25DB	H	0.980	3.124	1.874	1.250	1.250	6.000	1.299	1.250	4.1

R = Right hand. L = Left hand



CoroCut® 2, shank tool for parting and grooving

Screw clamp design



Imperial (inch)

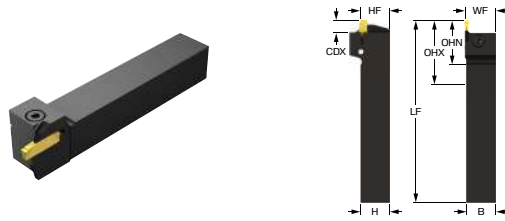
Ordering code	SSC	CDX [inch]	OHX [inch]	OHN [inch]	B [inch]	H [inch]	Lf [inch]	WF [inch]	HF [inch]	TQ [ft]
C2R-RSA20-LJ13DB	J	0.512	2.656	1.406	1.250	1.250	6.000	1.299	1.250	3.3
C2R-RSA20-LJ32DB	J	1.260	3.404	2.154	1.250	1.250	6.000	1.299	1.250	4.1
C2R-RSA20-LK16DB	K	0.630	2.774	1.524	1.250	1.250	6.000	1.299	1.250	3.3
C2R-RSA20-LK32DB	K	1.260	3.404	2.154	1.250	1.250	6.000	1.299	1.250	4.1
C2R-RSA20-LL25DB	L	1.000	3.129	1.879	1.250	1.250	6.000	1.300	1.250	4.8
C2R-RSA20-LL35DB	L	1.380	3.509	2.259	1.250	1.250	7.000	1.300	1.250	4.8
C2R-RSA20-RF10DB	F	0.400	2.394	1.144	1.250	1.250	6.000	1.299	1.250	3.0
C2R-RSA20-RF20DB	F	0.790	2.784	1.534	1.250	1.250	6.000	1.299	1.250	3.3
C2R-RSA20-RG10DB	G	0.400	2.453	1.203	1.250	1.250	6.000	1.299	1.250	3.0
C2R-RSA20-RG20DB	G	0.790	2.843	1.593	1.250	1.250	6.000	1.299	1.250	3.3
C2R-RSA20-RH13DB	H	0.512	2.656	1.406	1.250	1.250	6.000	1.299	1.250	3.3
C2R-RSA20-RH25DB	H	0.980	3.124	1.874	1.250	1.250	6.000	1.299	1.250	4.1
C2R-RSA20-RJ13DB	J	0.512	2.656	1.406	1.250	1.250	6.000	1.299	1.250	3.3
C2R-RSA20-RJ32DB	J	1.260	3.404	2.154	1.250	1.250	6.000	1.299	1.250	4.1
C2R-RSA20-RK16DB	K	0.630	2.774	1.524	1.250	1.250	6.000	1.299	1.250	3.3
C2R-RSA20-RK32DB	K	1.260	3.404	2.154	1.250	1.250	6.000	1.299	1.250	4.1
C2R-RSA20-RL25DB	L	1.000	3.129	1.879	1.250	1.250	6.000	1.300	1.250	4.8
C2R-RSA20-RL35DB	L	1.380	3.509	2.259	1.250	1.250	7.000	1.300	1.250	4.8
C2R-RSA24-LJ32DB	J	1.260	3.654	2.154	1.500	1.500	8.000	1.614	1.500	4.1
C2R-RSA24-LL35DB	L	1.380	3.759	2.259	1.500	1.500	8.000	1.614	1.500	4.8
C2R-RSA24-RJ32DB	J	1.260	3.654	2.154	1.500	1.500	8.000	1.614	1.500	4.1
C2R-RSA24-RL35DB	L	1.380	3.759	2.259	1.500	1.500	8.000	1.614	1.500	4.8

R = Right hand, L = Left hand



CoroCut® 2, shank tool for parting and grooving

Screw clamp design



Metric (mm)

	Ordering code	SSC	CDX [mm]	OHH [mm]	OHX [mm]	B [mm]	H [mm]	LF [mm]	WF [mm]	HF [mm]	TQ [Nm]
	C2R-RS16-LG07DC	G	7.0	43.4	27.4	16.00	16.00	125.00	17.00	16.0	4.0
	C2R-RS16-RG07DC	G	7.0	43.4	27.4	16.00	16.00	125.00	17.00	16.0	4.0
	C2R-RS20-LG07DC	G	7.0	47.4	27.4	20.00	20.00	125.00	21.00	20.0	4.0
	C2R-RS20-LK08DC	K	8.0	50.7	30.7	20.00	20.00	125.00	21.00	20.0	4.5
	C2R-RS20-RG07DC	G	7.0	47.4	27.4	20.00	20.00	125.00	21.00	20.0	4.0
	C2R-RS20-RK08DC	K	8.0	50.7	30.7	20.00	20.00	125.00	21.00	20.0	4.5
	C2R-RS25-LG07DC	G	7.0	52.4	27.4	25.00	25.00	150.00	26.00	25.0	4.0
	C2R-RS25-LK08DC	K	8.0	55.7	30.7	25.00	25.00	150.00	26.00	25.0	4.5
	C2R-RS25-RG07DC	G	7.0	52.4	27.4	25.00	25.00	150.00	26.00	25.0	4.0
	C2R-RS25-RK08DC	K	8.0	55.7	30.7	25.00	25.00	150.00	26.00	25.0	4.5

R = Right hand, L = Left hand

Imperial (inch)

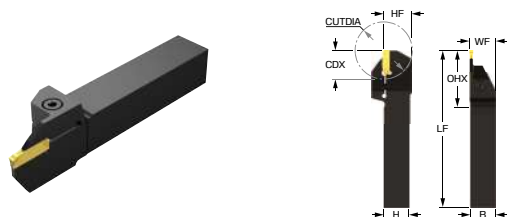
	Ordering code	SSC	CDX [inch]	OHH [inch]	OHX [inch]	B [inch]	H [inch]	LF [inch]	WF [inch]	HF [inch]	TQ [ft]
	C2R-RSA10-RG07DC	G	0.280	1.708	1.083	0.625	0.625	5.000	0.669	0.625	3.0
	C2R-RSA12-LG07DC	G	0.280	1.833	1.083	0.750	0.750	5.000	0.787	0.750	3.0
	C2R-RSA12-LK08DC	K	0.320	1.964	1.214	0.750	0.750	5.000	0.787	0.750	3.3
	C2R-RSA12-RG07DC	G	0.280	1.833	1.083	0.750	0.750	5.000	0.787	0.750	3.0
	C2R-RSA12-RK08DC	K	0.320	1.964	1.214	0.750	0.750	5.000	0.787	0.750	3.3
	C2R-RSA16-LG07DC	G	0.280	2.083	1.083	1.000	1.000	6.000	1.024	1.000	3.0
	C2R-RSA16-LK08DC	K	0.320	2.214	1.214	1.000	1.000	6.000	1.024	1.000	3.3
	C2R-RSA16-RG07DC	G	0.280	2.083	1.083	1.000	1.000	6.000	1.024	1.000	3.0
	C2R-RSA16-RK08DC	K	0.320	2.214	1.214	1.000	1.000	6.000	1.024	1.000	3.3

R = Right hand, L = Left hand



CoroCut® 2, shank tool for parting and grooving

Screw clamp design



Metric (mm)

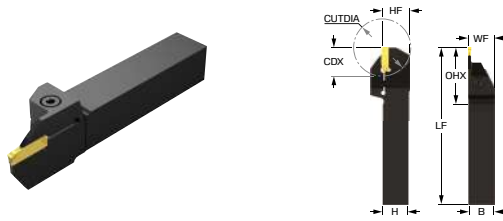
Ordering code	SSC	CDX [mm]	OHX [mm]	OHN [mm]	B [mm]	H [mm]	LF [mm]	WF [mm]	HF [mm]	CUTDIA [mm]	TQ [Nm]
C2R-RS20-LE17DD	E	17.0	55.9	35.9	20.00	20.00	125.00	20.50	20.0	42	4.5
C2R-RS20-LF17DD	F	17.0	55.9	35.9	20.00	20.00	125.00	20.50	20.0	42	4.5
C2R-RS20-LG22DD	G	22.0	62.4	42.4	20.00	20.00	125.00	20.60	20.0	44	4.5
C2R-RS20-LH22DD	H	22.0	64.7	44.7	20.00	20.00	125.00	21.00	20.0	53	4.5
C2R-RS20-RE17DD	E	17.0	55.9	35.9	20.00	20.00	125.00	20.50	20.0	42	4.5
C2R-RS20-RF17DD	F	17.0	55.9	35.9	20.00	20.00	125.00	20.50	20.0	42	4.5
C2R-RS20-RG22DD	G	22.0	62.4	42.4	20.00	20.00	125.00	20.60	20.0	44	4.5
C2R-RS20-RH22DD	H	22.0	64.7	44.7	20.00	20.00	125.00	21.00	20.0	53	4.5
C2R-RS25-LF17DD	F	17.0	60.9	35.9	25.00	25.00	150.00	26.00	25.0	42	4.5
C2R-RS25-LG22DD	G	22.0	67.4	42.4	25.00	25.00	150.00	25.60	25.0	44	4.5
C2R-RS25-LH22DD	H	22.0	69.7	44.7	25.00	25.00	150.00	26.00	25.0	53	4.5
C2R-RS25-RF17DD	F	17.0	60.9	35.9	25.00	25.00	150.00	25.50	25.0	42	4.5
C2R-RS25-RG22DD	G	22.0	67.4	42.4	25.00	25.00	150.00	25.60	25.0	44	4.5
C2R-RS25-RH22DD	H	22.0	69.7	44.7	25.00	25.00	150.00	26.00	25.0	53	4.5

R = Right hand, L = Left hand



CoroCut® 2, shank tool for parting and grooving

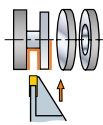
Screw clamp design



Imperial (inch)

Ordering code	SSC	CDX [inch]	OHX [inch]	OHN [inch]	B [inch]	H [inch]	LF [inch]	WF [inch]	HF [inch]	CUTDIA [inch]	TQ [ft]
C2R-RSA12-LE17DD	E	0.670	2.164	1.414	0.750	0.750	5.000	0.770	0.750	2	3.3
C2R-RSA12-LF17DD	F	0.670	2.164	1.414	0.750	0.750	5.000	0.770	0.750	2	3.3
C2R-RSA12-LG22DD	G	0.866	2.419	1.669	0.750	0.750	5.000	0.774	0.750	2	3.3
C2R-RSA12-LH22DD	H	0.870	2.514	1.764	0.750	0.750	5.000	0.774	0.750	2	3.3
C2R-RSA12-RE17DD	E	0.670	2.164	1.414	0.750	0.750	5.000	0.770	0.750	2	3.3
C2R-RSA12-RF17DD	F	0.670	2.164	1.414	0.750	0.750	5.000	0.770	0.750	2	3.3
C2R-RSA12-RG22DD	G	0.866	2.419	1.669	0.750	0.750	5.000	0.774	0.750	2	3.3
C2R-RSA12-RH22DD	H	0.870	2.514	1.764	0.750	0.750	5.000	0.774	0.750	2	3.3
C2R-RSA16-LF17DD	F	0.670	2.414	1.414	1.000	1.000	5.000	1.020	1.000	2	3.3
C2R-RSA16-LG22DD	G	0.866	2.669	1.669	1.000	1.000	5.000	1.024	1.000	2	3.3
C2R-RSA16-LH22DD	H	0.870	2.764	1.764	1.000	1.000	5.000	1.024	1.000	2	3.3
C2R-RSA16-RF17DD	F	0.670	2.414	1.414	1.000	1.000	5.000	1.020	1.000	2	3.3
C2R-RSA16-RG22DD	G	0.866	2.669	1.669	1.000	1.000	5.000	1.024	1.000	2	3.3
C2R-RSA16-RH22DD	H	0.870	2.764	1.764	1.000	1.000	5.000	1.024	1.000	2	3.3

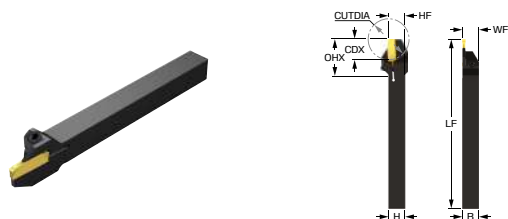
R = Right hand, L = Left hand





CoroCut® 2, shank tool for parting and grooving

Screw clamp design



Metric (mm)

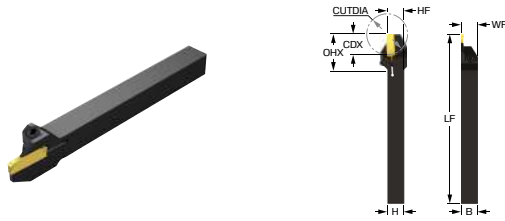
Ordering code	SSC	CDX [mm]	OHX [mm]	OHN [mm]	B [mm]	H [mm]	LF [mm]	WF [mm]	HF [mm]	CUTDIA [mm]	TQ [Nm]
C2R-RS10-LD10DS	D	10.0	33.2	23.2	10.00	10.00	125.00	10.00	10.1	20	2.5
C2R-RS10-LE10DS	E	10.0	33.2	23.2	10.00	10.00	125.00	10.00	10.1	20	2.5
C2R-RS10-LF10DS	F	10.0	33.2	23.2	10.00	10.00	125.00	10.00	10.1	20	2.5
C2R-RS10-RD10DS	D	10.0	33.2	23.2	10.00	10.00	125.00	10.00	10.1	20	2.5
C2R-RS10-RE10DS	E	10.0	33.2	23.2	10.00	10.00	125.00	10.00	10.1	20	2.5
C2R-RS10-RF10DS	F	10.0	33.2	23.2	10.00	10.00	125.00	10.00	10.1	20	2.5
C2R-RS12-LD11DS	D	11.0	36.2	24.2	12.00	12.00	125.00	12.00	12.1	22	2.5
C2R-RS12-LE11DS	E	11.0	36.2	24.2	12.00	12.00	125.00	12.00	12.1	22	2.5
C2R-RS12-LF15DS	F	15.0	40.2	28.2	12.00	12.00	125.00	12.00	12.1	30	2.5
C2R-RS12-RD11DS	D	11.0	36.2	24.2	12.00	12.00	125.00	12.00	12.1	22	2.5
C2R-RS12-RE11DS	E	11.0	36.2	24.2	12.00	12.00	125.00	12.00	12.1	22	2.5
C2R-RS12-RF15DS	F	15.0	40.2	28.2	12.00	12.00	125.00	12.00	12.1	30	2.5
C2R-RS16-LD08DS	D	8.0	37.2	21.2	16.00	16.00	125.00	16.00	16.0	16	2.5
C2R-RS16-LD17DS	D	17.0	46.2	30.2	16.00	16.00	125.00	16.00	16.0	34	2.5
C2R-RS16-LE11DS	E	11.0	40.2	24.2	16.00	16.00	125.00	16.00	16.0	22	2.5
C2R-RS16-LE17DS	E	17.0	46.2	30.2	16.00	16.00	125.00	16.00	16.0	34	2.5
C2R-RS16-LF17DS	F	17.0	46.2	30.2	16.00	16.00	125.00	16.00	16.0	34	2.5
C2R-RS16-LG17DS	G	17.0	46.2	30.2	16.00	16.00	125.00	16.00	16.0	34	2.5
C2R-RS16-RD08DS	D	8.0	37.2	21.2	16.00	16.00	125.00	16.00	16.0	16	2.5
C2R-RS16-RD17DS	D	17.0	46.2	30.2	16.00	16.00	125.00	16.00	16.0	34	2.5
C2R-RS16-RE11DS	E	11.0	40.2	24.2	16.00	16.00	125.00	16.00	16.0	22	2.5
C2R-RS16-RE17DS	E	17.0	46.2	30.2	16.00	16.00	125.00	16.00	16.0	34	2.5
C2R-RS16-RF17DS	F	17.0	46.2	30.2	16.00	16.00	125.00	16.00	16.0	34	2.5
C2R-RS16-RG17DS	G	17.0	46.2	30.2	16.00	16.00	125.00	16.00	16.0	34	2.5

R = Right hand, L = Left hand



CoroCut® 2, shank tool for parting and grooving

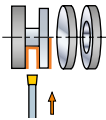
Screw clamp design



Imperial (inch)

Ordering code	SSC	CDX [inch]	OHX [inch]	OHN [inch]	B [inch]	H [inch]	LF [inch]	WF [inch]	HF [inch]	CUTDIA [inch]	TQ [ft]
C2R-RSA06-LD10DS	D	0.390	1.285	0.910	0.375	0.375	4.921	0.375	0.377	1	1.8
C2R-RSA06-LE10DS	E	0.390	1.285	0.910	0.375	0.375	4.921	0.375	0.377	1	1.8
C2R-RSA06-LF10DS	F	0.390	1.285	0.910	0.375	0.375	4.921	0.375	0.377	1	1.8
C2R-RSA06-RD10DS	D	0.390	1.285	0.910	0.375	0.375	4.921	0.375	0.377	1	1.8
C2R-RSA06-RE10DS	E	0.390	1.285	0.910	0.375	0.375	4.921	0.375	0.377	1	1.8
C2R-RSA06-RF10DS	F	0.390	1.285	0.910	0.375	0.375	4.921	0.375	0.377	1	1.8
C2R-RSA08-LD11DS	D	0.430	1.450	0.950	0.500	0.500	4.921	0.500	0.502	1	1.8
C2R-RSA08-LE11DS	E	0.430	1.450	0.950	0.500	0.500	4.921	0.500	0.502	1	1.8
C2R-RSA08-LF15DS	F	0.590	1.610	1.110	0.500	0.500	4.921	0.500	0.502	1	1.8
C2R-RSA08-RD11DS	D	0.430	1.450	0.950	0.500	0.500	4.921	0.500	0.502	1	1.8
C2R-RSA08-RE11DS	E	0.430	1.450	0.950	0.500	0.500	4.921	0.500	0.502	1	1.8
C2R-RSA08-RF15DS	F	0.590	1.610	1.110	0.500	0.500	4.921	0.500	0.502	1	1.8
C2R-RSA10-LD08DS	D	0.320	1.465	0.840	0.625	0.625	4.921	0.625	0.627	1	1.8
C2R-RSA10-LD17DS	D	0.670	1.815	1.190	0.625	0.625	4.921	0.625	0.627	1	1.8
C2R-RSA10-LE11DS	E	0.430	1.575	0.950	0.625	0.625	4.921	0.625	0.627	1	1.8
C2R-RSA10-LE17DS	E	0.670	1.815	1.190	0.625	0.625	4.921	0.625	0.627	1	1.8
C2R-RSA10-LF17DS	F	0.670	1.815	1.190	0.625	0.625	4.921	0.625	0.627	1	1.8
C2R-RSA10-LG17DS	G	0.670	1.815	1.190	0.625	0.625	4.921	0.625	0.627	1	1.8
C2R-RSA10-RD08DS	D	0.320	1.465	0.840	0.625	0.625	4.921	0.625	0.627	1	1.8
C2R-RSA10-RD17DS	D	0.670	1.815	1.190	0.625	0.625	4.921	0.625	0.627	1	1.8
C2R-RSA10-RE11DS	E	0.430	1.575	0.950	0.625	0.625	4.921	0.625	0.627	1	1.8
C2R-RSA10-RE17DS	E	0.670	1.815	1.190	0.625	0.625	4.921	0.625	0.627	1	1.8
C2R-RSA10-RF17DS	F	0.670	1.815	1.190	0.625	0.625	4.921	0.625	0.627	1	1.8
C2R-RSA10-RG17DS	G	0.670	1.815	1.190	0.625	0.625	4.921	0.625	0.627	1	1.8

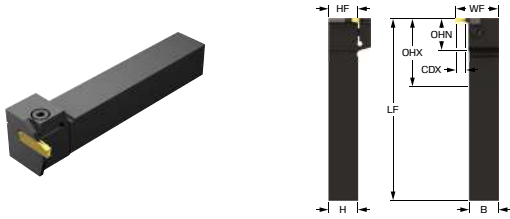
R = Right hand, L = Left hand





CoroCut® 2, shank tool for shallow grooving

Screw clamp design



Metric (mm)

Ordering code	SSC	CDX [mm]	OHX [mm]	OHN [mm]	B [mm]	H [mm]	LF [mm]	WF [mm]	HF [mm]	TQ [Nm]
C2A-RS16-RGG07B-DC	G	7.0	39.6	23.6	16.00	16.00	125.00	25.00	16.0	4.0
C2A-RS20-RGG07B-DC	G	7.0	43.6	23.6	20.00	20.00	125.00	29.00	20.0	4.0
C2A-RS20-RGK08B-DC	K	8.0	49.6	29.6	20.00	20.00	125.00	30.00	20.0	4.5
C2A-RS25-RGG07B-DC	G	7.0	48.6	23.6	25.00	25.00	150.00	34.00	25.0	4.0
C2A-RS25-RGK08B-DC	K	8.0	54.6	29.6	25.00	25.00	150.00	35.00	25.0	4.5

R = Right hand, L = Left hand

Imperial (inch)

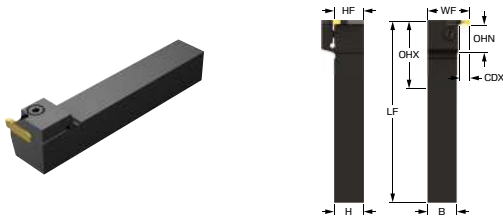
Ordering code	SSC	CDX [inch]	OHX [inch]	OHN [inch]	B [inch]	H [inch]	LF [inch]	WF [inch]	HF [inch]	TQ [ft]
C2A-RSA10-RGG07B-DC	G	0.276	1.554	0.929	0.625	0.625	5.000	0.980	0.625	3.0
C2A-RSA12-RGG07B-DC	G	0.276	1.679	0.929	0.750	0.750	5.000	1.105	0.750	3.0
C2A-RSA12-RGK08B-DC	K	0.315	1.915	1.165	0.750	0.750	5.000	1.144	0.750	3.3
C2A-RSA16-RGG07B-DC	G	0.276	1.929	0.929	1.000	1.000	6.000	1.355	1.000	3.0
C2A-RSA16-RGK08B-DC	K	0.315	2.165	1.165	1.000	1.000	6.000	1.394	1.000	3.3

R = Right hand, L = Left hand



CoroCut® 2, shank tool for shallow grooving

Screw clamp design



Metric (mm)

Ordering code	SSC	CDX [mm]	OHX [mm]	OHN [mm]	B [mm]	H [mm]	LF [mm]	WF [mm]	HF [mm]	TQ [Nm]
C2A-RS16-LGG07B-DC	G	7.0	39.6	23.6	16.00	16.00	125.00	25.00	16.0	4.0
C2A-RS20-LGG07B-DC	G	7.0	43.6	23.6	20.00	20.00	125.00	29.00	20.0	4.0
C2A-RS20-LGK08B-DC	K	8.0	49.6	29.6	20.00	20.00	125.00	30.00	20.0	4.5
C2A-RS25-LGG07B-DC	G	7.0	48.6	23.6	25.00	25.00	150.00	34.00	25.0	4.0
C2A-RS25-LGK08B-DC	K	8.0	54.6	29.6	25.00	25.00	150.00	35.00	25.0	4.5

R = Right hand, L = Left hand

Imperial (inch)

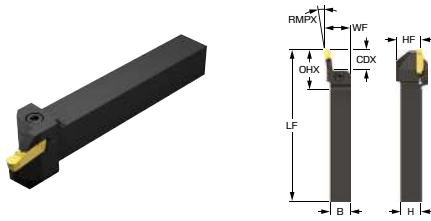
Ordering code	SSC	CDX [inch]	OHX [inch]	OHN [inch]	B [inch]	H [inch]	LF [inch]	WF [inch]	HF [inch]	TQ [ft]
C2A-RSA10-LGG07B-DC	G	0.276	1.554	0.929	0.625	0.625	5.000	0.980	0.625	3.0
C2A-RSA12-LGG07B-DC	G	0.276	1.679	0.929	0.750	0.750	5.000	1.105	0.750	3.0
C2A-RSA12-LGK08B-DC	K	0.315	1.915	1.165	0.750	0.750	5.000	1.144	0.750	3.3
C2A-RSA16-LGG07B-DC	G	0.276	1.929	0.929	1.000	1.000	6.000	1.355	1.000	3.0
C2A-RSA16-LGK08B-DC	K	0.315	2.165	1.165	1.000	1.000	6.000	1.394	1.000	3.3

R = Right hand, L = Left hand



CoroCut® 2, shank tool for profiling

Screw clamp design



Metric (mm)

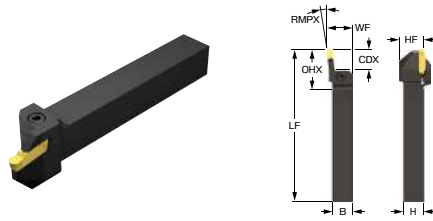
	Ordering code	SSC	CDX [mm]	RMPX [deg]	OHX [mm]	OHN [mm]	B [mm]	H [mm]	LF [mm]	WF [mm]	HF [mm]
	C2T-RS25-LX70J16DB	J	16.0	70.00	60.1	35.1	25.00	25.00	190.00	42.60	25.0
	C2T-RS25-RX70J16DB	J	16.0	70.00	60.1	35.1	25.00	25.00	190.00	42.60	25.0
	C2T-RS32-LX70J16DB	J	16.0	70.00	67.1	35.1	32.00	32.00	190.00	49.60	32.0
	C2T-RS32-RX70J16DB	J	16.0	70.00	67.1	35.1	32.00	32.00	190.00	49.60	32.0
	C2T-RS20-LX45G04DB	G	4.0	45.00	54.3	34.3	20.00	20.00	150.00	25.60	20.0
	C2T-RS20-LX45J05DB	J	5.0	45.00	60.9	40.9	20.00	20.00	150.00	26.60	20.0
	C2T-RS20-RX45G04DB	G	4.0	45.00	54.3	34.3	20.00	20.00	150.00	25.60	20.0
	C2T-RS20-RX45J05DB	J	5.0	45.00	60.9	40.9	20.00	20.00	150.00	26.60	20.0
	C2T-RS25-LX45G04DB	G	4.0	45.00	59.3	34.3	25.00	25.00	150.00	30.60	25.0
	C2T-RS25-LX45J05DB	J	5.0	45.00	65.9	40.9	25.00	25.00	150.00	31.60	25.0
	C2T-RS25-RX45G04DB	G	4.0	45.00	59.3	34.3	25.00	25.00	150.00	30.60	25.0
	C2T-RS25-RX45J05DB	J	5.0	45.00	65.9	40.9	25.00	25.00	150.00	31.60	25.0
	C2T-RS25-LX07L25DB	L	25.0	83.00	73.3	48.3	25.00	25.00	190.00	32.00	25.0
	C2T-RS25-RX07L25DB	L	25.0	83.00	73.3	48.3	25.00	25.00	190.00	32.00	25.0
	C2T-RS32-LX07L25DB	L	25.0	83.00	80.3	48.3	32.00	32.00	190.00	40.00	32.0
	C2T-RS32-RX07L25DB	L	25.0	83.00	80.3	48.3	32.00	32.00	190.00	40.00	32.0

R = Right hand, L = Left hand



CoroCut® 2, shank tool for profiling

Screw clamp design



Imperial (inch)

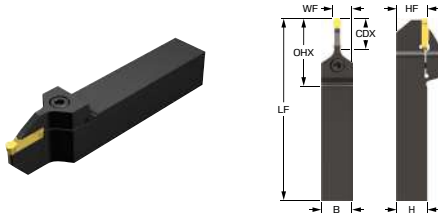
	Ordering code	SSC	CDX [inch]	RMPX [deg]	OHX [inch]	OHN [inch]	B [inch]	H [inch]	LF [inch]	WF [inch]	HF [inch]
	C2T-RSA16-LX70J062DB	J	0.620	70.00	2.381	1.381	1.000	1.000	7.500	1.683	1.000
	C2T-RSA16-RX70J062DB	J	0.620	70.00	2.381	1.381	1.000	1.000	7.500	1.683	1.000
	C2T-RSA20-LX70J062DB	J	0.620	70.00	2.631	1.381	1.250	1.250	7.500	1.933	1.250
	C2T-RSA20-RX70J062DB	J	0.620	70.00	2.631	1.381	1.250	1.250	7.500	1.933	1.250
	C2T-RSA12-LX45J020DB	J	0.200	45.00	2.362	1.612	0.750	0.750	6.000	1.013	0.750
	C2T-RSA12-RX45G016DB	G	0.160	45.00	2.099	1.349	0.750	0.750	6.000	0.973	0.750
	C2T-RSA12-RX45J020DB	J	0.200	45.00	2.362	1.612	0.750	0.750	6.000	1.013	0.750
	C2T-RSA16-LX45G016DB	G	0.160	45.00	2.349	1.349	1.000	1.000	6.000	1.223	1.000
	C2T-RSA16-LX45J020DB	J	0.200	45.00	2.612	1.612	1.000	1.000	6.000	1.263	1.000
	C2T-RSA16-RX45G016DB	G	0.160	45.00	2.349	1.349	1.000	1.000	6.000	1.223	1.000
	C2T-RSA16-RX45J020DB	J	0.200	45.00	2.612	1.612	1.000	1.000	6.000	1.263	1.000
	C2T-RSA20-LX45J020DB	J	0.200	45.00	2.862	1.612	1.250	1.250	6.000	1.513	1.250
	C2T-RSA20-RX45J020DB	J	0.200	45.00	2.862	1.612	1.250	1.250	6.000	1.513	1.250

R = Right hand, L = Left hand



CoroCut® 2, shank tool for profiling

Screw clamp design



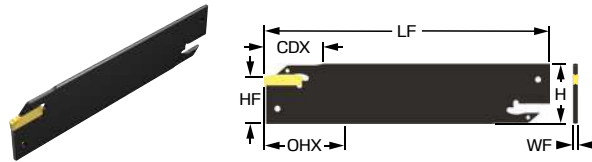
Metric (mm)

	Ordering code	SSC	CDX [mm]	RMPX [deg]	OHX [mm]	OHN [mm]	B [mm]	H [mm]	LF [mm]	WF [mm]	HF [mm]	TQ [Nm]
	C2T-RS20-N18GDB	G	18.0	90.00	63.8	43.8	20.00	20.00	150.00	12.00	20.0	4.5
	C2T-RS25-N18GDB	G	18.0	90.00	68.8	43.8	25.00	25.00	150.00	14.50	25.0	4.5
	C2T-RS25-N25JDB	J	25.0	90.00	78.1	53.1	25.00	25.00	150.00	15.50	25.0	5.5
	C2T-RS32-N25JDB	J	25.0	90.00	85.1	53.1	32.00	32.00	170.00	19.00	32.0	5.5

SSC = To correspond with SSC on insert

CoroCut® 2, blade for parting

Spring clamp design. Double ended parting blade



Metric (mm)

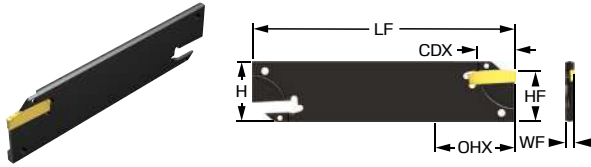
	Ordering code	SSC	CDX [mm]	OHX [mm]	OHN [mm]	H [mm]	LF [mm]	WF [mm]	HF [mm]
	C2R-BN21-NF20DA2	F	20.0	36.0	22.0	25.90	110.00	2.25	21.4
	C2R-BN21-NG20DA2	G	20.0	36.0	22.0	25.90	110.00	2.67	21.4
	C2R-BN25-NF20DA2	F	20.0	55.0	22.0	31.90	150.00	2.25	25.0
	C2R-BN25-NG20DA2	G	20.0	55.0	22.0	31.90	150.00	2.67	25.0
	C2R-BN25-NH25DA2	H	25.0	55.0	27.0	31.90	150.00	3.67	25.0

R = Right hand, L = Left hand



CoroCut® 2, blade for parting

Spring clamp design. Double ended blade with curved reinforcement



Metric (mm)

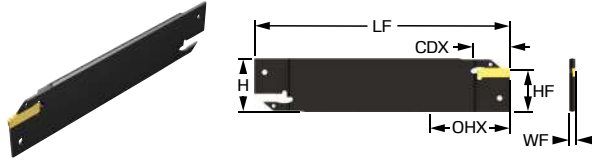
	Ordering code	SSC	CDX [mm]	OHX [mm]	OHN [mm]	H [mm]	LF [mm]	WF [mm]	HF [mm]	CUTDIA [mm]
	C2R-BN21-RE15DC2	E	15.0	36.0	17.0	25.90	110.00	1.75	21.4	30

R = Right hand. L = Left hand



CoroCut® 2, blade for parting

Spring clamp design. Double ended parting blade with linear reinforcement



Metric (mm)

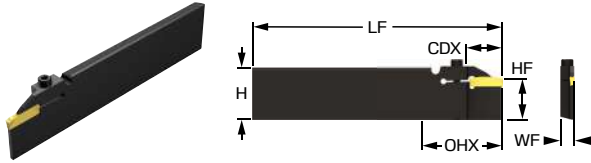
	Ordering code	SSC	CDX [mm]	OHX [mm]	OHN [mm]	H [mm]	LF [mm]	WF [mm]	HF [mm]
	C2R-BN25-RE20DE2	E	20.0	55.0	22.0	31.90	150.00	1.75	25.0

R = Right hand. L = Left hand



CoroCut® 2, blade for parting

Screw clamp design. Single ended parting blade with right hand coupling



Metric (mm)

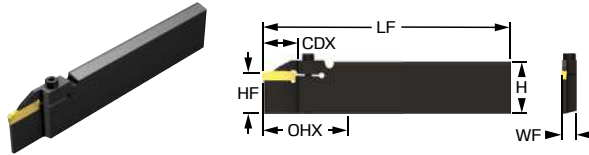
	Ordering code	SSC	CDX [mm]	OHX [mm]	OHN [mm]	H [mm]	LF [mm]	WF [mm]	HF [mm]	TQ [Nm]
	C2R-BL21-RE20DF1	E	20.0	36.0	22.0	25.90	110.00	8.25	21.4	4.0
	C2R-BL21-RF20DF1	F	20.0	36.0	22.0	25.90	110.00	8.25	21.4	4.0
	C2R-BL21-RG20DF1	G	20.0	36.0	22.0	25.90	110.00	8.32	21.4	4.0
	C2R-BL25-RE20DF1	E	20.0	55.0	22.0	31.90	150.00	8.25	25.0	4.0
	C2R-BL25-RF20DF1	F	20.0	55.0	22.0	31.90	150.00	8.25	25.0	4.0
	C2R-BL25-RG20DF1	G	20.0	55.0	22.0	31.90	150.00	8.32	25.0	4.0
	C2R-BL25-RH25DF1	H	25.0	55.0	27.0	31.90	150.00	8.32	25.0	5.0
	C2R-BL25-RJ25DF1	J	25.0	55.0	27.0	31.90	150.00	8.32	25.0	5.0
	C2R-BL25-RK25DF1	K	25.0	55.0	27.0	31.90	150.00	8.32	25.0	5.0

R = Right hand, L = Left hand



CoroCut® 2, blade for parting

Screw clamp design. Single sided parting blade with right hand coupling



Metric (mm)

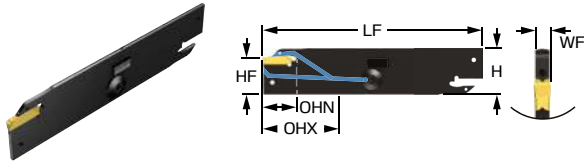
Ordering code	SSC	CDX [mm]	OHX [mm]	OHN [mm]	H [mm]	LF [mm]	WF [mm]	HF [mm]	TQ [Nm]
C2R-BR21-LE20DF1	E	20.0	36.0	22.0	25.90	110.00	8.25	21.4	4.0
C2R-BR21-LF20DF1	F	20.0	36.0	22.0	25.90	110.00	8.25	21.4	4.0
C2R-BR21-LG20DF1	G	20.0	36.0	22.0	25.90	110.00	8.32	21.4	4.0
C2R-BR25-LE20DF1	E	20.0	55.0	22.0	31.90	150.00	8.25	25.0	4.0
C2R-BR25-LF20DF1	F	20.0	55.0	22.0	31.90	150.00	8.25	25.0	4.0
C2R-BR25-LG20DF1	G	20.0	55.0	22.0	31.90	150.00	8.32	25.0	4.0
C2R-BR25-LH25DF1	H	25.0	55.0	27.0	31.90	150.00	8.32	25.0	5.0
C2R-BR25-LJ25DF1	J	25.0	55.0	27.0	31.90	150.00	8.32	25.0	5.0
C2R-BR25-LK25DF1	K	25.0	55.0	27.0	31.90	150.00	8.32	25.0	5.0

R = Right hand. L = Left hand



CoroCut® 2, blade for parting

Spring clamp design. Double sided parting blade. Precision coolant supply



Metric (mm)

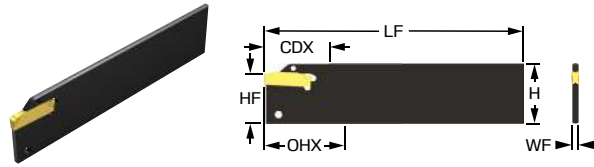
	Ordering code	SSC	CDX [mm]	OHX [mm]	OHN [mm]	H [mm]	LF [mm]	WF [mm]	HF [mm]	CP [bar]
	C2R-BN21-NG20CA2	G	20.0	36.0	22.0	25.90	110.00	2.67	21.4	70
	C2R-BN25-NG20CA2	G	20.0	55.0	22.0	31.90	150.00	2.67	25.0	70
	C2R-BN25-NH25CA2	H	20.0	55.0	27.0	31.90	150.00	3.67	25.0	70

R = Right hand. L = Left hand



CoroCut® 2, blade for parting

Spring clamp design. Single sided parting blade



Metric (mm)

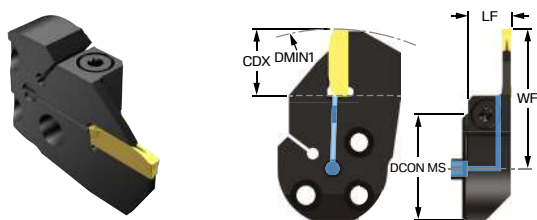
	Ordering code	SSC	CDX [mm]	OHX [mm]	OHN [mm]	H [mm]	LF [mm]	WF [mm]	HF [mm]
	C2R-BN21-NG20DA1	G	20.0	36.0	22.0	25.90	110.00	2.67	21.4
	C2R-BN25-NG20DA1	G	20.0	55.0	22.0	31.90	150.00	2.67	25.0

R = Right hand. L = Left hand



CoroCut® 2, cutting head for parting and grooving

Screw clamp design. CoroTurn® SL - internal coolant supply



Metric (mm)

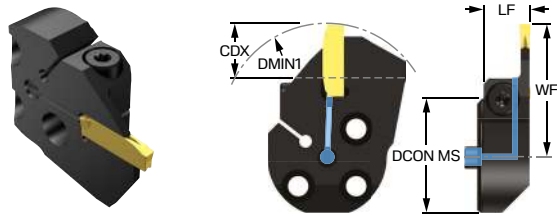
Ordering code	SSC	CDX [mm]	DMIN ₁ [mm]	OHX [mm]	DCON _{MS} [mm]	LF [mm]	WF [mm]	HF [mm]	CP [bar]	TQ [Nm]
C2R-SL25-LD12GB	D	12.0	139.0	14.0	25.00	14.00	30.85	0.1	150	2.0
C2R-SL25-LE15GB	E	15.0	128.0	14.0	25.00	14.00	33.85	0.1	150	2.0
C2R-SL25-LF15GB	F	15.0	133.0	14.0	25.00	14.00	33.85	0.1	150	2.0
C2R-SL25-LG18GB	G	18.0	137.0	14.0	25.00	14.00	37.60	0.1	150	3.0
C2R-SL25-RD12GB	D	12.0	139.0	14.0	25.00	14.00	30.85	0.1	150	2.0
C2R-SL25-RE15GB	E	15.0	128.0	14.0	25.00	14.00	33.85	0.1	150	2.0
C2R-SL25-RF15GB	F	15.0	133.0	14.0	25.00	14.00	33.85	0.1	150	2.0
C2R-SL25-RG18GB	G	18.0	137.0	14.0	25.00	14.00	37.60	0.1	150	3.0
C2R-SL32-LD12GB	D	12.0	139.0	14.0	32.00	14.00	34.35	0.1	150	2.0
C2R-SL32-LE15GB	E	15.0	128.0	14.0	32.00	14.00	37.35	0.1	150	2.0
C2R-SL32-LF15GB	F	15.0	133.0	14.0	32.00	14.00	37.35	0.1	150	2.0
C2R-SL32-LG18GB	G	18.0	137.0	14.0	32.00	14.00	41.10	0.1	150	3.0
C2R-SL32-LH23GB	H	23.0	92.0	18.0	32.00	18.00	46.10	0.1	150	3.0
C2R-SL32-LJ18GB	J	18.0	92.0	18.0	32.00	18.00	41.10	0.1	150	4.0
C2R-SL32-RD12GB	D	12.0	139.0	14.0	32.00	14.00	34.35	0.1	150	2.0
C2R-SL32-RE15GB	E	15.0	128.0	14.0	32.00	14.00	37.35	0.1	150	2.0
C2R-SL32-RF15GB	F	15.0	133.0	14.0	32.00	14.00	37.35	0.1	150	2.0
C2R-SL32-RG18GB	G	18.0	137.0	14.0	32.00	14.00	41.10	0.1	150	3.0
C2R-SL32-RH23GB	H	23.0	92.0	18.0	32.00	18.00	46.10	0.1	150	3.0
C2R-SL32-RJ18GB	J	18.0	92.0	18.0	32.00	18.00	41.10	0.1	150	4.0
C2R-SL40-LD12GB	D	12.0	139.0	14.0	40.00	14.00	38.00	0.1	150	2.0
C2R-SL40-LE15GB	E	15.0	128.0	14.0	40.00	14.00	40.00	0.1	150	2.0
C2R-SL40-LF15GB	F	15.0	133.0	14.0	40.00	14.00	40.00	0.1	150	2.0
C2R-SL40-LG18GB	G	18.0	137.0	14.0	40.00	14.00	45.10	0.1	150	3.0
C2R-SL40-LH23GB	H	23.0	92.0	18.0	40.00	18.00	50.10	0.1	150	3.0
C2R-SL40-LJ18GB	J	18.0	92.0	18.0	40.00	18.00	45.10	0.1	150	3.0
C2R-SL40-LK18GB	K	18.0	92.0	18.0	40.00	18.00	45.10	0.1	150	4.0
C2R-SL40-RD12GB	D	12.0	139.0	14.0	40.00	14.00	38.00	0.1	150	2.0
C2R-SL40-RE15GB	E	15.0	128.0	14.0	40.00	14.00	40.00	0.1	150	2.0
C2R-SL40-RF15GB	F	15.0	133.0	14.0	40.00	14.00	40.00	0.1	150	2.0
C2R-SL40-RG18GB	G	18.0	137.0	14.0	40.00	14.00	45.10	0.1	150	3.0
C2R-SL40-RH23GB	H	23.0	92.0	18.0	40.00	18.00	50.10	0.1	150	3.0
C2R-SL40-RJ18GB	J	18.0	92.0	18.0	40.00	18.00	45.10	0.1	150	3.0
C2R-SL40-RK18GB	K	18.0	92.0	18.0	40.00	18.00	45.10	0.1	150	4.0

R = Right hand, L = Left hand



CoroCut® 2, cutting head for parting and grooving

Screw clamp design. CoroTurn® SL - internal coolant supply



Metric (mm)

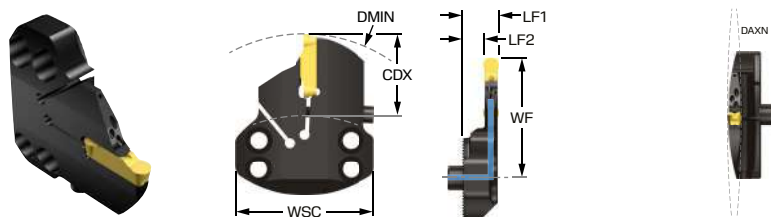
	Ordering code	SSC	CDX [mm]	DMIN ₁ [mm]	OHX [mm]	DCON _{MS} [mm]	LF [mm]	WF [mm]	HF [mm]	CP [bar]	TQ [Nm]
	C2R-SL25-LG13GC	G	13.0	137.0	14.0	25.00	14.00	32.60	0.1	150	3.0
	C2R-SL25-RG13GC	G	13.0	137.0	14.0	25.00	14.00	32.60	0.1	150	3.0
	C2R-SL32-LG13GC	G	13.0	137.0	14.0	32.00	14.00	36.10	0.1	150	2.5
	C2R-SL32-LJ18GC	J	18.0	83.0	18.0	32.00	18.00	41.10	0.1	150	3.0
	C2R-SL32-RG13GC	G	13.0	137.0	14.0	32.00	14.00	36.10	0.1	150	2.5
	C2R-SL32-RJ18GC	J	18.0	83.0	18.0	32.00	18.00	41.10	0.1	150	3.0
	C2R-SL40-LG12GC	G	12.0	137.0	14.0	40.00	14.00	39.10	0.1	150	2.0
	C2R-SL40-LK17GC	K	17.0	87.0	18.0	40.00	18.00	44.10	0.1	150	2.5
	C2R-SL40-RG12GC	G	12.0	137.0	14.0	40.00	14.00	39.10	0.1	150	2.0
	C2R-SL40-RK17GC	K	17.0	87.0	18.0	40.00	18.00	44.10	0.1	150	2.5

R = Right hand. L = Left hand



CoroCut® 2, cutting head for parting and grooving

Screw clamp design. CoroTurn® SL70 - precision coolant supply



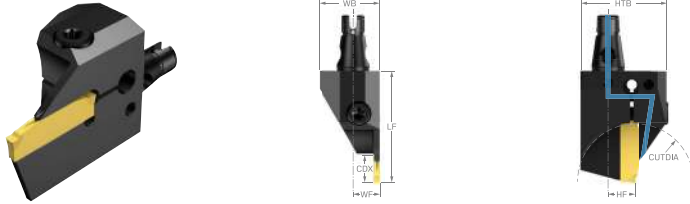
Metric (mm)

	Ordering code	SSC	CDX [mm]	DMIN ₁ [mm]	OHX [mm]	BD [mm]	LF [mm]	WF [mm]	WSC [mm]	CP [bar]	TQ [Nm]
	C2R-SL70-LG15AB	G	15.0	100.0	14.0	70.0	15.50	48.00	70.0	80	4.0
	C2R-SL70-LH30AB	H	30.0	100.0	14.0	70.0	16.00	56.00	70.0	80	4.5
	C2R-SL70-LK15AB	K	15.0	120.0	15.0	70.0	18.00	36.00	70.0	80	2.0
	C2R-SL70-LK30AB	K	30.0	120.0	14.0	70.0	17.00	55.00	70.0	80	4.5
	C2R-SL70-LK45AB	K	45.0	120.0	15.0	70.0	18.00	71.00	70.0	80	6.0
	C2R-SL70-LL35AB	L	35.0	90.0	14.0	70.0	18.00	61.00	70.0	80	6.5
	C2R-SL70-LL50AB	L	50.0	105.0	14.0	70.0	18.00	81.00	70.0	80	6.5
	C2R-SL70-RG15AB	G	15.0	100.0	14.0	70.0	15.50	48.00	70.0	80	4.0
	C2R-SL70-RH30AB	H	30.0	100.0	14.0	70.0	16.00	56.00	70.0	80	4.5
	C2R-SL70-RK15AB	K	15.0	120.0	15.0	70.0	18.00	36.00	70.0	80	2.0
	C2R-SL70-RK30AB	K	30.0	120.0	14.0	70.0	17.00	55.00	70.0	80	4.5
	C2R-SL70-RK45AB	K	45.0	120.0	15.0	70.0	18.00	71.00	70.0	80	6.0
	C2R-SL70-RL35AB	L	35.0	90.0	14.0	70.0	18.00	61.00	70.0	80	6.5
	C2R-SL70-RL50AB	L	50.0	105.0	14.0	70.0	18.00	81.00	70.0	80	6.5

R = Right hand, L = Left hand

CoroCut® 2, QS™ Micro cutting head for parting and grooving

Precision coolant supply



Metric (mm)

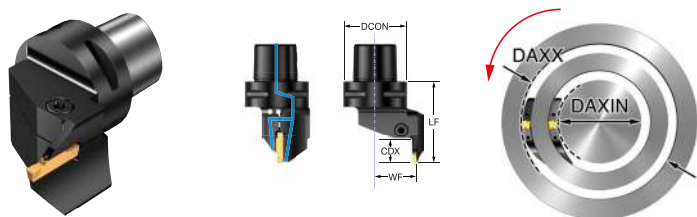
Ordering code	SSC	CDX [mm]	OHX [mm]	WB [mm]	LF [mm]	WF [mm]	HF [mm]	CP [bar]	TQ [Nm]
C2R-QSM12-LE15AD	E	15.0	32.0	16.0	32.00	6.00	6.0	150	2.5
C2R-QSM12-LF15AD	F	15.0	28.0	16.0	28.00	6.00	6.0	150	2.5
C2R-QSM12-RE15AD	E	15.0	32.0	16.0	32.00	6.00	6.0	150	2.5
C2R-QSM12-RF15AD	F	15.0	28.0	16.0	28.00	6.00	6.0	150	2.5
C2R-QSM16-LE17AD	E	17.0	33.0	18.0	33.00	8.00	8.0	150	2.5
C2R-QSM16-LG17AD	G	17.0	32.0	18.0	32.00	8.00	8.0	150	2.5
C2R-QSM16-RE17AD	E	17.0	33.0	18.0	33.00	8.00	8.0	150	2.5
C2R-QSM16-RG17AD	G	17.0	32.0	18.0	32.00	8.00	8.0	150	2.5

R = Right hand, L = Left hand



CoroCut® 2, cutting unit for face grooving

Precision coolant supply



Metric (mm)

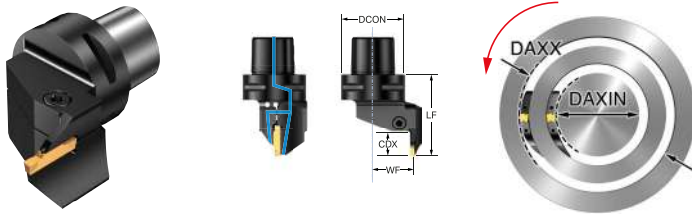
Ordering code	SSC	CDX [mm]	DAXIN [mm]	DAXX [mm]	OHX [mm]	DCON _{MS} [mm]	LF [mm]	WF [mm]	CP [bar]	TQ [Nm]
C2A-CC4-RFG15B-042CB	G	15.0	42.0	60.0	60.0	40.00	60.00	27.00	150	4.5
C2A-CC4-RFG15B-054CB	G	15.0	54.0	75.0	60.0	40.00	60.00	27.00	150	4.5
C2A-CC4-RFG15B-067CB	G	15.0	67.0	100.0	60.0	40.00	60.00	27.00	150	4.5
C2A-CC4-RFG15B-090CB	G	15.0	90.0	160.0	60.0	40.00	60.00	27.00	150	4.5
C2A-CC4-RFH18B-064CB	H	18.0	64.0	100.0	65.0	40.00	65.00	27.00	150	4.5
C2A-CC4-RFH18B-092CB	H	18.0	92.0	140.0	65.0	40.00	65.00	27.00	150	4.5
C2A-CC4-RFH18B-132CB	H	18.0	132.0	230.0	65.0	40.00	65.00	27.00	150	4.5
C2A-CC4-RFJ18B-040CB	J	18.0	40.0	70.0	65.0	40.00	65.00	27.00	150	4.5
C2A-CC4-RFJ18B-060CB	J	18.0	60.0	95.0	65.0	40.00	65.00	27.00	150	4.5
C2A-CC4-RFJ18B-085CB	J	18.0	85.0	130.0	65.0	40.00	65.00	27.00	150	4.5
C2A-CC4-RFJ18B-120CB	J	18.0	120.0	180.0	65.0	40.00	65.00	27.00	150	4.5
C2A-CC5-RFH18B-064CB	H	18.0	64.0	100.0	65.0	50.00	65.00	33.00	150	4.5
C2A-CC5-RFH18B-092CB	H	18.0	92.0	140.0	65.0	50.00	65.00	33.00	150	4.5
C2A-CC5-RFH18B-132CB	H	18.0	132.0	230.0	65.0	50.00	65.00	33.00	150	4.5
C2A-CC5-RFH18B-220CB	H	18.0	220.0	500.0	65.0	50.00	65.00	33.00	150	4.5
C2A-CC5-RFH18B-300CB	H	18.0	300.0	2000.0	65.0	50.00	65.00	33.00	150	4.5
C2A-CC5-RFJ18B-040CB	J	18.0	40.0	70.0	65.0	50.00	65.00	33.00	150	4.5
C2A-CC5-RFJ18B-060CB	J	18.0	60.0	95.0	65.0	50.00	65.00	33.00	150	4.5
C2A-CC5-RFJ18B-085CB	J	18.0	85.0	130.0	65.0	50.00	65.00	33.00	150	4.5
C2A-CC5-RFJ18B-120CB	J	18.0	120.0	180.0	65.0	50.00	65.00	33.00	150	4.5
C2A-CC5-RFJ18B-175CB	J	18.0	175.0	500.0	65.0	50.00	65.00	33.00	150	4.5
C2A-CC5-RFK18B-040CB	K	18.0	40.0	70.0	65.0	50.00	65.00	33.00	150	4.5
C2A-CC5-RFK18B-058CB	K	18.0	58.0	100.0	65.0	50.00	65.00	33.00	150	4.5
C2A-CC5-RFK18B-088CB	K	18.0	88.0	180.0	65.0	50.00	65.00	33.00	150	4.5
C2A-CC5-RFK18B-168CB	K	18.0	168.0	400.0	65.0	50.00	65.00	33.00	150	4.5
C2A-CC5-RFK18B-220CB	K	18.0	220.0	1000.0	65.0	50.00	65.00	33.00	150	4.5

R = Right hand, L = Left hand



CoroCut® 2, cutting unit for face grooving

Precision coolant supply



Metric (mm)

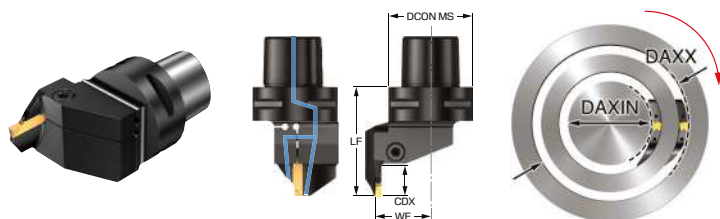
Ordering code	SSC	CDX [mm]	DAXIN [mm]	DAXX [mm]	OHX [mm]	DCON _{MS} [mm]	LF [mm]	WF [mm]	CP [bar]	TQ [Nm]
C2A-CC6-RFH18B-064CB	H	18.0	64.0	100.0	70.0	63.00	70.00	39.00	150	4.5
C2A-CC6-RFH18B-092CB	H	18.0	92.0	140.0	70.0	63.00	70.00	39.00	150	4.5
C2A-CC6-RFH18B-132CB	H	18.0	132.0	230.0	70.0	63.00	70.00	39.00	150	4.5
C2A-CC6-RFH18B-220CB	H	18.0	220.0	500.0	70.0	63.00	70.00	39.00	150	4.5
C2A-CC6-RFH18B-300CB	H	18.0	300.0	2000.0	70.0	63.00	70.00	39.00	150	4.5
C2A-CC6-RFJ18B-040CB	J	18.0	40.0	70.0	70.0	63.00	70.00	39.00	150	4.5
C2A-CC6-RFJ18B-060CB	J	18.0	60.0	95.0	70.0	63.00	70.00	39.00	150	4.5
C2A-CC6-RFJ18B-085CB	J	18.0	85.0	95.0	70.0	63.00	70.00	39.00	150	4.5
C2A-CC6-RFJ18B-120CB	J	18.0	120.0	180.0	70.0	63.00	70.00	39.00	150	4.5
C2A-CC6-RFJ18B-175CB	J	18.0	175.0	500.0	70.0	63.00	70.00	39.00	150	4.5
C2A-CC6-RFK18B-058CB	K	18.0	58.0	100.0	70.0	63.00	70.00	39.00	150	4.5
C2A-CC6-RFK18B-088CB	K	18.0	88.0	180.0	70.0	63.00	70.00	39.00	150	4.5
C2A-CC6-RFK18B-168CB	K	18.0	168.0	400.0	70.0	63.00	70.00	39.00	150	4.5
C2A-CC6-RFK18B-220CB	K	18.0	220.0	1000.0	70.0	63.00	70.00	39.00	150	4.5
C2A-CC6-RFL23B-050CB	L	23.0	50.0	80.0	75.0	63.00	75.00	39.00	150	6.5
C2A-CC6-RFL23B-075CB	L	23.0	75.0	150.0	75.0	63.00	75.00	39.00	150	6.5
C2A-CC6-RFL23B-140CB	L	23.0	140.0	400.0	75.0	63.00	75.00	39.00	150	6.5

R = Right hand, L = Left hand



CoroCut® 2, cutting unit for face grooving

Precision coolant supply



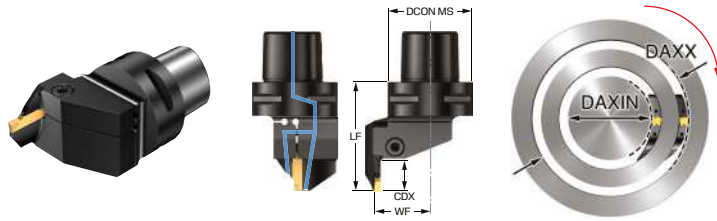
Metric (mm)

Ordering code	SSC	CDX [mm]	DAXIN [mm]	DAXX [mm]	OHX [mm]	DCON _{MS} [mm]	LF [mm]	WF [mm]	CP [bar]	TQ [Nm]
C2A-CC4-LFG15B-042CB	G	15.0	42.0	60.0	60.0	40.00	60.00	27.00	150	4.5
C2A-CC4-LFG15B-054CB	G	15.0	54.0	75.0	60.0	40.00	60.00	27.00	150	4.5
C2A-CC4-LFG15B-067CB	G	15.0	67.0	100.0	60.0	40.00	60.00	27.00	150	4.5
C2A-CC4-LFG15B-090CB	G	15.0	90.0	160.0	60.0	40.00	60.00	27.00	150	4.5
C2A-CC4-LFH18B-064CB	H	18.0	64.0	100.0	65.0	40.00	65.00	27.00	150	4.5
C2A-CC4-LFH18B-092CB	H	18.0	92.0	140.0	65.0	40.00	65.00	27.00	150	4.5
C2A-CC4-LFH18B-132CB	H	18.0	132.0	230.0	65.0	40.00	65.00	27.00	150	4.5
C2A-CC4-LFJ18B-040CB	J	18.0	40.0	70.0	65.0	40.00	65.00	27.00	150	4.5
C2A-CC4-LFJ18B-060CB	J	18.0	60.0	95.0	65.0	40.00	65.00	27.00	150	4.5
C2A-CC4-LFJ18B-085CB	J	18.0	85.0	130.0	65.0	40.00	65.00	27.00	150	4.5
C2A-CC4-LFJ18B-120CB	J	18.0	120.0	180.0	65.0	40.00	65.00	27.00	150	4.5
C2A-CC5-LFH18B-064CB	H	18.0	64.0	100.0	65.0	50.00	65.00	33.00	150	4.5
C2A-CC5-LFH18B-092CB	H	18.0	92.0	140.0	65.0	50.00	65.00	33.00	150	4.5
C2A-CC5-LFH18B-132CB	H	18.0	132.0	230.0	65.0	50.00	65.00	33.00	150	4.5
C2A-CC5-LFH18B-220CB	H	18.0	220.0	500.0	65.0	50.00	65.00	33.00	150	4.5
C2A-CC5-LFH18B-300CB	H	18.0	300.0	2000.0	65.0	50.00	65.00	33.00	150	4.5
C2A-CC5-LFJ18B-040CB	J	18.0	40.0	70.0	65.0	50.00	65.00	33.00	150	4.5
C2A-CC5-LFJ18B-060CB	J	18.0	60.0	95.0	65.0	50.00	65.00	33.00	150	4.5
C2A-CC5-LFJ18B-085CB	J	18.0	85.0	130.0	65.0	50.00	65.00	33.00	150	4.5
C2A-CC5-LFJ18B-120CB	J	18.0	120.0	180.0	65.0	50.00	65.00	33.00	150	4.5
C2A-CC5-LFJ18B-175CB	J	18.0	175.0	500.0	65.0	50.00	65.00	33.00	150	4.5
C2A-CC5-LFK18B-040CB	K	18.0	40.0	70.0	65.0	50.00	65.00	33.00	150	4.5
C2A-CC5-LFK18B-058CB	K	18.0	58.0	100.0	65.0	50.00	65.00	33.00	150	4.5
C2A-CC5-LFK18B-088CB	K	18.0	88.0	180.0	65.0	50.00	65.00	33.00	150	4.5
C2A-CC5-LFK18B-168CB	K	18.0	168.0	400.0	65.0	50.00	65.00	33.00	150	4.5
C2A-CC5-LFK18B-220CB	K	18.0	220.0	1000.0	65.0	50.00	65.00	33.00	150	4.5

R = Right hand, L = Left hand

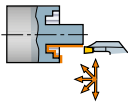
CoroCut® 2, cutting unit for face grooving

Precision coolant supply



Metric (mm)

Ordering code	SSC	CDX [mm]	DAXIN [mm]	DAXX [mm]	OHX [mm]	DCON _{MS} [mm]	LF [mm]	WF [mm]	CP [bar]	TQ [Nm]
C2A-CC6-LFH18B-064CB	H	18.0	64.0	100.0	70.0	63.00	70.00	39.00	150	4.5
C2A-CC6-LFH18B-092CB	H	18.0	92.0	140.0	70.0	63.00	70.00	39.00	150	4.5
C2A-CC6-LFH18B-132CB	H	18.0	132.0	230.0	70.0	63.00	70.00	39.00	150	4.5
C2A-CC6-LFH18B-220CB	H	18.0	220.0	500.0	70.0	63.00	70.00	39.00	150	4.5
C2A-CC6-LFH18B-300CB	H	18.0	300.0	2000.0	70.0	63.00	70.00	39.00	150	4.5
C2A-CC6-LFJ18B-040CB	J	18.0	40.0	70.0	70.0	63.00	70.00	39.00	150	4.5
C2A-CC6-LFJ18B-060CB	J	18.0	60.0	95.0	70.0	63.00	70.00	39.00	150	4.5
C2A-CC6-LFJ18B-085CB	J	18.0	85.0	130.0	70.0	63.00	70.00	39.00	150	4.5
C2A-CC6-LFJ18B-120CB	J	18.0	120.0	180.0	70.0	63.00	70.00	39.00	150	4.5
C2A-CC6-LFJ18B-175CB	J	18.0	175.0	500.0	70.0	63.00	70.00	39.00	150	4.5
C2A-CC6-LFK18B-058CB	K	18.0	58.0	100.0	70.0	63.00	70.00	39.00	150	4.5
C2A-CC6-LFK18B-088CB	K	18.0	88.0	180.0	70.0	63.00	70.00	39.00	150	4.5
C2A-CC6-LFK18B-168CB	K	18.0	168.0	400.0	70.0	63.00	70.00	39.00	150	4.5
C2A-CC6-LFK18B-220CB	K	18.0	220.0	1000.0	70.0	63.00	70.00	39.00	150	4.5
C2A-CC6-LFL23B-075CB	L	23.0	75.0	150.0	75.0	63.00	75.00	39.00	150	6.5
C2A-CC6-LFL23B-140CB	L	23.0	140.0	400.0	75.0	63.00	75.00	39.00	150	6.5

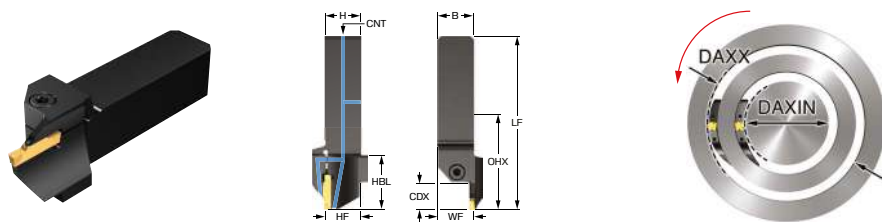


R = Right hand, L = Left hand



CoroCut® 2, QS™ shank tool for face grooving

Precision coolant supply



Metric (mm)

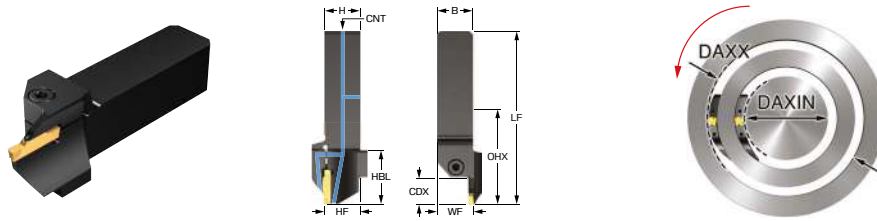
Ordering code	SSC	CDX [mm]	DAXIN [mm]	DAXX [mm]	OHX [mm]	OHN [mm]	B [mm]	H [mm]	LF [mm]	WF [mm]
C2A-QS20-RFG15B-034CB	G	15.0	34.0	44.0	50.3	32.8	20.00	20.00	101.80	20.50
C2A-QS20-RFG15B-038CB	G	15.0	38.0	48.0	50.3	32.8	20.00	20.00	101.80	20.50
C2A-QS20-RFG15B-042CB	G	15.0	42.0	60.0	50.3	32.8	20.00	20.00	101.80	20.50
C2A-QS20-RFG15B-054CB	G	15.0	54.0	75.0	50.3	32.8	20.00	20.00	101.80	20.50
C2A-QS20-RFG15B-067CB	G	15.0	67.0	100.0	50.3	32.8	20.00	20.00	101.80	20.50
C2A-QS20-RFG15B-090CB	G	15.0	90.0	160.0	50.3	32.8	20.00	20.00	101.80	20.50
C2A-QS20-RFG15B-130CB	G	15.0	130.0	160.0	50.3	32.8	20.00	20.00	101.80	20.50
C2A-QS20-RFH18B-040CB	H	18.0	40.0	60.0	55.6	38.1	20.00	20.00	107.10	20.50
C2A-QS20-RFH18B-052CB	H	18.0	52.0	72.0	55.6	38.1	20.00	20.00	107.10	20.50
C2A-QS20-RFH18B-064CB	H	18.0	64.0	100.0	55.6	38.1	20.00	20.00	107.10	20.50
C2A-QS20-RFH18B-092CB	H	18.0	92.0	140.0	55.6	38.1	20.00	20.00	107.10	20.50
C2A-QS20-RFH18B-132CB	H	18.0	132.0	230.0	55.6	38.1	20.00	20.00	107.10	20.50
C2A-QS25-RFG15B-042CB	G	15.0	42.0	60.0	58.3	32.8	25.00	25.00	116.80	25.50
C2A-QS25-RFG15B-054CB	G	15.0	54.0	75.0	58.3	32.8	25.00	25.00	116.80	25.50
C2A-QS25-RFG15B-067CB	G	15.0	67.0	100.0	58.3	32.8	25.00	25.00	116.80	25.50
C2A-QS25-RFG15B-090CB	G	15.0	90.0	160.0	58.3	32.8	25.00	25.00	116.80	25.50
C2A-QS25-RFG15B-130CB	G	15.0	130.0	160.0	58.3	32.8	25.00	25.00	116.80	25.50
C2A-QS25-RFH18B-064CB	H	18.0	64.0	100.0	63.6	38.1	25.00	25.00	122.10	25.50
C2A-QS25-RFH18B-092CB	H	18.0	92.0	140.0	63.6	38.1	25.00	25.00	122.10	25.50
C2A-QS25-RFH18B-132CB	H	18.0	132.0	230.0	63.6	38.1	25.00	25.00	122.10	25.50
C2A-QS25-RFH18B-220CB	H	18.0	220.0	500.0	63.6	38.1	25.00	25.00	122.10	25.50
C2A-QS25-RFH18B-300CB	H	18.0	300.0	800.0	63.6	38.1	25.00	25.00	122.10	25.50
C2A-QS25-RFJ18B-040CB	J	18.0	40.0	70.0	63.6	38.1	25.00	25.00	122.10	25.50
C2A-QS25-RFJ18B-060CB	J	18.0	60.0	95.0	63.6	38.1	25.00	25.00	122.10	25.50
C2A-QS25-RFJ18B-085CB	J	18.0	85.0	130.0	63.6	38.1	25.00	25.00	122.10	25.50
C2A-QS25-RFJ18B-120CB	J	18.0	120.0	180.0	63.6	38.1	25.00	25.00	122.10	25.50
C2A-QS25-RFJ18B-175CB	J	18.0	175.0	500.0	63.6	38.1	25.00	25.00	122.10	25.50
C2A-QS25-RFK18B-040CB	K	18.0	40.0	70.0	63.6	38.1	25.00	25.00	122.10	25.50
C2A-QS25-RFK18B-058CB	K	18.0	58.0	100.0	63.6	38.1	25.00	25.00	122.10	25.50
C2A-QS25-RFK18B-088CB	K	18.0	88.0	180.0	63.6	38.1	25.00	25.00	122.10	25.50
C2A-QS25-RFK18B-168CB	K	18.0	168.0	400.0	63.6	38.1	25.00	25.00	122.10	25.50
C2A-QS25-RFK18B-220CB	K	18.0	220.0	500.0	63.6	38.1	25.00	25.00	122.10	25.50
C2A-QS25-RFL23B-050CB	L	23.0	50.0	80.0	70.2	44.7	25.00	25.00	128.70	26.50
C2A-QS25-RFL23B-075CB	L	23.0	75.0	150.0	70.2	44.7	25.00	25.00	128.70	26.50
C2A-QS25-RFL23B-140CB	L	23.0	140.0	400.0	70.2	44.7	25.00	25.00	128.70	26.50

R = Right hand, L = Left hand



CoroCut® 2, QS™ shank tool for face grooving

Precision coolant supply



Imperial (inch)

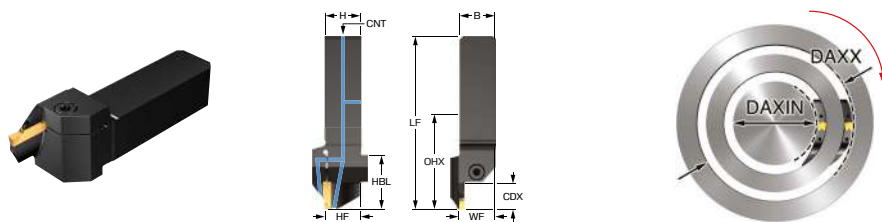
Ordering code	SSC	CDX [inch]	DAXIN [inch]	DAXX [inch]	OHX [inch]	OHN [inch]	B [inch]	H [inch]	LF [inch]	WF [inch]
C2A-QSA12-RFG15B-034CB	G	0.590	1.339	1.732	1.979	1.290	0.750	0.750	4.007	0.770
C2A-QSA12-RFG15B-042CB	G	0.590	1.654	2.362	1.979	1.290	0.750	0.750	4.007	0.770
C2A-QSA12-RFH18B-040CB	H	0.709	1.575	2.362	2.190	1.501	0.750	0.750	4.217	0.770
C2A-QSA12-RFH18B-092CB	H	0.709	3.622	5.512	2.190	1.501	0.750	0.750	4.217	0.770
C2A-QSA12-RFH18B-132CB	H	0.709	5.197	9.055	2.190	1.501	0.750	0.750	4.217	0.770
C2A-QSA16-RFG15B-042CB	G	0.590	1.654	2.362	2.294	1.290	1.000	1.000	4.597	1.020
C2A-QSA16-RFG15B-090CB	G	0.590	3.543	6.299	2.294	1.290	1.000	1.000	4.597	1.020
C2A-QSA16-RFG15B-130CB	G	0.590	5.118	6.299	2.294	1.290	1.000	1.000	4.597	1.020
C2A-QSA16-RFH18B-064CB	H	0.709	2.520	3.937	2.505	1.501	1.000	1.000	4.808	1.020
C2A-QSA16-RFH18B-092CB	H	0.709	3.622	5.512	2.505	1.501	1.000	1.000	4.808	1.020
C2A-QSA16-RFH18B-132CB	H	0.709	5.197	9.055	2.505	1.501	1.000	1.000	4.808	1.020
C2A-QSA16-RFH18B-220CB	H	0.709	8.661	19.685	2.505	1.501	1.000	1.000	4.808	1.020
C2A-QSA16-RFH18B-300CB	H	0.709	11.811	31.496	2.505	1.501	1.000	1.000	4.808	1.020
C2A-QSA16-RFJ18B-060CB	J	0.709	2.362	3.740	2.505	1.501	1.000	1.000	4.808	1.020
C2A-QSA16-RFJ18B-120CB	J	0.709	4.724	7.087	2.505	1.501	1.000	1.000	4.808	1.020
C2A-QSA16-RFJ18B-175CB	J	0.709	6.890	19.685	2.505	1.501	1.000	1.000	4.808	1.020
C2A-QSA16-RFK18B-040CB	K	0.709	1.575	2.756	2.505	1.501	1.000	1.000	4.808	1.020
C2A-QSA16-RFK18B-088CB	K	0.709	3.465	7.087	2.505	1.501	1.000	1.000	4.808	1.020
C2A-QSA16-RFL23B-140CB	L	0.906	5.512	15.748	2.766	1.762	1.000	1.000	5.069	1.060

R = Right hand. L = Left hand



CoroCut® 2, QS™ shank tool for face grooving

Precision coolant supply



Metric (mm)

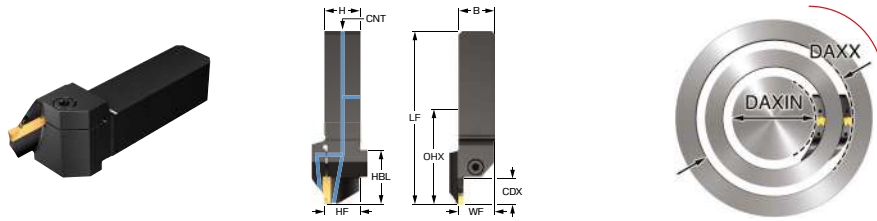
Ordering code	SSC	CDX [mm]	DAXIN [mm]	DAXX [mm]	OHX [mm]	OHN [mm]	B [mm]	H [mm]	LF [mm]	WF [mm]
C2A-QS20-LFG15B-034CB	G	15.0	34.0	44.0	50.3	32.8	20.00	20.00	101.80	20.50
C2A-QS20-LFG15B-038CB	G	15.0	38.0	48.0	50.3	32.8	20.00	20.00	101.80	20.50
C2A-QS20-LFG15B-042CB	G	15.0	42.0	60.0	50.3	32.8	20.00	20.00	101.80	20.50
C2A-QS20-LFG15B-054CB	G	15.0	54.0	75.0	50.3	32.8	20.00	20.00	101.80	20.50
C2A-QS20-LFG15B-067CB	G	15.0	67.0	100.0	50.3	32.8	20.00	20.00	101.80	20.50
C2A-QS20-LFG15B-090CB	G	15.0	90.0	160.0	50.3	32.8	20.00	20.00	101.80	20.50
C2A-QS20-LFG15B-130CB	G	15.0	130.0	160.0	50.3	32.8	20.00	20.00	101.80	20.50
C2A-QS20-LFH18B-040CB	H	18.0	40.0	60.0	55.6	38.1	20.00	20.00	107.10	20.50
C2A-QS20-LFH18B-052CB	H	18.0	52.0	72.0	55.6	38.1	20.00	20.00	107.10	20.50
C2A-QS20-LFH18B-064CB	H	18.0	64.0	100.0	55.6	38.1	20.00	20.00	107.10	20.50
C2A-QS20-LFH18B-092CB	H	18.0	92.0	140.0	55.6	38.1	20.00	20.00	107.10	20.50
C2A-QS20-LFH18B-132CB	H	18.0	132.0	230.0	55.6	38.1	20.00	20.00	107.10	20.50
C2A-QS25-LFG15B-042CB	G	15.0	42.0	60.0	58.3	32.8	25.00	25.00	116.80	25.50
C2A-QS25-LFG15B-054CB	G	15.0	54.0	75.0	58.3	32.8	25.00	25.00	116.80	25.50
C2A-QS25-LFG15B-067CB	G	15.0	67.0	100.0	58.3	32.8	25.00	25.00	116.80	25.50
C2A-QS25-LFG15B-090CB	G	15.0	90.0	160.0	58.3	32.8	25.00	25.00	116.80	25.50
C2A-QS25-LFG15B-130CB	G	15.0	130.0	160.0	58.3	32.8	25.00	25.00	116.80	25.50
C2A-QS25-LFH18B-064CB	H	18.0	64.0	100.0	63.6	38.1	25.00	25.00	122.10	25.50
C2A-QS25-LFH18B-092CB	H	18.0	92.0	140.0	63.6	38.1	25.00	25.00	122.10	25.50
C2A-QS25-LFH18B-132CB	H	18.0	132.0	230.0	63.6	38.1	25.00	25.00	122.10	25.50
C2A-QS25-LFH18B-220CB	H	18.0	220.0	500.0	63.6	38.1	25.00	25.00	122.10	25.50
C2A-QS25-LFH18B-300CB	H	18.0	300.0	800.0	63.6	38.1	25.00	25.00	122.10	25.50
C2A-QS25-LFJ18B-040CB	J	18.0	40.0	70.0	63.6	38.1	25.00	25.00	122.10	25.50
C2A-QS25-LFJ18B-060CB	J	18.0	60.0	95.0	63.6	38.1	25.00	25.00	122.10	25.50
C2A-QS25-LFJ18B-085CB	J	18.0	85.0	130.0	63.6	38.1	25.00	25.00	122.10	25.50
C2A-QS25-LFJ18B-120CB	J	18.0	120.0	180.0	63.6	38.1	25.00	25.00	122.10	25.50
C2A-QS25-LFJ18B-175CB	J	18.0	175.0	500.0	63.6	38.1	25.00	25.00	122.10	25.50
C2A-QS25-LFK18B-040CB	K	18.0	40.0	70.0	63.6	38.1	25.00	25.00	122.10	25.50
C2A-QS25-LFK18B-058CB	K	18.0	58.0	100.0	63.6	38.1	25.00	25.00	122.10	25.50
C2A-QS25-LFK18B-088CB	K	18.0	88.0	180.0	63.6	38.1	25.00	25.00	122.10	25.50
C2A-QS25-LFK18B-168CB	K	18.0	168.0	400.0	63.6	38.1	25.00	25.00	122.10	25.50
C2A-QS25-LFK18B-220CB	K	18.0	220.0	500.0	63.6	38.1	25.00	25.00	122.10	25.50
C2A-QS25-LFL23B-050CB	L	23.0	50.0	80.0	70.2	44.7	25.00	25.00	128.70	26.50
C2A-QS25-LFL23B-075CB	L	23.0	75.0	150.0	70.2	44.7	25.00	25.00	128.70	26.50
C2A-QS25-LFL23B-140CB	L	23.0	140.0	400.0	70.2	44.7	25.00	25.00	128.70	26.50

R = Right hand, L = Left hand



CoroCut® 2, QS™ shank tool for face grooving

Precision coolant supply



Imperial (inch)

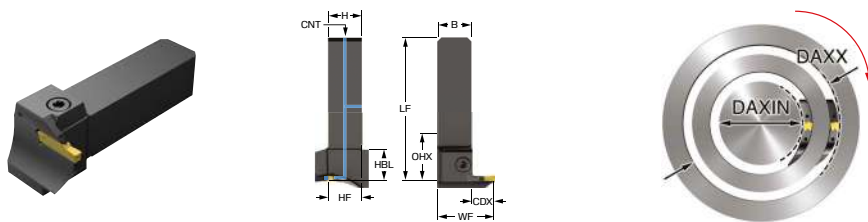
Ordering code	SSC	CDX [inch]	DAXIN [inch]	DAXX [inch]	OHX [inch]	OHN [inch]	B [inch]	H [inch]	LF [inch]	WF [inch]
C2A-QSA12-LFG15B-034CB	G	0.590	1.339	1.732	1.979	1.290	0.750	0.750	4.007	0.770
C2A-QSA12-LFG15B-042CB	G	0.590	1.654	2.362	1.979	1.290	0.750	0.750	4.007	0.770
C2A-QSA12-LFH18B-040CB	H	0.709	1.575	2.362	2.190	1.501	0.750	0.750	4.217	0.770
C2A-QSA12-LFH18B-092CB	H	0.709	3.622	5.512	2.190	1.501	0.750	0.750	4.217	0.770
C2A-QSA12-LFH18B-132CB	H	0.709	5.197	9.055	2.190	1.501	0.750	0.750	4.217	0.770
C2A-QSA16-LFG15B-042CB	G	0.590	1.654	2.362	2.294	1.290	1.000	1.000	4.597	1.020
C2A-QSA16-LFG15B-067CB	G	0.590	2.638	3.937	2.294	1.290	1.000	1.000	4.597	1.020
C2A-QSA16-LFG15B-090CB	G	0.590	3.543	6.299	2.294	1.290	1.000	1.000	4.597	1.020
C2A-QSA16-LFH18B-064CB	H	0.709	2.520	3.937	2.505	1.501	1.000	1.000	4.808	1.020
C2A-QSA16-LFH18B-092CB	H	0.709	3.622	5.512	2.505	1.501	1.000	1.000	4.808	1.020
C2A-QSA16-LFH18B-132CB	H	0.709	5.197	9.055	2.505	1.501	1.000	1.000	4.808	1.020
C2A-QSA16-LFH18B-220CB	H	0.709	8.661	19.685	2.505	1.501	1.000	1.000	4.808	1.020
C2A-QSA16-LFH18B-300CB	H	0.709	11.811	31.496	2.505	1.501	1.000	1.000	4.808	1.020
C2A-QSA16-LFJ18B-060CB	J	0.709	2.362	3.740	2.505	1.501	1.000	1.000	4.808	1.020
C2A-QSA16-LFJ18B-120CB	J	0.709	4.724	7.087	2.505	1.501	1.000	1.000	4.808	1.020
C2A-QSA16-LFJ18B-175CB	J	0.709	6.890	19.685	2.505	1.501	1.000	1.000	4.808	1.020
C2A-QSA16-LFK18B-040CB	K	0.709	1.575	2.756	2.505	1.501	1.000	1.000	4.808	1.020
C2A-QSA16-LFK18B-088CB	K	0.709	3.465	7.087	2.505	1.501	1.000	1.000	4.808	1.020
C2A-QSA16-LFL23B-140CB	L	0.906	5.512	15.748	2.766	1.762	1.000	1.000	5.069	1.060

R = Right hand. L = Left hand



CoroCut® 2, QS™ shank tool for face grooving

Precision coolant supply



Metric (mm)

	Ordering code	SSC	CDX [mm]	DAXIN [mm]	DAXX [mm]	OHX [mm]	OHN [mm]	B [mm]	H [mm]	LF [mm]	WF [mm]
	C2A-QS25-RGH15B-132CB	H	15.0	132.0	230.0	48.5	23.0	25.00	25.00	107.00	42.00
	C2A-QS25-RGH15B-40CB	H	15.0	40.0	60.0	48.5	23.0	25.00	25.00	107.00	42.00
	C2A-QS25-RGH15B-52CB	H	15.0	52.0	72.0	48.5	23.0	25.00	25.00	107.00	42.00
	C2A-QS25-RGH15B-64CB	H	15.0	64.0	100.0	48.5	23.0	25.00	25.00	107.00	42.00
	C2A-QS25-RGH15B-92CB	H	15.0	92.0	140.0	48.5	23.0	25.00	25.00	107.00	42.00

R = Right hand, L = Left hand

Imperial (inch)

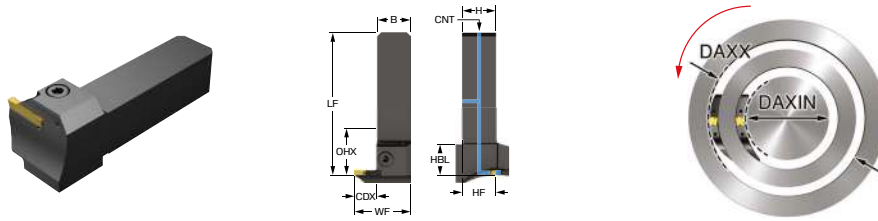
	Ordering code	SSC	CDX [inch]	DAXIN [inch]	DAXX [inch]	OHX [inch]	OHN [inch]	B [inch]	H [inch]	LF [inch]	WF [inch]
	C2A-QSA16-RGH15B-132CB	H	0.591	5.197	9.055	1.909	0.906	1.000	1.000	4.213	1.670
	C2A-QSA16-RGH15B-64CB	H	0.591	2.520	3.937	1.909	0.906	1.000	1.000	4.213	1.670

R = Right hand, L = Left hand



CoroCut® 2, QS™ shank tool for face grooving

Precision coolant supply



Metric (mm)

	Ordering code	SSC	CDX [mm]	DAXIN [mm]	DAXX [mm]	OHX [mm]	OHN [mm]	B [mm]	H [mm]	LF [mm]	WF [mm]
	C2A-QS25-LGH15B-132CB	H	15.0	132.0	230.0	48.5	23.0	25.00	25.00	107.00	42.00
	C2A-QS25-LGH15B-40CB	H	15.0	40.0	60.0	48.5	23.0	25.00	25.00	107.00	42.00
	C2A-QS25-LGH15B-52CB	H	15.0	52.0	72.0	48.5	23.0	25.00	25.00	107.00	42.00
	C2A-QS25-LGH15B-64CB	H	15.0	64.0	100.0	48.5	23.0	25.00	25.00	107.00	42.00
	C2A-QS25-LGH15B-92CB	H	15.0	92.0	140.0	48.5	23.0	25.00	25.00	107.00	42.00

R = Right hand, L = Left hand

Imperial (inch)

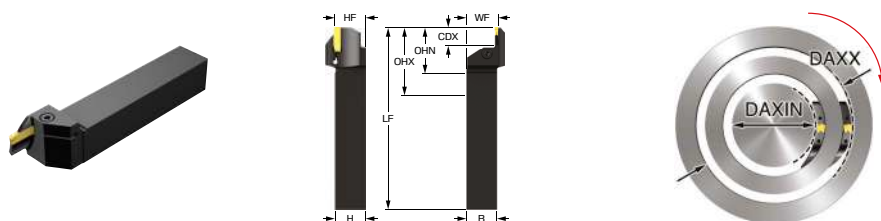
	Ordering code	SSC	CDX [inch]	DAXIN [inch]	DAXX [inch]	OHX [inch]	OHN [inch]	B [inch]	H [inch]	LF [inch]	WF [inch]
	C2A-QSA16-LGH15B-132CB	H	0.591	5.197	9.055	1.909	0.906	1.000	1.000	4.213	1.670
	C2A-QSA16-LGH15B-64CB	H	0.591	2.520	3.937	1.909	0.906	1.000	1.000	4.213	1.670

R = Right hand, L = Left hand



CoroCut® 2, shank tool for face grooving

Screw clamp design



Metric (mm)

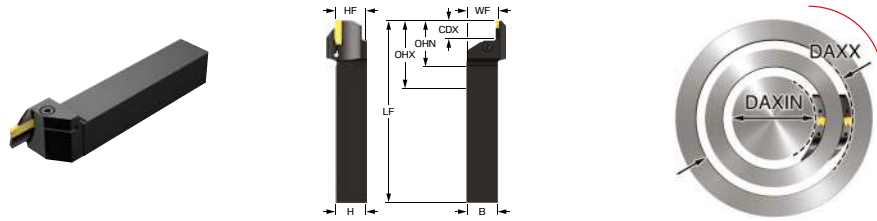
Ordering code	SSC	CDX [mm]	DAXIN [mm]	DAXX [mm]	OHH [mm]	OHN [mm]	B [mm]	H [mm]	LF [mm]	WF [mm]
C2A-RS20-LFG15B-034DB	G	15.0	34.0	44.0	55.4	35.4	20.00	20.00	125.00	21.00
C2A-RS20-LFG15B-042DB	G	15.0	42.0	60.0	55.4	35.4	20.00	20.00	125.00	21.00
C2A-RS20-LFG15B-054DB	G	15.0	54.0	75.0	55.4	35.4	20.00	20.00	125.00	21.00
C2A-RS20-LFG15B-067DB	G	15.0	67.0	100.0	55.4	35.4	20.00	20.00	125.00	21.00
C2A-RS20-LFG15B-090DB	G	15.0	90.0	160.0	55.4	35.4	20.00	20.00	125.00	21.00
C2A-RS20-LFG15B-130DB	G	15.0	130.0	300.0	55.4	35.4	20.00	20.00	125.00	21.00
C2A-RS20-LFH18B-040DB	H	18.0	40.0	60.0	60.7	40.7	20.00	20.00	125.00	21.00
C2A-RS20-LFH18B-052DB	H	18.0	52.0	72.0	60.7	40.7	20.00	20.00	125.00	21.00
C2A-RS20-LFH18B-064DB	H	18.0	64.0	100.0	60.7	40.7	20.00	20.00	125.00	21.00
C2A-RS20-LFH18B-092DB	H	18.0	92.0	140.0	60.7	40.7	20.00	20.00	125.00	21.00
C2A-RS20-LFH18B-132DB	H	18.0	132.0	230.0	60.7	40.7	20.00	20.00	125.00	21.00
C2A-RS20-LFH18B-220DB	H	18.0	220.0	500.0	60.7	40.7	20.00	20.00	125.00	21.00
C2A-RS25-LFG15B-034DB	G	15.0	34.0	44.0	60.4	35.4	25.00	25.00	150.00	26.00
C2A-RS25-LFG15B-042DB	G	15.0	42.0	60.0	60.4	35.4	25.00	25.00	150.00	26.00
C2A-RS25-LFG15B-054DB	G	15.0	54.0	75.0	60.4	35.4	25.00	25.00	150.00	26.00
C2A-RS25-LFG15B-067DB	G	15.0	67.0	100.0	60.4	35.4	25.00	25.00	150.00	26.00
C2A-RS25-LFG15B-090DB	G	15.0	90.0	160.0	60.4	35.4	25.00	25.00	150.00	26.00
C2A-RS25-LFG15B-130DB	G	15.0	130.0	300.0	60.4	35.4	25.00	25.00	150.00	26.00
C2A-RS25-LFH18B-040DB	H	18.0	40.0	60.0	65.7	40.7	25.00	25.00	150.00	26.00
C2A-RS25-LFH18B-052DB	H	18.0	52.0	72.0	65.7	40.7	25.00	25.00	150.00	26.00
C2A-RS25-LFH18B-064DB	H	18.0	64.0	100.0	65.7	40.7	25.00	25.00	150.00	26.00
C2A-RS25-LFH18B-092DB	H	18.0	92.0	140.0	65.7	40.7	25.00	25.00	150.00	26.00
C2A-RS25-LFH18B-132DB	H	18.0	132.0	230.0	65.7	40.7	25.00	25.00	150.00	26.00
C2A-RS25-LFH18B-220DB	H	18.0	220.0	500.0	65.7	40.7	25.00	25.00	150.00	26.00
C2A-RS25-LFH18B-300DB	H	18.0	300.0	1100.0	65.7	40.7	25.00	25.00	150.00	26.00
C2A-RS25-LFJ18B-040DB	J	18.0	40.0	70.0	65.7	40.7	25.00	25.00	150.00	26.00

R = Right hand, L = Left hand



CoroCut® 2, shank tool for face grooving

Screw clamp design



Metric (mm)

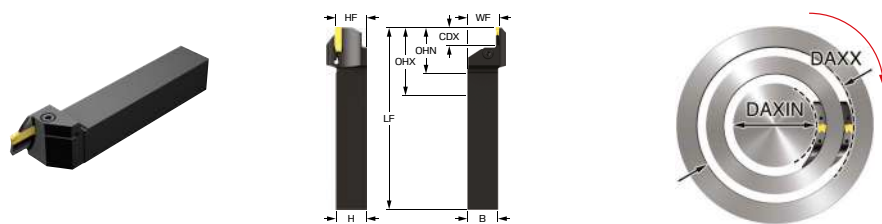
Ordering code	SSC	CDX [mm]	DAXIN [mm]	DAXX [mm]	OHX [mm]	OHN [mm]	B [mm]	H [mm]	LF [mm]	WF [mm]
C2A-RS25-LFJ18B-060DB	J	18.0	60.0	95.0	65.7	40.7	25.00	25.00	150.00	26.00
C2A-RS25-LFJ18B-085DB	J	18.0	85.0	130.0	65.7	40.7	25.00	25.00	150.00	26.00
C2A-RS25-LFJ18B-120DB	J	18.0	120.0	180.0	65.7	40.7	25.00	25.00	150.00	26.00
C2A-RS25-LFJ18B-175DB	J	18.0	175.0	500.0	65.7	40.7	25.00	25.00	150.00	26.00
C2A-RS25-LFK18B-040DB	K	18.0	40.0	70.0	65.7	40.7	25.00	25.00	150.00	26.00
C2A-RS25-LFK18B-058DB	K	18.0	58.0	100.0	65.7	40.7	25.00	25.00	150.00	26.00
C2A-RS25-LFK18B-088DB	K	18.0	88.0	180.0	65.7	40.7	25.00	25.00	150.00	26.00
C2A-RS25-LFK18B-168DB	K	18.0	168.0	400.0	65.7	40.7	25.00	25.00	150.00	26.00
C2A-RS25-LFK18B-220DB	K	18.0	220.0	1000.0	65.7	40.7	25.00	25.00	150.00	26.00
C2A-RS25-LFL23B-050DB	L	23.0	50.0	80.0	70.3	45.3	25.00	25.00	150.00	26.50
C2A-RS25-LFL23B-075DB	L	23.0	75.0	150.0	70.3	45.3	25.00	25.00	150.00	26.50
C2A-RS25-LFL23B-140DB	L	23.0	140.0	400.0	70.3	45.3	25.00	25.00	150.00	26.50
C2A-RS32-LFK18B-220DB	K	18.0	220.0	1000.0	72.7	40.7	32.00	32.00	170.00	33.00
C2A-RS32-LFL23B-075DB	L	23.0	75.0	150.0	77.3	45.3	32.00	32.00	170.00	33.50
C2A-RS32-LFL23B-140DB	L	23.0	140.0	400.0	77.3	45.3	32.00	32.00	170.00	33.50

R = Right hand, L = Left hand



CoroCut® 2, shank tool for face grooving

Screw clamp design



Imperial (inch)

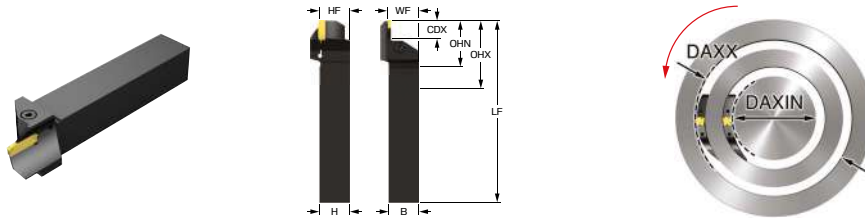
Ordering code	SSC	CDX [inch]	DAXIN [inch]	DAXX [inch]	OHX [inch]	OHN [inch]	B [inch]	H [inch]	LF [inch]	WF [inch]
C2A-RSA12-LFG15B-034DB	G	0.590	1.339	1.732	2.143	1.393	0.750	0.750	5.000	0.827
C2A-RSA12-LFG15B-042DB	G	0.590	1.654	2.362	2.143	1.393	0.750	0.750	5.000	0.827
C2A-RSA12-LFG15B-054DB	G	0.590	2.126	2.953	2.143	1.393	0.750	0.750	5.000	0.827
C2A-RSA12-LFG15B-067DB	G	0.590	2.638	3.937	2.143	1.393	0.750	0.750	5.000	0.827
C2A-RSA12-LFG15B-090DB	G	0.590	3.543	6.299	2.143	1.393	0.750	0.750	5.000	0.827
C2A-RSA12-LFG15B-130DB	G	0.590	5.118	11.811	2.143	1.393	0.750	0.750	5.000	0.827
C2A-RSA16-LFG15B-034DB	G	0.590	1.339	1.732	2.393	1.393	1.000	1.000	6.000	1.039
C2A-RSA16-LFG15B-042DB	G	0.590	1.654	2.362	2.393	1.393	1.000	1.000	6.000	1.039
C2A-RSA16-LFG15B-054DB	G	0.590	2.126	2.953	2.393	1.393	1.000	1.000	6.000	1.039
C2A-RSA16-LFG15B-067DB	G	0.590	2.638	3.937	2.393	1.393	1.000	1.000	6.000	1.039
C2A-RSA16-LFG15B-090DB	G	0.590	3.543	6.299	2.393	1.393	1.000	1.000	6.000	1.039
C2A-RSA16-LFG15B-130DB	G	0.590	5.118	11.811	2.393	1.393	1.000	1.000	6.000	1.039
C2A-RSA16-LFH18B-040DB	H	0.709	1.575	2.362	2.603	1.603	1.000	1.000	6.000	1.039
C2A-RSA16-LFH18B-052DB	H	0.709	2.047	2.835	2.603	1.603	1.000	1.000	6.000	1.039
C2A-RSA16-LFH18B-064DB	H	0.709	2.520	3.937	2.603	1.603	1.000	1.000	6.000	1.039
C2A-RSA16-LFH18B-092DB	H	0.709	3.622	5.512	2.603	1.603	1.000	1.000	6.000	1.039
C2A-RSA16-LFH18B-132DB	H	0.709	5.197	9.055	2.603	1.603	1.000	1.000	6.000	1.039
C2A-RSA16-LFH18B-220DB	H	0.709	8.661	19.685	2.603	1.603	1.000	1.000	6.000	1.039
C2A-RSA16-LFH18B-300DB	H	0.709	11.811	31.496	2.603	1.603	1.000	1.000	6.000	1.039
C2A-RSA16-LFJ18B-040DB	J	0.709	1.575	2.756	2.603	1.603	1.000	1.000	6.000	1.039
C2A-RSA16-LFJ18B-060DB	J	0.709	2.362	3.740	2.603	1.603	1.000	1.000	6.000	1.039
C2A-RSA16-LFJ18B-085DB	J	0.709	3.346	5.118	2.603	1.603	1.000	1.000	6.000	1.039
C2A-RSA16-LFJ18B-120DB	J	0.709	4.724	7.087	2.603	1.603	1.000	1.000	6.000	1.039
C2A-RSA16-LFJ18B-175DB	J	0.709	6.890	19.685	2.603	1.603	1.000	1.000	6.000	1.039
C2A-RSA16-LFK18B-040DB	K	0.709	1.575	2.756	2.603	1.603	1.000	1.000	6.000	1.039
C2A-RSA16-LFK18B-058DB	K	0.709	2.283	3.400	2.603	1.603	1.000	1.000	6.000	1.039
C2A-RSA16-LFK18B-088DB	K	0.709	3.465	7.087	2.603	1.603	1.000	1.000	6.000	1.039
C2A-RSA16-LFK18B-168DB	K	0.709	6.614	15.748	2.603	1.603	1.000	1.000	6.000	1.039
C2A-RSA16-LFK18B-220DB	K	0.709	8.661	39.370	2.603	1.603	1.000	1.000	6.000	1.039
C2A-RSA16-LFL23B-075DB	L	0.906	2.953	5.906	2.785	1.785	1.000	1.000	6.000	1.063
C2A-RSA16-LFL23B-140DB	L	0.906	5.512	15.748	2.785	1.785	1.000	1.000	6.000	1.063
C2A-RSA20-LFL23B-075DB	L	0.906	2.953	5.906	3.035	1.785	1.250	1.250	6.000	1.309
C2A-RSA20-LFL23B-140DB	L	0.906	5.512	15.748	3.035	1.785	1.250	1.250	6.000	1.309

R = Right hand, L = Left hand



CoroCut® 2, shank tool for face grooving

Screw clamp design



Metric (mm)

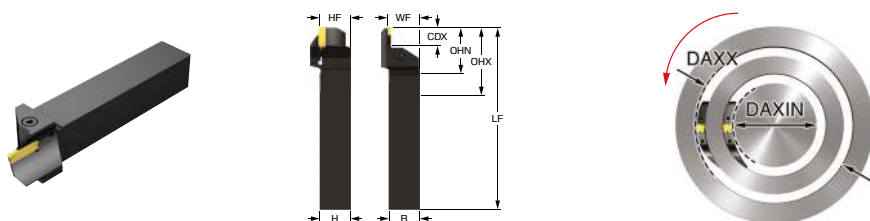
Ordering code	SSC	CDX [mm]	DAXIN [mm]	DAXX [mm]	OHX [mm]	OHN [mm]	B [mm]	H [mm]	LF [mm]	WF [mm]
C2A-RS20-RFG15B-034DB	G	15.0	34.0	44.0	55.4	35.4	20.00	20.00	125.00	21.00
C2A-RS20-RFG15B-042DB	G	15.0	42.0	60.0	55.4	35.4	20.00	20.00	125.00	21.00
C2A-RS20-RFG15B-054DB	G	15.0	54.0	75.0	55.4	35.4	20.00	20.00	125.00	21.00
C2A-RS20-RFG15B-067DB	G	15.0	67.0	100.0	55.4	35.4	20.00	20.00	125.00	21.00
C2A-RS20-RFG15B-090DB	G	15.0	90.0	160.0	55.4	35.4	20.00	20.00	125.00	21.00
C2A-RS20-RFG15B-130DB	G	15.0	130.0	300.0	55.4	35.4	20.00	20.00	125.00	21.00
C2A-RS20-RFH18B-040DB	H	18.0	40.0	60.0	60.7	40.7	20.00	20.00	125.00	21.00
C2A-RS20-RFH18B-052DB	H	18.0	52.0	72.0	60.7	40.7	20.00	20.00	125.00	21.00
C2A-RS20-RFH18B-064DB	H	18.0	64.0	100.0	60.7	40.7	20.00	20.00	125.00	21.00
C2A-RS20-RFH18B-092DB	H	18.0	92.0	140.0	60.7	40.7	20.00	20.00	125.00	21.00
C2A-RS20-RFH18B-132DB	H	18.0	132.0	230.0	60.7	40.7	20.00	20.00	125.00	21.00
C2A-RS20-RFH18B-220DB	H	18.0	220.0	500.0	60.7	40.7	20.00	20.00	125.00	21.00
C2A-RS25-RFG15B-034DB	G	15.0	34.0	44.0	60.4	35.4	25.00	25.00	150.00	26.00
C2A-RS25-RFG15B-042DB	G	15.0	42.0	60.0	60.4	35.4	25.00	25.00	150.00	26.00
C2A-RS25-RFG15B-054DB	G	15.0	54.0	75.0	60.4	35.4	25.00	25.00	150.00	26.00
C2A-RS25-RFG15B-067DB	G	15.0	67.0	100.0	60.4	35.4	25.00	25.00	150.00	26.00
C2A-RS25-RFG15B-090DB	G	15.0	90.0	160.0	60.4	35.4	25.00	25.00	150.00	26.00
C2A-RS25-RFG15B-130DB	G	15.0	130.0	300.0	60.4	35.4	25.00	25.00	150.00	26.00
C2A-RS25-RFH18B-040DB	H	18.0	40.0	60.0	65.7	40.7	25.00	25.00	150.00	26.00
C2A-RS25-RFH18B-052DB	H	18.0	52.0	72.0	65.7	40.7	25.00	25.00	150.00	26.00
C2A-RS25-RFH18B-064DB	H	18.0	64.0	100.0	65.7	40.7	25.00	25.00	150.00	26.00
C2A-RS25-RFH18B-092DB	H	18.0	92.0	140.0	65.7	40.7	25.00	25.00	150.00	26.00
C2A-RS25-RFH18B-132DB	H	18.0	132.0	230.0	65.7	40.7	25.00	25.00	150.00	26.00
C2A-RS25-RFH18B-220DB	H	18.0	220.0	500.0	65.7	40.7	25.00	25.00	150.00	26.00
C2A-RS25-RFH18B-300DB	H	18.0	300.0	1100.0	65.7	40.7	25.00	25.00	150.00	26.00
C2A-RS25-RFJ18B-040DB	J	18.0	40.0	70.0	65.7	40.7	25.00	25.00	150.00	26.00

R = Right hand. L = Left hand



CoroCut® 2, shank tool for face grooving

Screw clamp design



Metric (mm)

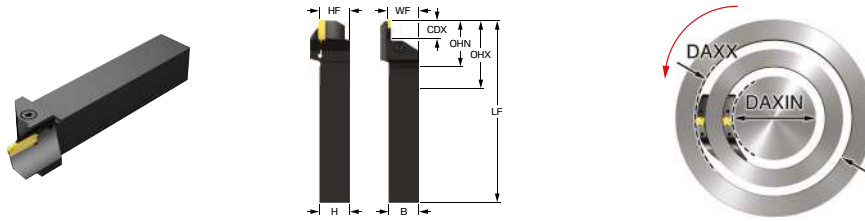
Ordering code	SSC	CDX [mm]	DAXIN [mm]	DAXX [mm]	OHX [mm]	OHN [mm]	B [mm]	H [mm]	LF [mm]	WF [mm]
C2A-RS25-RFJ18B-060DB	J	18.0	60.0	95.0	65.7	40.7	25.00	25.00	150.00	26.00
C2A-RS25-RFJ18B-085DB	J	18.0	85.0	130.0	65.7	40.7	25.00	25.00	150.00	26.00
C2A-RS25-RFJ18B-120DB	J	18.0	120.0	180.0	65.7	40.7	25.00	25.00	150.00	26.00
C2A-RS25-RFJ18B-175DB	J	18.0	175.0	500.0	65.7	40.7	25.00	25.00	150.00	26.00
C2A-RS25-RFK18B-040DB	K	18.0	40.0	70.0	65.7	40.7	25.00	25.00	150.00	26.00
C2A-RS25-RFK18B-058DB	K	18.0	58.0	100.0	65.7	40.7	25.00	25.00	150.00	26.00
C2A-RS25-RFK18B-088DB	K	18.0	88.0	180.0	65.7	40.7	25.00	25.00	150.00	26.00
C2A-RS25-RFK18B-168DB	K	18.0	168.0	400.0	65.7	40.7	25.00	25.00	150.00	26.00
C2A-RS25-RFK18B-220DB	K	18.0	220.0	1000.0	65.7	40.7	25.00	25.00	150.00	26.00
C2A-RS25-RFL23B-050DB	L	23.0	50.0	80.0	70.3	45.3	25.00	25.00	150.00	26.50
C2A-RS25-RFL23B-075DB	L	23.0	75.0	150.0	70.3	45.3	25.00	25.00	150.00	26.50
C2A-RS25-RFL23B-140DB	L	23.0	140.0	400.0	70.3	45.3	25.00	25.00	150.00	26.50
C2A-RS32-RFK18B-088DB	K	18.0	88.0	180.0	72.7	40.7	32.00	32.00	170.00	33.00
C2A-RS32-RFK18B-168DB	K	18.0	168.0	400.0	72.7	40.7	32.00	32.00	170.00	33.00
C2A-RS32-RFK18B-220DB	K	18.0	220.0	1000.0	72.7	40.7	32.00	32.00	170.00	33.00
C2A-RS32-RFL23B-075DB	L	23.0	75.0	150.0	77.3	45.3	32.00	32.00	170.00	33.50
C2A-RS32-RFL23B-140DB	L	23.0	140.0	400.0	77.3	45.3	32.00	32.00	170.00	33.50

R = Right hand, L = Left hand



CoroCut® 2, shank tool for face grooving

Screw clamp design



Imperial (inch)

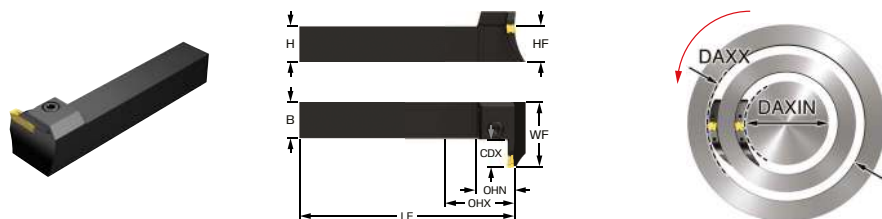
Ordering code	SSC	CDX [inch]	DAXIN [inch]	DAXX [inch]	OHX [inch]	OHN [inch]	B [inch]	H [inch]	LF [inch]	WF [inch]
C2A-RSA12-RFG15B-034DB	G	0.590	1.339	1.732	2.143	1.393	0.750	0.750	5.000	0.827
C2A-RSA12-RFG15B-042DB	G	0.590	1.654	2.362	2.143	1.393	0.750	0.750	5.000	0.827
C2A-RSA12-RFG15B-054DB	G	0.590	2.126	2.953	2.143	1.393	0.750	0.750	5.000	0.827
C2A-RSA12-RFG15B-067DB	G	0.590	2.638	3.937	2.143	1.393	0.750	0.750	5.000	0.827
C2A-RSA12-RFG15B-090DB	G	0.590	3.543	6.299	2.143	1.393	0.750	0.750	5.000	0.827
C2A-RSA12-RFG15B-130DB	G	0.590	5.118	11.811	2.143	1.393	0.750	0.750	5.000	0.827
C2A-RSA16-RFG15B-034DB	G	0.590	1.339	1.732	2.393	1.393	1.000	1.000	6.000	1.039
C2A-RSA16-RFG15B-042DB	G	0.590	1.654	2.362	2.393	1.393	1.000	1.000	6.000	1.039
C2A-RSA16-RFG15B-054DB	G	0.590	2.126	2.953	2.393	1.393	1.000	1.000	6.000	1.039
C2A-RSA16-RFG15B-067DB	G	0.590	2.638	3.937	2.393	1.393	1.000	1.000	6.000	1.039
C2A-RSA16-RFG15B-090DB	G	0.590	3.543	6.299	2.393	1.393	1.000	1.000	6.000	1.039
C2A-RSA16-RFG15B-130DB	G	0.590	5.118	11.811	2.393	1.393	1.000	1.000	6.000	1.039
C2A-RSA16-RFH18B-040DB	H	0.709	1.575	2.362	2.603	1.603	1.000	1.000	6.000	1.039
C2A-RSA16-RFH18B-052DB	H	0.709	2.047	2.835	2.603	1.603	1.000	1.000	6.000	1.039
C2A-RSA16-RFH18B-064DB	H	0.709	2.520	3.937	2.603	1.603	1.000	1.000	6.000	1.039
C2A-RSA16-RFH18B-092DB	H	0.709	3.622	5.512	2.603	1.603	1.000	1.000	6.000	1.039
C2A-RSA16-RFH18B-132DB	H	0.709	5.197	9.055	2.603	1.603	1.000	1.000	6.000	1.039
C2A-RSA16-RFH18B-220DB	H	0.709	8.661	19.685	2.603	1.603	1.000	1.000	6.000	1.039
C2A-RSA16-RFH18B-300DB	H	0.709	11.811	31.496	2.603	1.603	1.000	1.000	6.000	1.039
C2A-RSA16-RFJ18B-040DB	J	0.709	1.575	2.756	2.603	1.603	1.000	1.000	6.000	1.039
C2A-RSA16-RFJ18B-060DB	J	0.709	2.362	3.740	2.603	1.603	1.000	1.000	6.000	1.039
C2A-RSA16-RFJ18B-085DB	J	0.709	3.346	5.118	2.603	1.603	1.000	1.000	6.000	1.039
C2A-RSA16-RFJ18B-120DB	J	0.709	4.724	7.087	2.603	1.603	1.000	1.000	6.000	1.039
C2A-RSA16-RFJ18B-175DB	J	0.709	6.890	19.685	2.603	1.603	1.000	1.000	6.000	1.039
C2A-RSA16-RFK18B-040DB	K	0.709	1.575	2.756	2.603	1.603	1.000	1.000	6.000	1.039
C2A-RSA16-RFK18B-058DB	K	0.709	2.283	3.400	2.603	1.603	1.000	1.000	6.000	1.039
C2A-RSA16-RFK18B-088DB	K	0.709	3.465	7.087	2.603	1.603	1.000	1.000	6.000	1.039
C2A-RSA16-RFK18B-168DB	K	0.709	6.614	15.748	2.603	1.603	1.000	1.000	6.000	1.039
C2A-RSA16-RFK18B-220DB	K	0.709	8.661	39.370	2.603	1.603	1.000	1.000	6.000	1.039
C2A-RSA16-RFL23B-075DB	L	0.906	2.953	5.906	2.785	1.785	1.000	1.000	6.000	1.063
C2A-RSA16-RFL23B-140DB	L	0.906	5.512	15.748	2.785	1.785	1.000	1.000	6.000	1.063
C2A-RSA20-RFL23B-075DB	L	0.906	2.953	5.906	3.035	1.785	1.250	1.250	6.000	1.309
C2A-RSA20-RFL23B-140DB	L	0.906	5.512	15.748	3.035	1.785	1.250	1.250	6.000	1.309

R = Right hand, L = Left hand



CoroCut® 2, shank tool for face grooving

Screw clamp design



Metric (mm)

Ordering code	SSC	CDX [mm]	DAXIN [mm]	DAXX [mm]	OHX [mm]	OHN [mm]	B [mm]	H [mm]	LF [mm]	WF [mm]
C2A-RS25-LGH18B-040DB	H	18.0	40.0	60.0	49.6	24.6	25.00	25.00	150.00	45.00
C2A-RS25-LGH18B-052DB	H	18.0	52.0	72.0	49.6	24.6	25.00	25.00	150.00	45.00
C2A-RS25-LGH18B-064DB	H	18.0	64.0	100.0	49.6	24.6	25.00	25.00	150.00	45.00
C2A-RS25-LGH18B-092DB	H	18.0	92.0	140.0	49.6	24.6	25.00	25.00	150.00	45.00
C2A-RS25-LGH18B-132DB	H	18.0	132.0	230.0	49.6	24.6	25.00	25.00	150.00	45.00
C2A-RS25-LGH18B-220DB	H	18.0	220.0	500.0	49.6	24.6	25.00	25.00	150.00	45.00
C2A-RS25-LGH18B-300DB	H	18.0	300.0	1100.0	49.6	24.6	25.00	25.00	150.00	45.00
C2A-RS25-LGK18B-058DB	K	18.0	58.0	100.0	51.6	26.6	25.00	25.00	150.00	45.00
C2A-RS25-LGK18B-088DB	K	18.0	88.0	180.0	51.6	26.6	25.00	25.00	150.00	45.00
C2A-RS25-LGK18B-168DB	K	18.0	168.0	400.0	51.6	26.6	25.00	25.00	150.00	45.00
C2A-RS25-LGL20B-050DB	L	20.0	50.0	80.0	52.6	27.6	25.00	25.00	150.00	47.00
C2A-RS25-LGL20B-075DB	L	20.0	75.0	150.0	52.6	27.6	25.00	25.00	150.00	47.00
C2A-RS25-LGL20B-140DB	L	20.0	140.0	400.0	52.6	27.6	25.00	25.00	150.00	47.00

R = Right hand, L = Left hand

Imperial (inch)

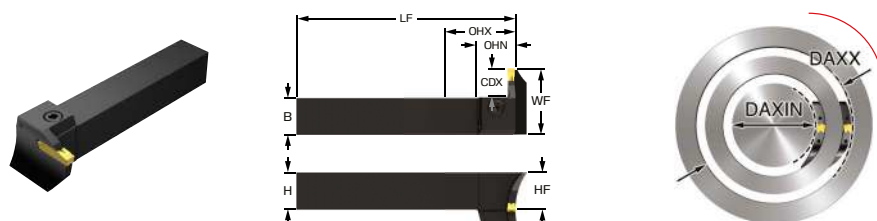
Ordering code	SSC	CDX [inch]	DAXIN [inch]	DAXX [inch]	OHX [inch]	OHN [inch]	B [inch]	H [inch]	LF [inch]	WF [inch]
C2A-RSA16-LGH18B-040DB	H	0.709	1.575	2.362	1.969	0.969	1.000	1.000	6.000	1.788
C2A-RSA16-LGH18B-052DB	H	0.709	2.047	2.835	1.969	0.969	1.000	1.000	6.000	1.788
C2A-RSA16-LGH18B-064DB	H	0.709	2.520	3.937	1.969	0.969	1.000	1.000	6.000	1.788
C2A-RSA16-LGH18B-092DB	H	0.709	3.622	5.512	1.969	0.969	1.000	1.000	6.000	1.788
C2A-RSA16-LGH18B-132DB	H	0.709	5.197	9.055	1.969	0.969	1.000	1.000	6.000	1.788
C2A-RSA16-LGH18B-220DB	H	0.709	8.661	19.685	1.969	0.969	1.000	1.000	6.000	1.788
C2A-RSA16-LGH18B-300DB	H	0.709	11.811	43.307	1.969	0.969	1.000	1.000	6.000	1.788
C2A-RSA16-LGK18B-058DB	K	0.709	2.283	3.937	2.047	1.047	1.000	1.000	6.000	1.788
C2A-RSA16-LGK18B-088DB	K	0.709	3.465	7.087	2.047	1.047	1.000	1.000	6.000	1.788
C2A-RSA16-LGK18B-168DB	K	0.709	6.614	15.748	2.047	1.047	1.000	1.000	6.000	1.788
C2A-RSA16-LGL20B-050DB	L	0.790	1.969	3.150	2.087	1.087	1.000	1.000	6.000	1.869
C2A-RSA16-LGL20B-075DB	L	0.790	2.953	5.906	2.087	1.087	1.000	1.000	6.000	1.869
C2A-RSA16-LGL20B-140DB	L	0.790	5.512	15.748	2.087	1.087	1.000	1.000	6.000	1.869

R = Right hand, L = Left hand



CoroCut® 2, shank tool for face grooving

Screw clamp design



Metric (mm)

Ordering code	SSC	CDX [mm]	DAXIN [mm]	DAXX [mm]	OHX [mm]	OHN [mm]	B [mm]	H [mm]	LF [mm]	WF [mm]
C2A-RS25-RGH18B-040DB	H	18.0	40.0	60.0	49.6	24.6	25.00	25.00	150.00	45.00
C2A-RS25-RGH18B-052DB	H	18.0	52.0	72.0	49.6	24.6	25.00	25.00	150.00	45.00
C2A-RS25-RGH18B-064DB	H	18.0	64.0	100.0	49.6	24.6	25.00	25.00	150.00	45.00
C2A-RS25-RGH18B-092DB	H	18.0	92.0	140.0	49.6	24.6	25.00	25.00	150.00	45.00
C2A-RS25-RGH18B-132DB	H	18.0	132.0	230.0	49.6	24.6	25.00	25.00	150.00	45.00
C2A-RS25-RGH18B-220DB	H	18.0	220.0	500.0	49.6	24.6	25.00	25.00	150.00	45.00
C2A-RS25-RGH18B-300DB	H	18.0	300.0	1100.0	49.6	24.6	25.00	25.00	150.00	45.00
C2A-RS25-RGK18B-058DB	K	18.0	58.0	100.0	51.6	26.6	25.00	25.00	150.00	45.00
C2A-RS25-RGK18B-088DB	K	18.0	88.0	180.0	51.6	26.6	25.00	25.00	150.00	45.00
C2A-RS25-RGK18B-168DB	K	18.0	168.0	400.0	51.6	26.6	25.00	25.00	150.00	45.00
C2A-RS25-RGL20B-050DB	L	20.0	50.0	80.0	52.6	27.6	25.00	25.00	150.00	47.00
C2A-RS25-RGL20B-075DB	L	20.0	75.0	150.0	52.6	27.6	25.00	25.00	150.00	47.00
C2A-RS25-RGL20B-140DB	L	20.0	140.0	400.0	52.6	27.6	25.00	25.00	150.00	47.00

R = Right hand, L = Left hand

Imperial (inch)

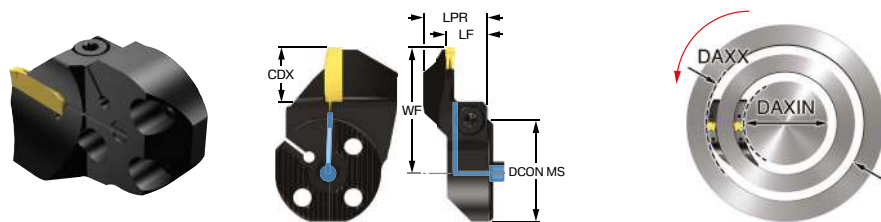
Ordering code	SSC	CDX [inch]	DAXIN [inch]	DAXX [inch]	OHX [inch]	OHN [inch]	B [inch]	H [inch]	LF [inch]	WF [inch]
C2A-RSA16-RGH18B-040DB	H	0.709	1.575	2.362	1.969	0.969	1.000	1.000	6.000	1.788
C2A-RSA16-RGH18B-052DB	H	0.709	2.047	2.835	1.969	0.969	1.000	1.000	6.000	1.788
C2A-RSA16-RGH18B-064DB	H	0.709	2.520	3.937	1.969	0.969	1.000	1.000	6.000	1.788
C2A-RSA16-RGH18B-092DB	H	0.709	3.622	5.512	1.969	0.969	1.000	1.000	6.000	1.788
C2A-RSA16-RGH18B-132DB	H	0.709	5.197	9.055	1.969	0.969	1.000	1.000	6.000	1.788
C2A-RSA16-RGH18B-220DB	H	0.709	8.661	19.685	1.969	0.969	1.000	1.000	6.000	1.788
C2A-RSA16-RGH18B-300DB	H	0.709	11.811	43.307	1.969	0.969	1.000	1.000	6.000	1.788
C2A-RSA16-RGK18B-058DB	K	0.709	2.283	3.937	2.047	1.047	1.000	1.000	6.000	1.788
C2A-RSA16-RGK18B-088DB	K	0.709	3.465	7.087	2.047	1.047	1.000	1.000	6.000	1.788
C2A-RSA16-RGK18B-168DB	K	0.709	6.614	15.748	2.047	1.047	1.000	1.000	6.000	1.788
C2A-RSA16-RGL20B-050DB	L	0.790	1.969	3.150	2.087	1.087	1.000	1.000	6.000	1.869
C2A-RSA16-RGL20B-075DB	L	0.790	2.953	5.906	2.087	1.087	1.000	1.000	6.000	1.869
C2A-RSA16-RGL20B-140DB	L	0.790	5.512	15.748	2.087	1.087	1.000	1.000	6.000	1.869

R = Right hand, L = Left hand



CoroCut® 2, cutting head for face grooving

Screw clamp design. CoroTurn® SL - internal coolant supply



Metric (mm)

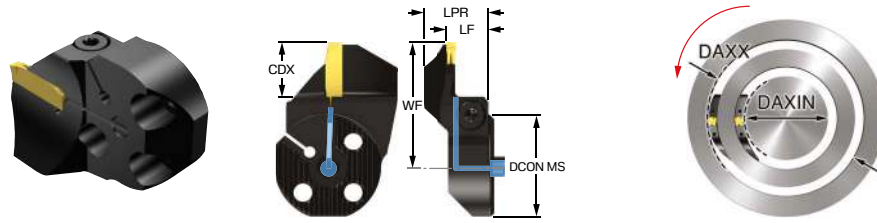
Ordering code	SSC	CDX [mm]	DAXIN [mm]	DAXX [mm]	OHX [mm]	DCON _{MS} [mm]	LF [mm]	WF [mm]	HF [mm]	CP [bar]
C2A-SL32-LGF12B-040GB	F	12.0	40.0	56.0	14.0	32.00	14.00	34.35	0.1	150
C2A-SL32-LGF12B-054GB	F	12.0	54.0	70.0	14.0	32.00	14.00	34.35	0.1	150
C2A-SL32-LGF15B-068GB	F	15.0	68.0	98.0	14.0	32.00	14.00	37.35	0.1	150
C2A-SL32-LGF15B-090GB	F	15.0	90.0	140.0	14.0	32.00	14.00	37.35	0.1	150
C2A-SL32-LGF15B-130GB	F	15.0	130.0	300.0	14.0	32.00	14.00	37.35	0.1	150
C2A-SL32-LGG12B-034GB	G	12.0	34.0	44.0	14.0	32.00	14.00	35.10	0.1	150
C2A-SL32-LGG15B-042GB	G	15.0	42.0	60.0	14.0	32.00	14.00	38.10	0.1	150
C2A-SL32-LGG15B-054GB	G	15.0	54.0	75.0	14.0	32.00	14.00	38.10	0.1	150
C2A-SL32-LGG18B-067GB	G	18.0	67.0	100.0	14.0	32.00	14.00	41.10	0.1	150
C2A-SL32-LGG18B-090GB	G	18.0	90.0	160.0	14.0	32.00	14.00	41.10	0.1	150
C2A-SL32-LGG18B-130GB	G	18.0	130.0	300.0	14.0	32.00	14.00	41.10	0.1	150
C2A-SL32-LGG18B-300GB	G	18.0	300.0	1000.0	14.0	32.00	14.00	41.10	0.1	150
C2A-SL32-LGH18B-040GB	H	18.0	40.0	60.0	18.0	32.00	18.00	41.10	0.1	150
C2A-SL32-LGH18B-052GB	H	18.0	52.0	72.0	18.0	32.00	18.00	41.10	0.1	150
C2A-SL32-LGH18B-064GB	H	18.0	64.0	100.0	18.0	32.00	18.00	41.10	0.1	150
C2A-SL32-LGH18B-092GB	H	18.0	92.0	140.0	18.0	32.00	18.00	41.10	0.1	150
C2A-SL32-LGH18B-132GB	H	18.0	132.0	230.0	18.0	32.00	18.00	41.10	0.1	150
C2A-SL32-LGH18B-220GB	H	18.0	220.0	500.0	18.0	32.00	18.00	41.10	0.1	150
C2A-SL32-LGH18B-300GB	H	18.0	300.0	800.0	18.0	32.00	18.00	41.10	0.1	150
C2A-SL32-LGJ18B-040GB	J	18.0	40.0	70.0	18.0	32.00	18.00	41.10	0.1	150
C2A-SL32-LGJ18B-060GB	J	18.0	60.0	95.0	18.0	32.00	18.00	41.10	0.1	150
C2A-SL32-LGJ18B-085GB	J	18.0	85.0	130.0	18.0	32.00	18.00	41.10	0.1	150
C2A-SL32-LGJ18B-120GB	J	18.0	120.0	180.0	18.0	32.00	18.00	41.10	0.1	150
C2A-SL32-LGJ18B-175GB	J	18.0	175.0	500.0	18.0	32.00	18.00	41.10	0.1	150
C2A-SL32-LGJ18B-180GB	J	18.0	180.0	980.0	18.0	32.00	18.00	41.10	0.1	150
C2A-SL32-LGK18B-040GB	K	18.0	40.0	70.0	18.0	32.00	18.00	41.10	0.1	150

R = Right hand, L = Left hand



CoroCut® 2, cutting head for face grooving

Screw clamp design. CoroTurn® SL - internal coolant supply



Metric (mm)

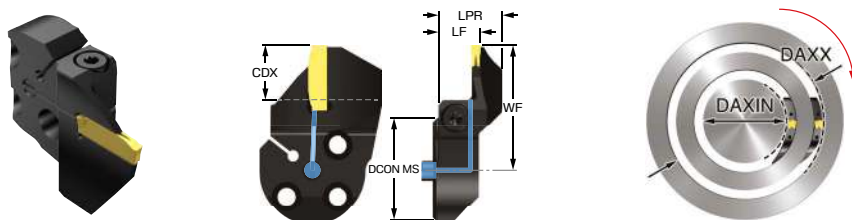
Ordering code	SSC	CDX [mm]	DAXIN [mm]	DAXX [mm]	OHX [mm]	DCON _{MS} [mm]	LF [mm]	WF [mm]	HF [mm]	CP [bar]
C2A-SL32-LGK18B-058GB	K	18.0	58.0	100.0	18.0	32.00	18.00	41.10	0.1	150
C2A-SL32-LGK18B-088GB	K	18.0	88.0	180.0	18.0	32.00	18.00	41.10	0.1	150
C2A-SL32-LGK18B-168GB	K	18.0	168.0	400.0	18.0	32.00	18.00	41.10	0.1	150
C2A-SL32-LGK18B-220GB	K	18.0	220.0	1000.0	18.0	32.00	18.00	41.10	0.1	150
C2A-SL40-LGH18B-040GB	H	18.0	40.0	60.0	18.0	40.00	18.00	45.10	0.1	150
C2A-SL40-LGH18B-052GB	H	18.0	52.0	72.0	18.0	40.00	18.00	45.10	0.1	150
C2A-SL40-LGH18B-064GB	H	18.0	64.0	100.0	18.0	40.00	18.00	45.10	0.1	150
C2A-SL40-LGH18B-092GB	H	18.0	92.0	140.0	18.0	40.00	18.00	45.10	0.1	150
C2A-SL40-LGH18B-132GB	H	18.0	132.0	230.0	18.0	40.00	18.00	45.10	0.1	150
C2A-SL40-LGH18B-220GB	H	18.0	220.0	500.0	18.0	40.00	18.00	45.10	0.1	150
C2A-SL40-LGH18B-300GB	H	18.0	300.0	800.0	18.0	40.00	18.00	45.10	0.1	150
C2A-SL40-LGJ18B-040GB	J	18.0	40.0	70.0	18.0	40.00	18.00	45.10	0.1	150
C2A-SL40-LGJ18B-060GB	J	18.0	60.0	95.0	18.0	40.00	18.00	45.10	0.1	150
C2A-SL40-LGJ18B-085GB	J	18.0	85.0	130.0	18.0	40.00	18.00	45.10	0.1	150
C2A-SL40-LGJ18B-120GB	J	18.0	120.0	180.0	18.0	40.00	18.00	45.10	0.1	150
C2A-SL40-LGJ18B-175GB	J	18.0	175.0	500.0	18.0	40.00	18.00	45.10	0.1	150
C2A-SL40-LGJ18B-180GB	J	18.0	180.0	980.0	18.0	40.00	18.00	45.10	0.1	150
C2A-SL40-LGK18B-040GB	K	18.0	40.0	70.0	18.0	40.00	18.00	45.10	0.1	150
C2A-SL40-LGK18B-058GB	K	18.0	58.0	100.0	18.0	40.00	18.00	45.10	0.1	150
C2A-SL40-LGK18B-088GB	K	18.0	88.0	180.0	18.0	40.00	18.00	45.10	0.1	150
C2A-SL40-LGK18B-168GB	K	18.0	168.0	400.0	18.0	40.00	18.00	45.10	0.1	150
C2A-SL40-LGK18B-220GB	K	18.0	220.0	1000.0	18.0	40.00	18.00	45.10	0.1	150

R = Right hand, L = Left hand



CoroCut® 2, cutting head for face grooving

Screw clamp design. CoroTurn® SL - internal coolant supply



Metric (mm)

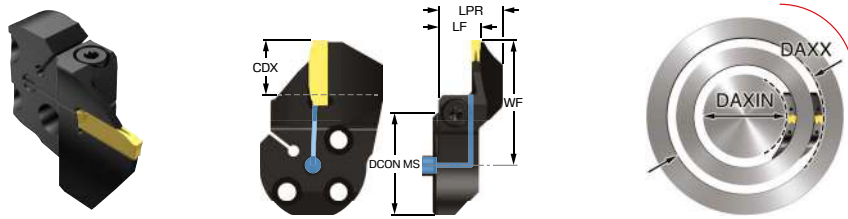
Ordering code	SSC	CDX [mm]	DAXIN [mm]	DAXX [mm]	OHX [mm]	DCON _{MS} [mm]	LF [mm]	WF [mm]	HF [mm]	CP [bar]
C2A-SL32-RGF12B-040GB	F	12.0	40.0	56.0	14.0	32.00	14.00	34.35	0.1	150
C2A-SL32-RGF12B-054GB	F	12.0	54.0	70.0	14.0	32.00	14.00	34.35	0.1	150
C2A-SL32-RGF15B-068GB	F	15.0	68.0	98.0	14.0	32.00	14.00	37.35	0.1	150
C2A-SL32-RGF15B-090GB	F	15.0	90.0	140.0	14.0	32.00	14.00	37.35	0.1	150
C2A-SL32-RGF15B-130GB	F	15.0	130.0	300.0	14.0	32.00	14.00	37.35	0.1	150
C2A-SL32-RGG12B-034GB	G	12.0	34.0	44.0	14.0	32.00	14.00	35.10	0.1	150
C2A-SL32-RGG15B-042GB	G	15.0	42.0	60.0	14.0	32.00	14.00	38.10	0.1	150
C2A-SL32-RGG15B-054GB	G	15.0	54.0	75.0	14.0	32.00	14.00	38.10	0.1	150
C2A-SL32-RGG18B-067GB	G	18.0	67.0	100.0	14.0	32.00	14.00	41.10	0.1	150
C2A-SL32-RGG18B-090GB	G	18.0	90.0	160.0	14.0	32.00	14.00	41.10	0.1	150
C2A-SL32-RGG18B-130GB	G	18.0	130.0	300.0	14.0	32.00	14.00	41.10	0.1	150
C2A-SL32-RGG18B-300GB	G	18.0	300.0	1000.0	14.0	32.00	14.00	41.10	0.1	150
C2A-SL32-RGH18B-040GB	H	18.0	40.0	60.0	18.0	32.00	18.00	41.10	0.1	150
C2A-SL32-RGH18B-052GB	H	18.0	52.0	72.0	18.0	32.00	18.00	41.10	0.1	150
C2A-SL32-RGH18B-064GB	H	18.0	64.0	100.0	18.0	32.00	18.00	41.10	0.1	150
C2A-SL32-RGH18B-092GB	H	18.0	92.0	140.0	18.0	32.00	18.00	41.10	0.1	150
C2A-SL32-RGH18B-132GB	H	18.0	132.0	230.0	18.0	32.00	18.00	41.10	0.1	150
C2A-SL32-RGH18B-220GB	H	18.0	220.0	500.0	18.0	32.00	18.00	41.10	0.1	150
C2A-SL32-RGH18B-300GB	H	18.0	300.0	800.0	18.0	32.00	18.00	41.10	0.1	150
C2A-SL32-RGJ18B-040GB	J	18.0	40.0	70.0	18.0	32.00	18.00	41.10	0.1	150
C2A-SL32-RGJ18B-060GB	J	18.0	60.0	95.0	18.0	32.00	18.00	41.10	0.1	150
C2A-SL32-RGJ18B-085GB	J	18.0	85.0	130.0	18.0	32.00	18.00	41.10	0.1	150
C2A-SL32-RGJ18B-120GB	J	18.0	120.0	180.0	18.0	32.00	18.00	41.10	0.1	150
C2A-SL32-RGJ18B-175GB	J	18.0	175.0	500.0	18.0	32.00	18.00	41.10	0.1	150
C2A-SL32-RGJ18B-180GB	J	18.0	180.0	980.0	18.0	32.00	18.00	41.10	0.1	150
C2A-SL32-RGK18B-040GB	K	18.0	40.0	70.0	18.0	32.00	18.00	41.10	0.1	150

R = Right hand, L = Left hand



CoroCut® 2, cutting head for face grooving

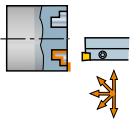
Screw clamp design. CoroTurn® SL - internal coolant supply



Metric (mm)

Ordering code	SSC	CDX [mm]	DAXIN [mm]	DAXX [mm]	OHX [mm]	DCON _{MS} [mm]	LF [mm]	WF [mm]	HF [mm]	CP [bar]
C2A-SL32-RGK18B-058GB	K	18.0	58.0	100.0	18.0	32.00	18.00	41.10	0.1	150
C2A-SL32-RGK18B-088GB	K	18.0	88.0	180.0	18.0	32.00	18.00	41.10	0.1	150
C2A-SL32-RGK18B-168GB	K	18.0	168.0	400.0	18.0	32.00	18.00	41.10	0.1	150
C2A-SL32-RGK18B-220GB	K	18.0	220.0	1000.0	18.0	32.00	18.00	41.10	0.1	150
C2A-SL40-RGH18B-040GB	H	18.0	40.0	60.0	18.0	40.00	18.00	45.10	0.1	150
C2A-SL40-RGH18B-052GB	H	18.0	52.0	72.0	18.0	40.00	18.00	45.10	0.1	150
C2A-SL40-RGH18B-064GB	H	18.0	64.0	100.0	18.0	40.00	18.00	45.10	0.1	150
C2A-SL40-RGH18B-092GB	H	18.0	92.0	140.0	18.0	40.00	18.00	45.10	0.1	150
C2A-SL40-RGH18B-132GB	H	18.0	132.0	230.0	18.0	40.00	18.00	45.10	0.1	150
C2A-SL40-RGH18B-220GB	H	18.0	220.0	500.0	18.0	40.00	18.00	45.10	0.1	150
C2A-SL40-RGH18B-300GB	H	18.0	300.0	800.0	18.0	40.00	18.00	45.10	0.1	150
C2A-SL40-RGJ18B-040GB	J	18.0	40.0	70.0	18.0	40.00	18.00	45.10	0.1	150
C2A-SL40-RGJ18B-060GB	J	18.0	60.0	95.0	18.0	40.00	18.00	45.10	0.1	150
C2A-SL40-RGJ18B-085GB	J	18.0	85.0	130.0	18.0	40.00	18.00	45.10	0.1	150
C2A-SL40-RGJ18B-120GB	J	18.0	120.0	180.0	18.0	40.00	18.00	45.10	0.1	150
C2A-SL40-RGJ18B-175GB	J	18.0	175.0	500.0	18.0	40.00	18.00	45.10	0.1	150
C2A-SL40-RGJ18B-180GB	J	18.0	180.0	980.0	18.0	40.00	18.00	45.10	0.1	150
C2A-SL40-RGK18B-040GB	K	18.0	40.0	70.0	18.0	40.00	18.00	45.10	0.1	150
C2A-SL40-RGK18B-058GB	K	18.0	58.0	100.0	18.0	40.00	18.00	45.10	0.1	150
C2A-SL40-RGK18B-088GB	K	18.0	88.0	180.0	18.0	40.00	18.00	45.10	0.1	150
C2A-SL40-RGK18B-168GB	K	18.0	168.0	400.0	18.0	40.00	18.00	45.10	0.1	150
C2A-SL40-RGK18B-220GB	K	18.0	220.0	1000.0	18.0	40.00	18.00	45.10	0.1	150

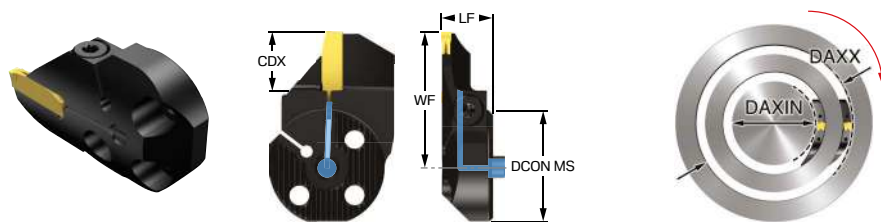
R = Right hand, L = Left hand





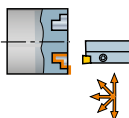
CoroCut® 2, cutting head for face grooving

Screw clamp design. CoroTurn® SL - internal coolant supply



Metric (mm)

Ordering code	SSC	CDX [mm]	DAXIN [mm]	DAXX [mm]	OHX [mm]	DCON _{MS} [mm]	LF [mm]	WF [mm]	HF [mm]	CP [bar]
C2A-SL32-LGF12A-040GB	F	12.0	40.0	56.0	14.0	32.00	14.00	34.35	0.1	150
C2A-SL32-LGF12A-054GB	F	12.0	54.0	70.0	14.0	32.00	14.00	34.35	0.1	150
C2A-SL32-LGF15A-068GB	F	15.0	68.0	98.0	14.0	32.00	14.00	37.35	0.1	150
C2A-SL32-LGF15A-090GB	F	15.0	90.0	140.0	14.0	32.00	14.00	37.35	0.1	150
C2A-SL32-LGF15A-130GB	F	15.0	130.0	300.0	14.0	32.00	14.00	37.35	0.1	150
C2A-SL32-LGG12A-034GB	G	12.0	34.0	44.0	14.0	32.00	14.00	35.10	0.1	150
C2A-SL32-LGG15A-042GB	G	15.0	42.0	60.0	14.0	32.00	14.00	38.10	0.1	150
C2A-SL32-LGG15A-054GB	G	15.0	54.0	75.0	14.0	32.00	14.00	38.10	0.1	150
C2A-SL32-LGG18A-067GB	G	18.0	67.0	100.0	14.0	32.00	14.00	41.10	0.1	150
C2A-SL32-LGG18A-090GB	G	18.0	90.0	160.0	14.0	32.00	14.00	41.10	0.1	150
C2A-SL32-LGG18A-130GB	G	18.0	130.0	300.0	14.0	32.00	14.00	41.10	0.1	150
C2A-SL32-LGG18A-300GB	G	18.0	300.0	1000.0	14.0	32.00	14.00	41.10	0.1	150
C2A-SL32-LGH18A-040GB	H	18.0	40.0	60.0	18.0	32.00	18.00	41.10	0.1	150
C2A-SL32-LGH18A-052GB	H	18.0	52.0	72.0	18.0	32.00	18.00	41.10	0.1	150
C2A-SL32-LGH18A-064GB	H	18.0	64.0	100.0	18.0	32.00	18.00	41.10	0.1	150
C2A-SL32-LGH18A-092GB	H	18.0	92.0	140.0	18.0	32.00	18.00	41.10	0.1	150
C2A-SL32-LGH18A-132GB	H	18.0	132.0	230.0	18.0	32.00	18.00	41.10	0.1	150
C2A-SL32-LGH18A-220GB	H	18.0	220.0	500.0	18.0	32.00	18.00	41.10	0.1	150
C2A-SL32-LGH18A-300GB	H	18.0	300.0	800.0	18.0	32.00	18.00	41.10	0.1	150
C2A-SL32-LGJ18A-040GB	J	18.0	40.0	70.0	18.0	32.00	18.00	41.10	0.1	150
C2A-SL32-LGJ18A-060GB	J	18.0	60.0	95.0	18.0	32.00	18.00	41.10	0.1	150
C2A-SL32-LGJ18A-085GB	J	18.0	85.0	130.0	18.0	32.00	18.00	41.10	0.1	150
C2A-SL32-LGJ18A-120GB	J	18.0	120.0	180.0	18.0	32.00	18.00	41.10	0.1	150
C2A-SL32-LGJ18A-175GB	J	18.0	175.0	500.0	18.0	32.00	18.00	41.10	0.1	150
C2A-SL32-LGJ18A-180GB	J	18.0	180.0	980.0	18.0	32.00	18.00	41.10	0.1	150
C2A-SL32-LGK18A-040GB	K	18.0	40.0	70.0	18.0	32.00	18.00	41.10	0.1	150

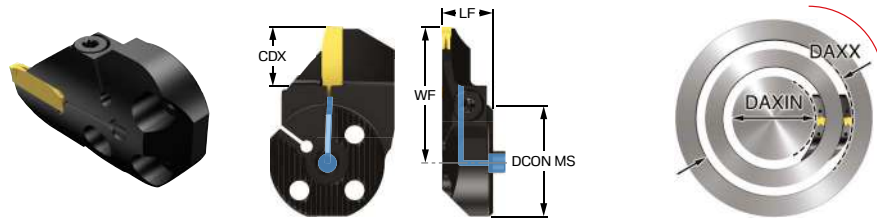


R = Right hand, L = Left hand



CoroCut® 2, cutting head for face grooving

Screw clamp design. CoroTurn® SL - internal coolant supply



Metric (mm)

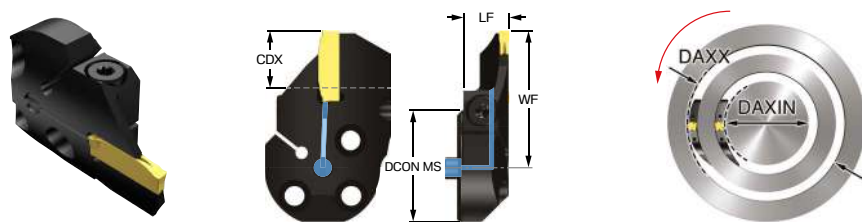
Ordering code	SSC	CDX [mm]	DAXIN [mm]	DAXX [mm]	OHX [mm]	DCON _{MS} [mm]	LF [mm]	WF [mm]	HF [mm]	CP [bar]
C2A-SL32-LGK18A-058GB	K	18.0	58.0	100.0	18.0	32.00	18.00	41.10	0.1	150
C2A-SL32-LGK18A-088GB	K	18.0	88.0	180.0	18.0	32.00	18.00	41.10	0.1	150
C2A-SL32-LGK18A-220GB	K	18.0	220.0	1000.0	18.0	32.00	18.00	41.10	0.1	150
C2A-SL32-RGK18A-040GB	K	18.0	40.0	70.0	18.0	32.00	18.00	41.10	0.1	150
C2A-SL32-RGK18A-058GB	K	18.0	58.0	100.0	18.0	32.00	18.00	41.10	0.1	150
C2A-SL40-LGH18A-040GB	H	18.0	40.0	60.0	18.0	40.00	18.00	45.10	0.1	150
C2A-SL40-LGH18A-052GB	H	18.0	52.0	72.0	18.0	40.00	18.00	45.10	0.1	150
C2A-SL40-LGH18A-064GB	H	18.0	64.0	100.0	18.0	40.00	18.00	45.10	0.1	150
C2A-SL40-LGH18A-092GB	H	18.0	92.0	140.0	18.0	40.00	18.00	45.10	0.1	150
C2A-SL40-LGH18A-132GB	H	18.0	132.0	230.0	18.0	40.00	18.00	45.10	0.1	150
C2A-SL40-LGH18A-220GB	H	18.0	220.0	500.0	18.0	40.00	18.00	45.10	0.1	150
C2A-SL40-LGH18A-300GB	H	18.0	300.0	800.0	18.0	40.00	18.00	45.10	0.1	150
C2A-SL40-LGJ18A-040GB	J	18.0	40.0	70.0	18.0	40.00	18.00	45.10	0.1	150
C2A-SL40-LGJ18A-060GB	J	18.0	60.0	95.0	18.0	40.00	18.00	45.10	0.1	150
C2A-SL40-LGJ18A-085GB	J	18.0	85.0	130.0	18.0	40.00	18.00	45.10	0.1	150
C2A-SL40-LGJ18A-120GB	J	18.0	120.0	180.0	18.0	40.00	18.00	45.10	0.1	150
C2A-SL40-LGJ18A-175GB	J	18.0	175.0	500.0	18.0	40.00	18.00	45.10	0.1	150
C2A-SL40-LGJ18A-180GB	J	18.0	180.0	980.0	18.0	40.00	18.00	45.10	0.1	150
C2A-SL40-LGK18A-058GB	K	18.0	58.0	100.0	18.0	40.00	18.00	45.10	0.1	150
C2A-SL40-LGK18A-088GB	K	18.0	88.0	180.0	18.0	40.00	18.00	45.10	0.1	150
C2A-SL40-LGK18A-168GB	K	18.0	168.0	400.0	18.0	40.00	18.00	45.10	0.1	150
C2A-SL40-LGK18A-220GB	K	18.0	220.0	1000.0	18.0	40.00	18.00	45.10	0.1	150

R = Right hand, L = Left hand



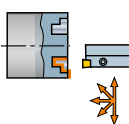
CoroCut® 2, cutting head for face grooving

Screw clamp design. CoroTurn® SL - internal coolant supply



Metric (mm)

Ordering code	SSC	CDX [mm]	DAXIN [mm]	DAXX [mm]	OHX [mm]	DCON _{MS} [mm]	LF [mm]	WF [mm]	HF [mm]	CP [bar]
C2A-SL32-LGK18A-168GB	K	18.0	168.0	400.0	18.0	32.00	18.00	41.10	0.1	150
C2A-SL32-RGF12A-040GB	F	12.0	40.0	56.0	14.0	32.00	14.00	34.35	0.1	150
C2A-SL32-RGF12A-054GB	F	12.0	54.0	70.0	14.0	32.00	14.00	34.35	0.1	150
C2A-SL32-RGF15A-068GB	F	15.0	68.0	98.0	14.0	32.00	14.00	37.35	0.1	150
C2A-SL32-RGF15A-090GB	F	15.0	90.0	140.0	14.0	32.00	14.00	37.35	0.1	150
C2A-SL32-RGF15A-130GB	F	15.0	130.0	300.0	14.0	32.00	14.00	37.35	0.1	150
C2A-SL32-RGG12A-034GB	G	12.0	34.0	44.0	14.0	32.00	14.00	35.10	0.1	150
C2A-SL32-RGG15A-042GB	G	15.0	42.0	60.0	14.0	32.00	14.00	38.10	0.1	150
C2A-SL32-RGG15A-054GB	G	15.0	54.0	75.0	14.0	32.00	14.00	38.10	0.1	150
C2A-SL32-RGG18A-067GB	G	18.0	67.0	100.0	14.0	32.00	14.00	41.10	0.1	150
C2A-SL32-RGG18A-090GB	G	18.0	90.0	160.0	14.0	32.00	14.00	41.10	0.1	150
C2A-SL32-RGG18A-130GB	G	18.0	130.0	300.0	14.0	32.00	14.00	41.10	0.1	150
C2A-SL32-RGG18A-300GB	G	18.0	300.0	1000.0	14.0	32.00	14.00	41.10	0.1	150
C2A-SL32-RGH18A-040GB	H	18.0	40.0	60.0	18.0	32.00	18.00	41.10	0.1	150
C2A-SL32-RGH18A-052GB	H	18.0	52.0	72.0	18.0	32.00	18.00	41.10	0.1	150
C2A-SL32-RGH18A-064GB	H	18.0	64.0	100.0	18.0	32.00	18.00	41.10	0.1	150
C2A-SL32-RGH18A-092GB	H	18.0	92.0	140.0	18.0	32.00	18.00	41.10	0.1	150
C2A-SL32-RGH18A-132GB	H	18.0	132.0	230.0	18.0	32.00	18.00	41.10	0.1	150
C2A-SL32-RGH18A-220GB	H	18.0	220.0	500.0	18.0	32.00	18.00	41.10	0.1	150
C2A-SL32-RGH18A-300GB	H	18.0	300.0	800.0	18.0	32.00	18.00	41.10	0.1	150
C2A-SL32-RGJ18A-040GB	J	18.0	40.0	70.0	18.0	32.00	18.00	41.10	0.1	150
C2A-SL32-RGJ18A-060GB	J	18.0	60.0	95.0	18.0	32.00	18.00	41.10	0.1	150
C2A-SL32-RGJ18A-085GB	J	18.0	85.0	130.0	18.0	32.00	18.00	41.10	0.1	150
C2A-SL32-RGJ18A-120GB	J	18.0	120.0	180.0	18.0	32.00	18.00	41.10	0.1	150
C2A-SL32-RGJ18A-175GB	J	18.0	175.0	500.0	18.0	32.00	18.00	41.10	0.1	150
C2A-SL32-RGJ18A-180GB	J	18.0	180.0	980.0	18.0	32.00	18.00	41.10	0.1	150

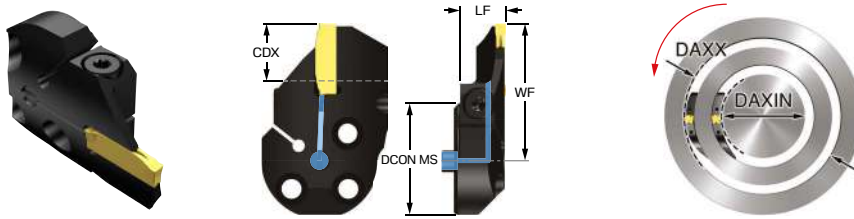


R = Right hand, L = Left hand



CoroCut® 2, cutting head for face grooving

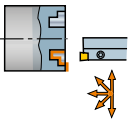
Screw clamp design. CoroTurn® SL - internal coolant supply



Metric (mm)

Ordering code	SSC	CDX [mm]	DAXIN [mm]	DAXX [mm]	OHX [mm]	DCON _{MS} [mm]	LF [mm]	WF [mm]	HF [mm]	CP [bar]
C2A-SL32-RGK18A-088GB	K	18.0	88.0	180.0	18.0	32.00	18.00	41.10	0.1	150
C2A-SL32-RGK18A-168GB	K	18.0	168.0	400.0	18.0	32.00	18.00	41.10	0.1	150
C2A-SL32-RGK18A-220GB	K	18.0	220.0	1000.0	18.0	32.00	18.00	41.10	0.1	150
C2A-SL40-LGK18A-040GB	K	18.0	40.0	70.0	18.0	40.00	18.00	45.10	0.1	150
C2A-SL40-RGH18A-040GB	H	18.0	40.0	60.0	18.0	40.00	18.00	45.10	0.1	150
C2A-SL40-RGH18A-052GB	H	18.0	52.0	72.0	18.0	40.00	18.00	45.10	0.1	150
C2A-SL40-RGH18A-064GB	H	18.0	64.0	100.0	18.0	40.00	18.00	45.10	0.1	150
C2A-SL40-RGH18A-092GB	H	18.0	92.0	140.0	18.0	40.00	18.00	45.10	0.1	150
C2A-SL40-RGH18A-132GB	H	18.0	132.0	230.0	18.0	40.00	18.00	45.10	0.1	150
C2A-SL40-RGH18A-220GB	H	18.0	220.0	500.0	18.0	40.00	18.00	45.10	0.1	150
C2A-SL40-RGH18A-300GB	H	18.0	300.0	800.0	18.0	40.00	18.00	45.10	0.1	150
C2A-SL40-RGJ18A-040GB	J	18.0	40.0	70.0	18.0	40.00	18.00	45.10	0.1	150
C2A-SL40-RGJ18A-060GB	J	18.0	60.0	95.0	18.0	40.00	18.00	45.10	0.1	150
C2A-SL40-RGJ18A-085GB	J	18.0	85.0	130.0	18.0	40.00	18.00	45.10	0.1	150
C2A-SL40-RGJ18A-120GB	J	18.0	120.0	180.0	18.0	40.00	18.00	45.10	0.1	150
C2A-SL40-RGJ18A-175GB	J	18.0	175.0	500.0	18.0	40.00	18.00	45.10	0.1	150
C2A-SL40-RGJ18A-180GB	J	18.0	180.0	980.0	18.0	40.00	18.00	45.10	0.1	150
C2A-SL40-RGK18A-040GB	K	18.0	40.0	70.0	18.0	40.00	18.00	45.10	0.1	150
C2A-SL40-RGK18A-058GB	K	18.0	58.0	100.0	18.0	40.00	18.00	45.10	0.1	150
C2A-SL40-RGK18A-088GB	K	18.0	88.0	180.0	18.0	40.00	18.00	45.10	0.1	150
C2A-SL40-RGK18A-168GB	K	18.0	168.0	400.0	18.0	40.00	18.00	45.10	0.1	150
C2A-SL40-RGK18A-220GB	K	18.0	220.0	1000.0	18.0	40.00	18.00	45.10	0.1	150

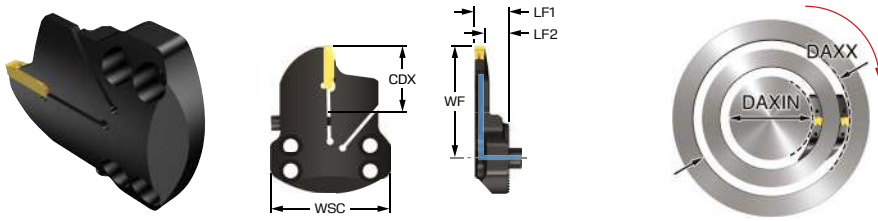
R = Right hand, L = Left hand





CoroCut® 2, cutting head for face grooving

Screw clamp design. CoroTurn® SL70 - precision coolant supply



Metric (mm)

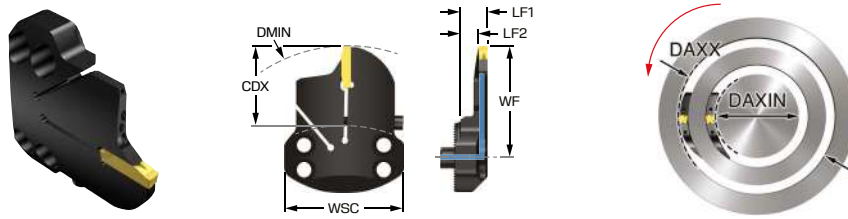
	Ordering code	SSC	CDX [mm]	DAXIN [mm]	DAXX [mm]	OHX [mm]	LF [mm]	WF [mm]	HF [mm]	WSC [mm]	CP [bar]
	C2A-SL70-LGH40A-290AB	H	40.0	290.0	500.0	15.0	17.00	66.00	0.1	70.0	80
	C2A-SL70-LGJ40A-290AB	J	40.0	290.0	500.0	15.0	17.50	66.00	0.1	70.0	80
	C2A-SL70-LGK40A-168AB	K	40.0	168.0	300.0	17.0	20.00	66.00	0.1	70.0	80
	C2A-SL70-LGK40A-288AB	K	40.0	288.0	500.0	15.0	18.00	66.00	0.1	70.0	80

R = Right hand. L = Left hand



CoroCut® 2, cutting head for face grooving

Screw clamp design. CoroTurn® SL70 - precision coolant supply



Metric (mm)

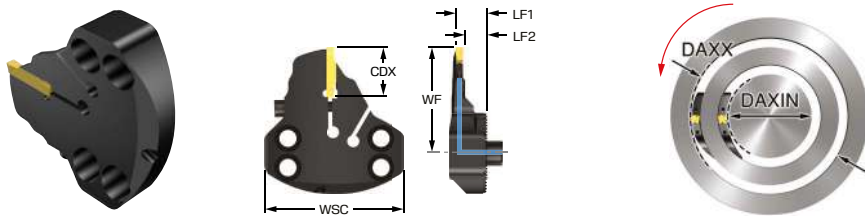
	Ordering code	SSC	CDX [mm]	DAXIN [mm]	DAXX [mm]	OHX [mm]	LF [mm]	WF [mm]	HF [mm]	WSC [mm]	CP [bar]
	C2A-SL70-RGH40A-290AB	H	40.0	290.0	500.0	15.0	17.00	66.00	0.1	70.0	80
	C2A-SL70-RGJ40A-290AB	J	40.0	290.0	500.0	15.0	17.50	66.00	0.1	70.0	80
	C2A-SL70-RGK40A-168AB	K	40.0	168.0	300.0	17.0	20.00	66.00	0.1	70.0	80
	C2A-SL70-RGK40A-288AB	K	40.0	288.0	500.0	15.0	18.00	66.00	0.1	70.0	80

R = Right hand. L = Left hand



CoroCut® 2, cutting head for face grooving

Screw clamp design. CoroTurn® SL70 - precision coolant supply



Metric (mm)

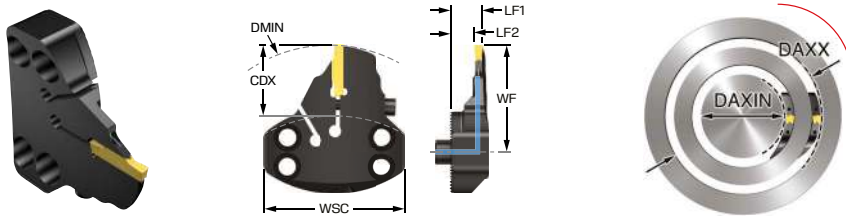
	Ordering code	SSC	CDX [mm]	DAXIN [mm]	DAXX [mm]	OHX [mm]	LF [mm]	WF [mm]	HF [mm]	WSC [mm]	CP [bar]
	C2A-SL70-LGH15B-080AB	H	15.0	80.0	130.0	13.0	15.00	53.00	0.1	70.0	80
	C2A-SL70-LGH15B-120AB	H	15.0	120.0	200.0	13.0	15.00	53.00	0.1	70.0	80
	C2A-SL70-LGH15B-190AB	H	15.0	190.0	300.0	13.0	15.00	53.00	0.1	70.0	80
	C2A-SL70-LGH40B-290AB	H	40.0	290.0	500.0	15.0	17.00	66.00	0.1	70.0	80
	C2A-SL70-LGJ40B-290AB	J	40.0	290.0	500.0	15.0	17.50	66.00	0.1	70.0	80
	C2A-SL70-LGK40B-168AB	K	40.0	168.0	300.0	15.0	18.00	66.00	0.1	70.0	80
	C2A-SL70-LGK40B-288AB	K	40.0	288.0	500.0	15.0	18.00	66.00	0.1	70.0	80

R = Right hand, L = Left hand



CoroCut® 2, cutting head for face grooving

Screw clamp design. CoroTurn® SL70 - precision coolant supply



Metric (mm)

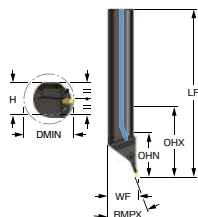
	Ordering code	SSC	CDX [mm]	DAXIN [mm]	DAXX [mm]	OHX [mm]	LF [mm]	WF [mm]	HF [mm]	WSC [mm]	CP [bar]
	C2A-SL70-RGH15B-080AB	H	15.0	80.0	130.0	13.0	15.00	53.00	0.1	70.0	80
	C2A-SL70-RGH15B-120AB	H	15.0	120.0	200.0	13.0	15.00	53.00	0.1	70.0	80
	C2A-SL70-RGH15B-190AB	H	15.0	190.0	300.0	13.0	15.00	53.00	0.1	70.0	80
	C2A-SL70-RGH40B-290AB	H	40.0	290.0	500.0	15.0	17.00	66.00	0.1	70.0	80
	C2A-SL70-RGJ40B-290AB	J	40.0	290.0	500.0	15.0	17.50	66.00	0.1	70.0	80
	C2A-SL70-RGK40B-168AB	K	40.0	168.0	300.0	15.0	18.00	66.00	0.1	70.0	80
	C2A-SL70-RGK40B-288AB	K	40.0	288.0	500.0	15.0	18.00	66.00	0.1	70.0	80

R = Right hand, L = Left hand



CoroCut® 2, boring bar for profiling

Screw clamp design



Metric (mm)

	Ordering code	SSC	CDX [mm]	DMIN ₁ [mm]	RMPX [deg]	OHX [mm]	OHN [mm]	DCON _{MS} [mm]	H [mm]	LF [mm]	WF [mm]
	C2T-CF40-LX20J25GB	J	25.0	63.5	20.00	160.0	55.0	40.00	37.00	254.00	26.00
	C2T-CF40-LX20L25GB	L	25.0	63.5	20.00	160.0	55.0	40.00	37.00	254.00	26.00
	C2T-CF40-RX20J25GB	J	25.0	63.5	20.00	160.0	55.0	40.00	37.00	254.00	26.00
	C2T-CF40-RX20L25GB	L	25.0	63.5	20.00	160.0	55.0	40.00	37.00	254.00	26.00

R = Right hand, L = Left hand

Imperial (inch)

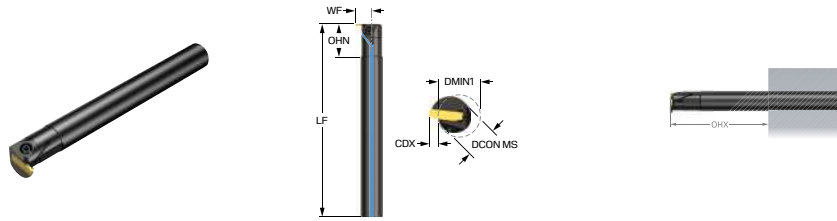
	Ordering code	SSC	CDX [inch]	DMIN ₁ [inch]	RMPX [deg]	OHX [inch]	OHN [inch]	DCON _{MS} [inch]	H [inch]	LF [inch]	WF [inch]
	C2T-CFA24-LX20J25GB	J	0.984	2.52	20.00	6.000	2.165	1.500	1.374	10.000	1.000
	C2T-CFA24-LX20L25GB	L	0.984	2.52	20.00	6.000	2.165	1.500	1.374	10.000	1.000
	C2T-CFA24-RX20J25GB	J	0.984	2.52	20.00	6.000	2.165	1.500	1.374	10.000	1.000
	C2T-CFA24-RX20L25GB	L	0.984	2.52	20.00	6.000	2.165	1.500	1.374	10.000	1.000

R = Right hand, L = Left hand



CoroCut® 2, boring bar for internal grooving

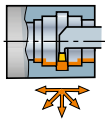
Screw clamp design



Metric (mm)

Ordering code	SSC	CDX [mm]	DMIN ₁ [mm]	OHX [mm]	OHN [mm]	DCON _{MS} [mm]	Lf [mm]	WF [mm]	CP [bar]	TQ [Nm]
C2R-CE16-LD04GB	D	4.5	25.0	64.0	25.0	16.00	150.00	12.50	150	3.0
C2R-CE16-RD04GB	D	4.5	25.0	64.0	25.0	16.00	150.00	12.50	150	3.0
C2R-CE20-LD05GB	D	5.0	32.0	80.0	30.0	20.00	180.00	15.25	150	3.0
C2R-CE20-LE05GB	E	5.0	32.0	80.0	30.0	20.00	180.00	15.25	150	3.5
C2R-CE20-LG06GB	G	6.0	32.0	80.0	30.0	20.00	180.00	15.25	150	4.0
C2R-CE20-RD05GB	D	5.0	32.0	80.0	30.0	20.00	180.00	15.25	150	3.0
C2R-CE20-RE05GB	E	5.0	32.0	80.0	30.0	20.00	180.00	15.25	150	3.5
C2R-CE20-RG06GB	G	6.0	32.0	80.0	30.0	20.00	180.00	15.25	150	4.0
C2R-CE25-LE07GB	E	7.0	32.0	100.0	35.0	25.00	200.00	19.75	150	3.5
C2R-CE25-LG07GB	G	7.0	32.0	100.0	35.0	25.00	200.00	19.75	150	4.0
C2R-CE25-LH07GB	H	7.0	32.0	100.0	35.0	25.00	200.00	19.25	150	4.5
C2R-CE25-LJ08GB	J	8.0	32.0	100.0	35.0	25.00	200.00	19.75	150	5.0
C2R-CE25-RE07GB	E	7.0	32.0	100.0	35.0	25.00	200.00	19.75	150	3.5
C2R-CE25-RG07GB	G	7.0	32.0	100.0	35.0	25.00	200.00	19.75	150	4.0
C2R-CE25-RH07GB	H	7.0	32.0	100.0	35.0	25.00	200.00	19.25	150	4.5
C2R-CE25-RJ08GB	J	8.0	32.0	100.0	35.0	25.00	200.00	19.75	150	5.0

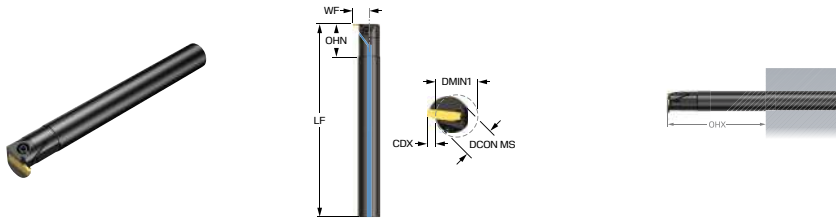
R = Right hand, L = Left hand





CoroCut® 2, boring bar for internal grooving

Screw clamp design



Imperial (inch)

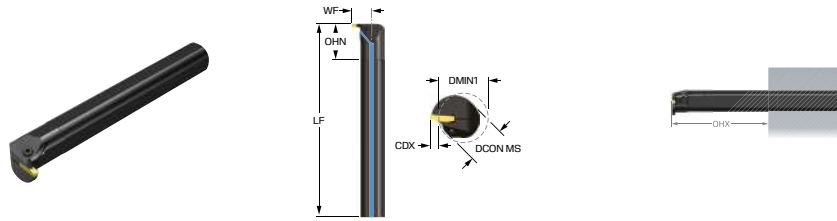
	Ordering code	SSC	CDX [inch]	DMIN ₁ [inch]	OHX [inch]	OHN [inch]	DCON _{MS} [inch]	LF [inch]	WF [inch]	CP [lbf/in ²]	TQ [ft]
	C2R-CEA10-LD04GB	D	0.177	0.98	2.500	0.984	0.625	5.905	0.492	2176	2.2
	C2R-CEA10-RD04GB	D	0.177	0.98	2.500	0.984	0.625	5.905	0.492	2176	2.2
	C2R-CEA12-LD05GB	D	0.197	1.26	3.000	1.181	0.750	7.087	0.591	2176	2.2
	C2R-CEA12-LE05GB	E	0.197	1.26	3.000	1.181	0.750	7.087	0.591	2176	2.6
	C2R-CEA12-LG06GB	G	0.236	1.26	3.000	1.181	0.750	7.087	0.600	2176	3.0
	C2R-CEA12-RD05GB	D	0.197	1.26	3.000	1.181	0.750	7.087	0.591	2176	2.2
	C2R-CEA12-RE05GB	E	0.197	1.26	3.000	1.181	0.750	7.087	0.591	2176	2.6
	C2R-CEA12-RG06GB	G	0.236	1.26	3.000	1.181	0.750	7.087	0.600	2176	3.0
	C2R-CEA16-LE07GB	E	0.280	1.26	4.000	1.378	1.000	7.874	0.785	2176	2.6
	C2R-CEA16-LG07GB	G	0.276	1.26	4.000	1.378	1.000	7.874	0.778	2176	3.0
	C2R-CEA16-LH07GB	H	0.276	1.26	4.000	1.378	1.000	7.874	0.758	2176	3.3
	C2R-CEA16-LJ08GB	J	0.315	1.26	4.000	1.378	1.000	7.874	0.778	2176	3.7
	C2R-CEA16-RE07GB	E	0.280	1.26	4.000	1.378	1.000	7.874	0.785	2176	2.6
	C2R-CEA16-RG07GB	G	0.276	1.26	4.000	1.378	1.000	7.874	0.778	2176	3.0
	C2R-CEA16-RH07GB	H	0.276	1.26	4.000	1.378	1.000	7.874	0.758	2176	3.3
	C2R-CEA16-RJ08GB	J	0.315	1.26	4.000	1.378	1.000	7.874	0.778	2176	3.7

R = Right hand, L = Left hand



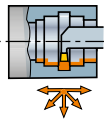
CoroCut® 2, boring bar for internal grooving

Screw clamp design



Metric (mm)

Ordering code	SSC	CDX [mm]	DMIN ₁ [mm]	OHX [mm]	OHN [mm]	DCON _{MS} [mm]	H [mm]	Lf [mm]	WF [mm]	CP [bar]	TQ [Nm]
C2R-CF32-LE09GB	E	9.5	40.0	128.0	45.0	32.00	30.00	250.00	25.50	150	4.0
C2R-CF32-LG09GB	G	9.0	40.0	128.0	45.0	32.00	30.00	250.00	25.25	150	4.5
C2R-CF32-LH10GB	H	10.0	40.0	128.0	45.0	32.00	30.00	250.00	26.50	150	4.5
C2R-CF32-LJ11GB	J	11.0	40.0	128.0	45.0	32.00	30.00	250.00	27.00	150	5.0
C2R-CF32-RE09GB	E	9.5	40.0	128.0	45.0	32.00	30.00	250.00	25.50	150	4.0
C2R-CF32-RG09GB	G	9.0	40.0	128.0	45.0	32.00	30.00	250.00	25.25	150	4.5
C2R-CF32-RH10GB	H	10.0	40.0	128.0	45.0	32.00	30.00	250.00	26.50	150	4.5
C2R-CF32-RJ11GB	J	11.0	40.0	128.0	45.0	32.00	30.00	250.00	27.00	150	5.0
C2R-CF40-LG11GB	G	11.0	50.0	160.0	55.0	40.00	37.00	300.00	31.00	150	4.5
C2R-CF40-LH11GB	H	11.0	50.0	160.0	55.0	40.00	37.00	300.00	31.00	150	5.0
C2R-CF40-LJ11GB	J	11.0	50.0	160.0	55.0	40.00	37.00	300.00	31.00	150	5.5
C2R-CF40-LK11GB	K	11.0	50.0	160.0	55.0	40.00	37.00	300.00	31.00	150	5.5
C2R-CF40-RG11GB	G	11.0	50.0	160.0	55.0	40.00	37.00	300.00	31.00	150	4.5
C2R-CF40-RH11GB	H	11.0	50.0	160.0	55.0	40.00	37.00	300.00	31.00	150	5.0
C2R-CF40-RJ11GB	J	11.0	50.0	160.0	55.0	40.00	37.00	300.00	31.00	150	5.5
C2R-CF40-RK11GB	K	11.0	50.0	160.0	55.0	40.00	37.00	300.00	31.00	150	5.5
C2R-CF50-LH13GB	H	13.0	60.0	200.0	65.0	50.00	47.00	350.00	38.25	150	5.0
C2R-CF50-LJ13GB	J	13.0	60.0	200.0	65.0	50.00	47.00	350.00	38.25	150	5.5
C2R-CF50-LK13GB	K	13.0	60.0	200.0	65.0	50.00	47.00	350.00	38.25	150	5.5
C2R-CF50-RH13GB	H	13.0	60.0	200.0	65.0	50.00	47.00	350.00	38.25	150	5.0
C2R-CF50-RJ13GB	J	13.0	60.0	200.0	65.0	50.00	47.00	350.00	38.25	150	5.5
C2R-CF50-RK13GB	K	13.0	60.0	200.0	65.0	50.00	47.00	350.00	38.25	150	5.5

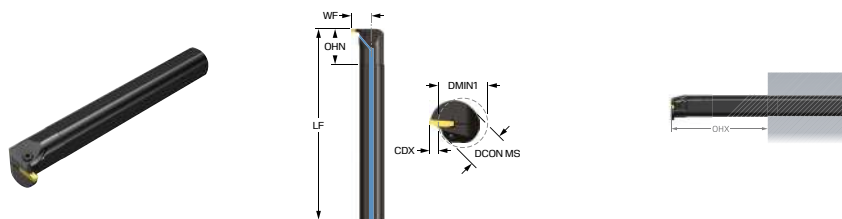


R = Right hand, L = Left hand



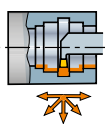
CoroCut® 2, boring bar for internal grooving

Screw clamp design



Imperial (inch)

Ordering code	SSC	CDX [inch]	DMIN ₁ [inch]	OHX [inch]	OHN [inch]	DCON _{MS} [inch]	H [inch]	LF [inch]	WF [inch]	CP [lb/in ²]	TQ [ft]
C2R-CFA20-LE09GB	E	0.374	1.57	5.000	1.772	1.250	1.181	9.842	1.014	2176	3.0
C2R-CFA20-LG09GB	G	0.354	1.57	5.000	1.772	1.250	1.181	9.842	1.014	2176	3.3
C2R-CFA20-LH10GB	H	0.394	1.57	5.000	1.772	1.250	1.181	9.842	1.053	2176	3.3
C2R-CFA20-LJ11GB	J	0.433	1.57	5.000	1.772	1.250	1.181	9.842	1.073	2176	3.7
C2R-CFA20-RE09GB	E	0.374	1.57	5.000	1.772	1.250	1.181	9.842	1.014	2176	3.0
C2R-CFA20-RG09GB	G	0.354	1.57	5.000	1.772	1.250	1.181	9.842	1.014	2176	3.3
C2R-CFA20-RH10GB	H	0.394	1.57	5.000	1.772	1.250	1.181	9.842	1.053	2176	3.3
C2R-CFA20-RJ11GB	J	0.433	1.57	5.000	1.772	1.250	1.181	9.842	1.073	2176	3.7
C2R-CFA24-LG11GB	G	0.430	1.97	6.000	2.165	1.500	1.374	11.811	1.189	2176	3.3
C2R-CFA24-LH11GB	H	0.430	1.97	6.000	2.165	1.500	1.374	11.811	1.220	2176	3.3
C2R-CFA24-LJ11GB	J	0.433	1.97	6.000	2.165	1.500	1.374	11.811	1.189	2176	3.7
C2R-CFA24-LK11GB	K	0.430	1.97	6.000	2.165	1.500	1.374	11.811	1.189	2176	4.1
C2R-CFA24-RG11GB	G	0.430	1.97	6.000	2.165	1.500	1.374	11.811	1.189	2176	3.3
C2R-CFA24-RH11GB	H	0.430	1.97	6.000	2.165	1.500	1.374	11.811	1.220	2176	3.3
C2R-CFA24-RJ11GB	J	0.433	1.97	6.000	2.165	1.500	1.374	11.811	1.189	2176	3.7
C2R-CFA24-RK11GB	K	0.430	1.97	6.000	2.165	1.500	1.374	11.811	1.189	2176	4.1
C2R-CFA32-LH13GB	H	0.512	2.36	8.000	2.559	2.000	1.874	13.780	1.506	2176	3.7
C2R-CFA32-LJ13GB	J	0.512	2.36	8.000	2.559	2.000	1.874	13.780	1.524	2176	4.1
C2R-CFA32-LK13GB	K	0.512	2.36	8.000	2.559	2.000	1.874	13.780	1.524	2176	4.1
C2R-CFA32-RH13GB	H	0.512	2.36	8.000	2.559	2.000	1.874	13.780	1.506	2176	3.7
C2R-CFA32-RJ13GB	J	0.512	2.36	8.000	2.559	2.000	1.874	13.780	1.524	2176	4.1
C2R-CFA32-RK13GB	K	0.512	2.36	8.000	2.559	2.000	1.874	13.780	1.524	2176	4.1



R = Right hand, L = Left hand

CoroCut® QD

Inserts	104
CoroCut® QD, insert for parting	104
CoroCut® QD, insert for grooving	108
CoroCut® QD, insert for turning	109
CoroCut® QD, insert for profiling	110
Cutting units	111
CoroCut® QD, cutting unit for parting and grooving	111
Shank tools	112
CoroCut® QD, shank tool for Y-axis parting	112
CoroCut® QD, QS™ shank tool for parting and grooving	113
CoroCut® QD, shank tool for parting and grooving	117
Parting blades	122
CoroCut® QD, blade for Y-axis parting	122
CoroCut® QD, blade for parting	123
Cutting heads	140
CoroCut® QD, cutting head for grooving	140



Read more about CoroCut® QD:
sandvik.coromant.com/corocut-qd



CoroCut[®] QD

The most reliable system for parting off


CoroCut[®] QD is the first choice for securely parting-off or machining deep grooves on any material with any type of machine.

Application

- First choice for parting off: Diameter: 38–160 mm (1.5–6.3 inch). Cutting widths (CW): 1.0–8.0 mm (0.04–0.315 inch)
- Deep grooves: Cutting depth (CDX): 15–80 mm (0.6–3.15 inch). Cutting widths (CW): 2.0–8.0 mm (0.08–0.31 inch)

Features and benefits

- Precision coolant supply with plug-and-play coolant connection
- Geometries designed for good chip formation, high stability and coolant access
- Grades that provide excellent edge-line security in all materials
- Rail insert seat ensures stable, precise insert position
- Quick-release key that eliminates the need for a torque wrench
- Blades made of a strong material alloy with high fatigue resistance



P M K N S
ISO application area

Y-axis parting

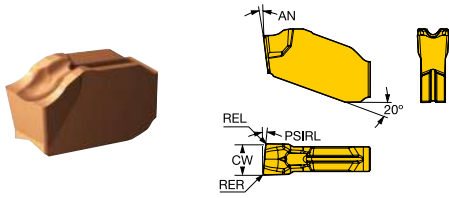
CoroCut[®] QD, for Y-axis parting, is designed with the insert pocket rotated 90 degrees, providing more than six times higher blade stiffness in turning centres, multi-task machines and sliding head machines with Y-axis.





CoroCut® QD, insert for parting

Left-hand version



Metric (mm)

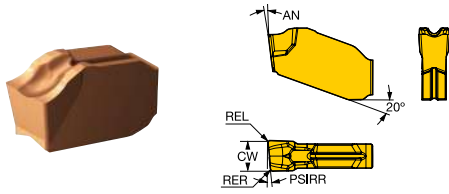
		P			S		M							
Ordering code	1125	1135	1145	1135	1145	1125	1135	1145	SSC	CW [mm]	REL [mm]	RER [mm]	PSIRL [deg]	AN [deg]
	Finishing	QD-LE-0200-0801-CO	●				●			E	2.00	0.10	0.10	8.0
QD-LF-0250-0801-CO		●		○		●	○	●	F	2.50	0.10	0.10	8.0	7.0
QD-LG-0300-0501-CO		●	○	○		●	○	●	G	3.00	0.10	0.10	5.0	7.0
Medium	QD-LE-0200-0502-CM	●		○		○		●	E	2.00	0.20	0.20	5.0	7.0
	QD-LF-0250-0502-CM	●		○		○		●	F	2.50	0.20	0.20	5.0	7.0
	QD-LG-0300-0502-CM	●	○	○	○	○	●	○	G	3.00	0.20	0.20	5.0	7.0
	QD-LH-0400-0502-CM	●	○	○	○	○	●	○	H	4.00	0.20	0.20	5.0	7.0

● = First choice ○ = Good choice



CoroCut® QD, insert for parting

Right-hand version



Metric (mm)

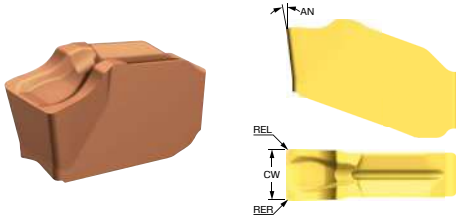
		P			S			K		M						
Ordering code	1125	1135	1145	1125	1135	1145	1135	1125	1135	1145	SSC	CW [mm]	REL [mm]	RER [mm]	PSIRR [deg]	AN [deg]
	Finishing	●	○	○	○	○	●	●	○	●						
QD-RE-0200-0801-CO	●	○	○	○	○	●	○	○	○	○	F	2.50	0.10	0.10	8.0	7.0
QD-RF-0250-0801-CO	●	○	○	○	○	●	○	○	○	○	G	3.00	0.10	0.10	5.0	7.0
QD-RG-0300-0501-CO	●	○	○	○	○	●	○	○	○	○	E	2.00	0.20	0.20	5.0	7.0
Medium	●	○	○	○	○	●	○	○	○	○	F	2.50	0.20	0.20	5.0	7.0
QD-RE-0200-0502-CM	●	○	○	○	○	●	○	○	○	○	G	3.00	0.20	0.20	5.0	7.0
QD-RF-0250-0502-CM	●	○	○	○	○	●	○	○	○	○	H	4.00	0.20	0.20	5.0	7.0
QD-RG-0300-0502-CM	●	○	○	○	○	●	○	○	○	○						
QD-RH-0400-0502-CM	●	○	○	○	○	●	○	○	○	○						

● = First choice ○ = Good choice



CoroCut® QD, insert for parting

Neutral version



Metric (mm)

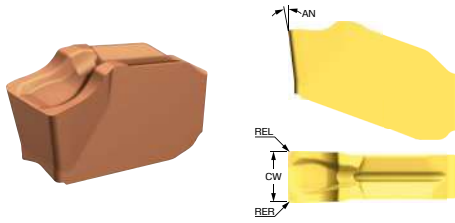
		P					S					K			M				N		SSC	CW [mm]	REL [mm]	RER [mm]		
Ordering code		1225	1125	1135	1145	4425	1105	1125	1135	1145	H13A	1135	H13A	4425	1105	1225	1125	1135	1145	1105					H13A	
Roughing	QD-NE-0200-0003-CH	●		○	○							○				○		●	○			E	2.00	0.30	0.30	
	QD-NF-0250-0003-CH	●		○	○						○					○		●	○			F	2.50	0.30	0.30	
	QD-NG-0300-0003-CH	●		○	○	○					○	○		●		○		●	○		●	G	3.00	0.30	0.30	
	QD-NH-0400-0003-CH	●		○	○	○					○	○		●		○		●	○		●	H	4.00	0.30	0.30	
Finishing	QD-NB-0100-0001-CF		●		○					●						○			●			B	1.00	0.07	0.07	
	QD-NC-0120-0001-CF		●		○					●						○			●			C	1.20	0.10	0.10	
	QD-ND-0150-0001-CF		●		○					●						○			●			D	1.50	0.10	0.10	
	QD-NE-0200-0001-CF		●	○	○		○			●		●			○		○	○	●	○			E	2.00	0.15	0.15
	QD-NE-0200-0001-CO		●	○	○		○	○	○	●	○				○		○	○	●	○	○	●	E	2.00	0.10	0.10
	QD-NF-0250-0001-CF		●	○	○		○			●		●				○		○	●	○			F	2.50	0.15	0.15
	QD-NF-0250-0001-CO		●	○	○		○	○	○	●	○					○		○	●	○	○	●	F	2.50	0.10	0.10
	QD-NG-0300-0001-CF		●	○	○	○	○			●		○		●		○		○	●	○	○	●	G	3.00	0.15	0.15
	QD-NG-0300-0001-CO		●	○	○		○	○	○	●	○					○		○	●	○	○	●	G	3.00	0.10	0.10
	QD-NH-0400-0002-CO		●	○			○	○	○	●	○					○		○	●	○	○	●	H	4.00	0.20	0.20
	QD-NJ-0500-0002-CO		●		○		○	○		●						○			●	●			J	5.00	0.20	0.20
	QD-NK-0600-0002-CO		●	○			○	○	○	●						○		○	●	○	●		K	6.00	0.20	0.20
	QD-NB-0100-0001-CM		●		○		○			●						○		○	●				B	1.00	0.07	0.07
	QD-NC-0120-0001-CM		●				●									○		●					C	1.20	0.10	0.10
	QD-ND-0150-0001-CM		●		○		○			●						○		○	●				D	1.50	0.10	0.10
	QD-NE-0200-0002-CM		●	○	○	○	○			●		○	○	○	○		○	○	●	○		●	E	2.00	0.20	0.20
QD-NE-0200-0003-CL		●	○													○	●					E	2.00	0.30	0.30	
QD-NE-0239-0002-CM		●		○		○			●		○				○		○	●		●		E	2.39	0.20	0.20	
Medium	QD-NF-0250-0002-CM		●	○	○	○			●	○	○		○	○		○		○	●	○	●	F	2.50	0.20	0.20	
	QD-NF-0250-0003-CL		●		○											○			●			F	2.50	0.30	0.30	
	QD-NG-0300-0002-CM		●	○	○	○	○			●	○	○		○	○		○	○	●	○		●	G	3.00	0.20	0.20
	QD-NG-0300-0003-CL		●	○	○	○										○		○	●	○			G	3.00	0.30	0.30
	QD-NG-0300-0004-CM		●	○	○	○			○	●						○		○	●	○			G	3.00	0.40	0.40
	QD-NG-0318-0002-CM		●	○	○	○	○	○		●	○	○		○	○		○	○	●	○		●	G	3.17	0.20	0.20
	QD-NH-0400-0002-CM		●	○	○	○	○	○		●	○	○		○	○		○	○	●	○	○	●	H	4.00	0.20	0.20
	QD-NH-0400-0003-CL		●	○	○	○										○		○	●	○			H	4.00	0.30	0.30
QD-NH-0400-0004-CM		●	○	○	○			○	●						○		○	●	○			H	4.00	0.40	0.40	

● = First choice ○ = Good choice



CoroCut® QD, insert for parting

Neutral version



Metric (mm)

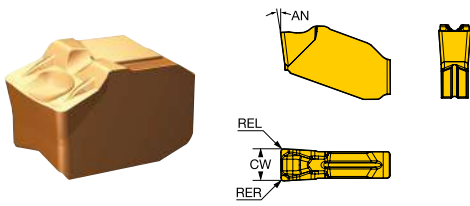
Ordering code	P					S					K			M				N		SSC	CW [mm]	REL [mm]	RER [mm]	
	1225	1125	1135	1145	4425	1105	1125	1135	1145	H13A	1135	H13A	4425	1105	1225	1125	1135	1145	1105					H13A
QD-NH-0476-0002-CM	●	○	○				○		●		○					○	●	○			H	4.76	0.20	0.20
QD-NJ-0500-0002-CM	●	○	○	○		○	○	○	●		○		○			○	●	○			J	5.00	0.20	0.20
QD-NJ-0500-0004-CL	●			○									○			●					J	5.00	0.40	0.40
QD-NK-0600-0003-CM	●	○	○	○			○	○	●			○				○	●	○			K	6.00	0.30	0.30
QD-NK-0600-0004-CL	●		○													○		●			K	6.00	0.40	0.40
QD-NK-0635-0003-CM	●	○					●	○			○					○	●				K	6.35	0.30	0.30
QD-NL-0800-0004-CL	●			○									○			●					L	8.00	0.40	0.40
QD-NL-0800-0004-CM	●	○													○	●					L	8.00	0.40	0.40
QD-NE-0200-0003-CR	●	○	○								○					○	●	○			E	2.00	0.30	0.30
QD-NF-0250-0003-CR	●	○	○								○					○	●	○			F	2.50	0.30	0.30
QD-NG-0300-0003-CR	●	○	○	○							○		●			○	●	○			G	3.00	0.30	0.30
QD-NH-0400-0003-CR	●	○	○	○							○		●			○	●	○			H	4.00	0.30	0.30
QD-NJ-0500-0004-CR	●	○	○	○							○		●			○	●	○			J	5.00	0.40	0.40
QD-NK-0600-0004-CR	●	○	○	○							○		●			○	●	○			K	6.00	0.40	0.40

● = First choice ○ = Good choice



CoroCut® QD, insert for grooving

Neutral version



Metric (mm)

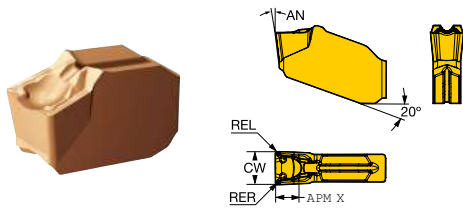
		P			S		K	M							
Ordering code		1125	1145	4425	1135	1145	4425	1125	1135	1145	SSC	CW [mm]	REL [mm]	RER [mm]	AN [deg]
Medium	QD-NK-0600-0004-GM	●	○	○		○	●	○	●	○	K	6.00	0.40	0.40	7.0
	QD-NL-0800-0008-GM	●	○	○	○	○	●	○	●	○	L	8.00	0.80	0.80	7.0

● = First choice ○ = Good choice



CoroCut® QD, insert for turning

Neutral version



Metric (mm)

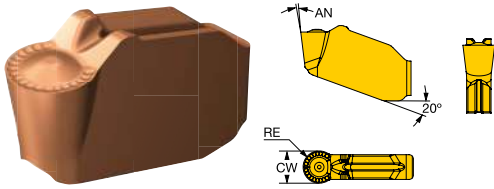
Ordering code	P					S				K			M			N		SSC	CW [mm]	REL [mm]	RER [mm]	APMX [mm]	
	1125	1135	1145	4425	1105	1125	1135	1145	H13A	1135	H13A	4425	1105	1125	1135	1145	1105						H13A
QD-NG-0300-0003-TF	●	○	○		●	○	○	○	○	●			○	○	●	○		●	G	3.00	0.30	0.30	2.1
QD-NH-0400-0004-TF	●	○	○		●	○	○	○	○	●			○	○	●	○	○	●	H	4.00	0.40	0.40	2.8
QD-NJ-0500-0004-TF	●	○	○		●	○	○	○	○	●			○	○	●	○	○	●	J	5.00	0.40	0.40	3.5
QD-NK-0600-0004-TF	●	○	○		●	○	○	○	○	●			○	○	●	○	○	●	K	6.00	0.40	0.40	4.0
QD-NL-0800-0008-TF	●		○	○	●			○	○		○	●	○	●		○		●	L	8.00	0.80	0.80	4.0
QD-NG-0300-0004-TM	●	○												○	●			G	3.00	0.40	0.40	2.1	
QD-NH-0400-0004-TM	●	○												○	●			H	4.00	0.40	0.40	2.8	
QD-NH-0400-0008-TM	●	○												○	●			H	4.00	0.80	0.80	2.8	
QD-NJ-0500-0004-TM	●	○												○	●			J	5.00	0.40	0.40	3.5	
QD-NK-0600-0004-TM	●													●				K	6.00	0.40	0.40	4.0	

● = First choice ○ = Good choice



CoroCut® QD, insert for profiling

Neutral version



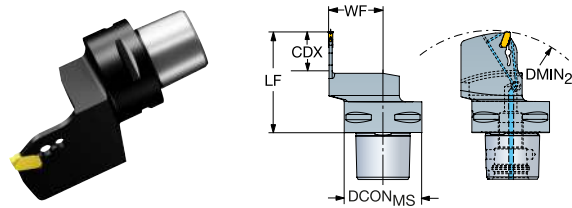
Metric (mm)

		P			S	K		M						
Ordering code		1125	1135	4335	1125	1125	4335	1125	1135	SSC	CW [mm]	RE [mm]	APMX [mm]	AN [deg]
Medium	QD-NG-0300-RM	●	○	○	●	●	○	○	●	G	3.00	1.5	1.3	7.0
	QD-NH-0400-RM	●	○	○	●	○	○	○	●	H	4.00	2.0	1.8	7.0
	QD-NK-0600-RM	●	○	○	●	○	○	○	●	K	6.00	3.0	2.5	7.0
	QD-NL-0800-RM	●	○	○	●	○	○	○	●	L	8.00	4.0	3.5	7.0
		P			S	K		M						

● = First choice ○ = Good choice

CoroCut® QD, cutting unit for parting and grooving

Spring clamp design

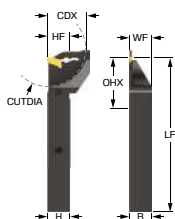


Metric (mm)

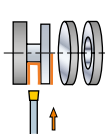
Ordering code	SSC	CDX [mm]	DMIN ₂ [mm]	OHX [mm]	OHN [mm]	DCON _{MS} [mm]	LF [mm]	WF [mm]	CP [bar]
C3-QD-LFE22C22055A	E	22.0	133.0	55.0	55.0	32.00	55.00	22.00	150
C3-QD-LFF25C22055A	F	25.0	133.0	55.0	55.0	32.00	55.00	22.00	150
C3-QD-RFE22C22055A	E	22.0	133.0	55.0	55.0	32.00	55.00	22.00	150
C3-QD-RFF25C22055A	F	25.0	133.0	55.0	55.0	32.00	55.00	22.00	150
C3-QD-RFG25C22055A	G	25.0	133.0	55.0	55.0	32.00	55.00	22.00	150
C4-QD-LFE22C27060A	E	22.0	151.0	60.0	60.0	40.00	60.00	27.00	150
C4-QD-LFF25C27060A	F	25.0	151.0	60.0	60.0	40.00	60.00	27.00	150
C4-QD-LFG25C27060A	G	25.0	151.0	60.0	60.0	40.00	60.00	27.00	150
C4-QD-LFH32C27070A	H	32.0	161.0	70.0	70.0	40.00	70.00	27.00	150
C4-QD-RFE22C27060A	E	22.0	151.0	60.0	60.0	40.00	60.00	27.00	150
C4-QD-RFF25C27060A	F	25.0	151.0	60.0	60.0	40.00	60.00	27.00	150
C4-QD-RFG25C27060A	G	25.0	151.0	60.0	60.0	40.00	60.00	27.00	150
C4-QD-RFH32C27070A	H	32.0	161.0	70.0	70.0	40.00	70.00	27.00	150
C4-QD-RFK32C27070A	K	32.0	161.0	70.0	70.0	40.00	70.00	27.00	150
C5-QD-LFG25C35065A	G	25.0	170.0	65.0	65.0	50.00	65.00	35.00	150
C5-QD-LFH32C35070A	H	32.0	175.0	70.0	70.0	50.00	70.00	35.00	150
C5-QD-LFJ32C35070A	J	32.0	175.0	70.0	70.0	50.00	70.00	35.00	150
C5-QD-LFK32C35070A	K	32.0	175.0	70.0	70.0	50.00	70.00	35.00	175
C5-QD-RFF25C35065A	F	25.0	170.0	65.0	65.0	50.00	65.00	35.00	150
C5-QD-RFG25C35065A	G	25.0	170.0	65.0	65.0	50.00	65.00	35.00	150
C5-QD-RFH32C35070A	H	32.0	175.0	70.0	70.0	50.00	70.00	35.00	150
C5-QD-RFJ32C35070A	J	32.0	175.0	70.0	70.0	50.00	70.00	35.00	150
C5-QD-RFK32C35070A	K	32.0	175.0	70.0	70.0	50.00	70.00	35.00	150
C6-QD-LFG25C45070A	G	25.0	197.0	70.0	70.0	63.00	70.00	45.00	150
C6-QD-LFH32C45075A	H	32.0	202.0	75.0	75.0	63.00	75.00	45.00	150
C6-QD-LFJ32C45075A	J	32.0	202.0	75.0	75.0	63.00	75.00	45.00	150
C6-QD-LFK40C45085A	K	40.0	212.0	85.0	85.0	63.00	85.00	45.00	150
C6-QD-RFG25C45070A	G	25.0	197.0	70.0	70.0	63.00	70.00	45.00	150
C6-QD-RFH32C45075A	H	32.0	202.0	75.0	75.0	63.00	75.00	45.00	150
C6-QD-RFK40C45085A	K	40.0	212.0	85.0	85.0	63.00	85.00	45.00	150
C8-QD-LFL38C51090A	L	38.0	241.0	90.0	90.0	80.00	90.00	51.00	150

R = Right hand, L = Left hand

CoroCut® QD, shank tool for Y-axis parting

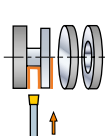


Metric (mm)

	Ordering code	SSC	CDX [mm]	OHX [mm]	B [mm]	H [mm]	LF [mm]	WF [mm]	HF [mm]
	QD-LFE20C1616D-Y1	E	20.0	41.0	16.00	16.00	110.00	15.90	16.0
	QD-LFE20C2020D-Y1	E	20.0	45.0	20.00	20.00	125.00	19.90	20.0
	QD-LFE26C2020D-Y1	E	26.0	45.0	20.00	20.00	125.00	19.90	20.0
	QD-LFF20C2020D-Y1	F	20.0	45.0	20.00	20.00	125.00	19.90	20.0
	QD-RFE20C1616D-Y1	E	20.0	41.0	16.00	16.00	110.00	15.90	16.0
	QD-RFE20C2020D-Y1	E	20.0	45.0	20.00	20.00	125.00	19.90	20.0
	QD-RFE26C2020D-Y1	E	26.0	45.0	20.00	20.00	125.00	19.90	20.0
	QD-RFF20C2020D-Y1	F	20.0	45.0	20.00	20.00	125.00	19.90	20.0

R = Right hand, L = Left hand

Imperial (inch)

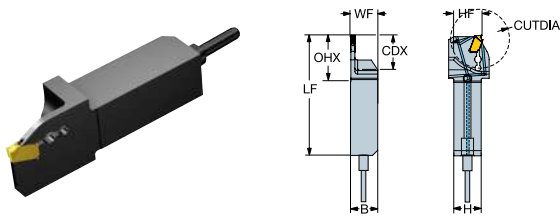
	Ordering code	SSC	CDX [inch]	OHX [inch]	B [inch]	H [inch]	LF [inch]	WF [inch]	HF [inch]
	QD-LFE0800C10D-Y1	E	0.787	1.609	0.625	0.625	4.500	0.621	0.625
	QD-LFE0800C12D-Y1	E	0.787	1.734	0.750	0.750	5.000	0.746	0.750
	QD-LFE1000C12D-Y1	E	1.000	1.734	0.750	0.750	5.000	0.746	0.750
	QD-LFF0800C12D-Y1	F	0.787	1.734	0.750	0.750	5.000	0.746	0.750
	QD-RFE0800C10D-Y1	E	0.787	1.609	0.625	0.625	4.500	0.621	0.625
	QD-RFE0800C12D-Y1	E	0.787	1.734	0.750	0.750	5.000	0.746	0.750
	QD-RFE1000C12D-Y1	E	1.000	1.734	0.750	0.750	5.000	0.746	0.750
	QD-RFF0800C12D-Y1	F	0.787	1.734	0.750	0.750	5.000	0.746	0.750

R = Right hand, L = Left hand



CoroCut® QD, QS™ shank tool for parting and grooving

Spring clamp design



Metric (mm)

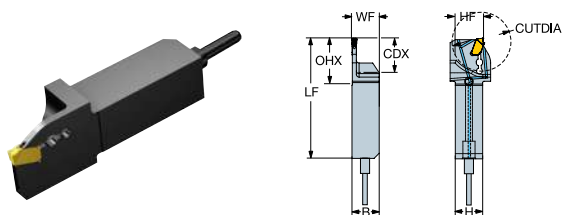
Ordering code	SSC	CDX [mm]	OHX [mm]	OHN [mm]	B [mm]	H [mm]	LF [mm]	WF [mm]	HF [mm]	CUTDIA [mm]
QS-QD-LFD16C2020D	D	16.0	45.0	25.0	20.00	20.00	88.70	20.00	20.0	32
QS-QD-LFE20C2020D	E	20.0	41.6	21.6	20.00	20.00	90.60	20.50	20.0	40
QS-QD-LFE26C2525D	E	26.0	52.6	27.6	25.00	25.00	111.60	26.00	25.0	52
QS-QD-LFF26C2020D	F	26.0	41.6	21.6	20.00	20.00	90.60	20.50	20.0	52
QS-QD-LFF26C2525D	F	26.0	52.6	27.6	25.00	25.00	111.60	26.00	25.0	52
QS-QD-LFG26C2020D	G	26.0	41.6	21.6	20.00	20.00	90.60	20.50	20.0	52
QS-QD-LFG26C2525D	G	26.0	52.6	27.6	25.00	25.00	111.60	26.00	25.0	52
QS-QD-LFG33C2525D	G	33.0	52.6	34.6	25.00	25.00	118.60	26.00	25.0	66
QS-QD-LFH33C2020D	H	33.0	54.6	34.6	20.00	20.00	103.60	20.50	20.0	66
QS-QD-LFH40C2525D	H	40.0	46.6	41.6	25.00	25.00	125.60	25.50	25.0	80
QS-QD-LFJ40C2525D	J	40.0	66.6	41.6	25.00	25.00	125.60	25.50	25.0	80
QS-QD-LFK40C2525D	K	40.0	66.6	41.6	25.00	25.00	125.60	25.50	25.0	80
QS-QD-RFD16C2020D	D	16.0	45.0	25.0	20.00	20.00	88.70	20.00	20.0	32
QS-QD-RFE20C2020D	E	20.0	41.6	21.6	20.00	20.00	90.60	20.50	20.0	40
QS-QD-RFE26C2525D	E	26.0	52.6	27.6	25.00	25.00	111.60	26.00	25.0	52
QS-QD-RFF26C2020D	F	26.0	41.6	21.6	20.00	20.00	90.60	20.50	20.0	52
QS-QD-RFF26C2525D	F	26.0	52.6	27.6	25.00	25.00	111.60	26.00	25.0	52
QS-QD-RFG26C2020D	G	26.0	41.6	21.6	20.00	20.00	90.60	20.50	20.0	52
QS-QD-RFG26C2525D	G	26.0	52.6	27.6	25.00	25.00	111.60	26.00	25.0	52
QS-QD-RFG33C2525D	G	33.0	52.6	34.6	25.00	25.00	118.60	25.50	25.0	66
QS-QD-RFH33C2020D	H	33.0	54.6	34.6	20.00	20.00	103.60	20.50	20.0	66
QS-QD-RFH40C2525D	H	40.0	66.6	41.6	25.00	25.00	125.60	26.00	25.0	80
QS-QD-RFJ40C2525D	J	40.0	66.6	41.6	25.00	25.00	125.60	25.50	25.0	80
QS-QD-RFK40C2525D	K	40.0	66.6	41.6	25.00	25.00	125.60	25.50	25.0	80
QS-QD-LFB10C1010S	B	10.0	25.0		10.00	10.00	70.00	10.00	10.0	20
QS-QD-LFB10C1212S	B	10.0	25.0		12.00	12.00	70.00	12.00	12.0	20

R = Right hand. L = Left hand



CoroCut® QD, QS™ shank tool for parting and grooving

Spring clamp design



Metric (mm)

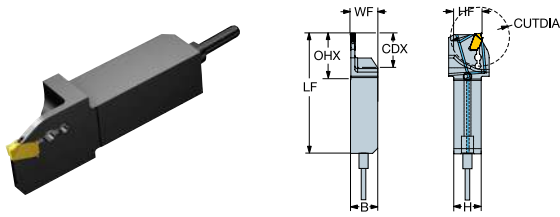
Ordering code	SSC	CDX [mm]	OHX [mm]	OHN [mm]	B [mm]	H [mm]	LF [mm]	WF [mm]	HF [mm]	CUTDIA [mm]
QS-QD-LFC10C1212S	C	10.0	25.0		12.00	12.00	70.00	12.00	12.0	20
QS-QD-LFD16C1616S	D	16.0	25.0		16.00	16.00	70.00	16.00	16.0	32
QS-QD-LFE13C1212S	E	13.0	25.0		12.00	12.00	70.00	12.00	12.0	26
QS-QD-LFE16C1212S	E	16.0	25.0		12.00	12.00	70.00	12.00	12.0	32
QS-QD-LFE16C1616S	E	16.0	25.0		16.00	16.00	70.00	16.00	16.0	32
QS-QD-LFE20C1616S	E	20.0	25.0		16.00	16.00	70.00	16.00	16.0	40
QS-QD-LFF12C1010S	F	12.0	25.0		10.00	10.00	70.00	10.00	10.0	24
QS-QD-LFF13C1212S	F	13.0	25.0		12.00	12.00	70.00	12.00	12.0	26
QS-QD-LFF16C1616S	F	16.0	25.0		16.00	16.00	70.00	16.00	16.0	32
QS-QD-LFF20C1616S	F	20.0	25.0		16.00	16.00	70.00	16.00	16.0	40
QS-QD-LFG16C1616S	G	16.0	25.0		16.00	16.00	70.00	16.00	16.0	32
QS-QD-LFG20C1616S	G	20.0	25.0		16.00	16.00	70.00	16.00	16.0	40
QS-QD-RFB10C1010S	B	10.0	25.0		10.00	10.00	70.00	10.00	10.0	20
QS-QD-RFB10C1212S	B	10.0	25.0		12.00	12.00	70.00	12.00	12.0	20
QS-QD-RFC10C1212S	C	10.0	25.0	25.0	12.00	12.00	70.00	12.00	12.0	20
QS-QD-RFD16C1616S	D	16.0	25.0		16.00	16.00	70.00	16.00	16.0	32
QS-QD-RFE13C1212S	E	13.0	25.0		12.00	12.00	70.00	12.00	12.0	26
QS-QD-RFE16C1212S	E	16.0	25.0		12.00	12.00	70.00	12.00	12.0	32
QS-QD-RFE16C1616S	E	16.0	25.0		16.00	16.00	70.00	16.00	16.0	32
QS-QD-RFE20C1616S	E	20.0	25.0		16.00	16.00	70.00	16.00	16.0	40
QS-QD-RFF13C1212S	F	13.0	25.0		12.00	12.00	70.00	12.00	12.0	26
QS-QD-RFF16C1616S	F	16.0	25.0		16.00	16.00	70.00	16.00	16.0	32
QS-QD-RFF20C1616S	F	20.0	25.0		16.00	16.00	70.00	16.00	16.0	40
QS-QD-RFG16C1616S	G	16.0	25.0		16.00	16.00	70.00	16.00	16.0	32
QS-QD-RFG20C1616S	G	20.0	25.0		16.00	16.00	70.00	16.00	16.0	40

R = Right hand, L = Left hand



CoroCut® QD, QS™ shank tool for parting and grooving

Spring clamp design



Imperial (inch)

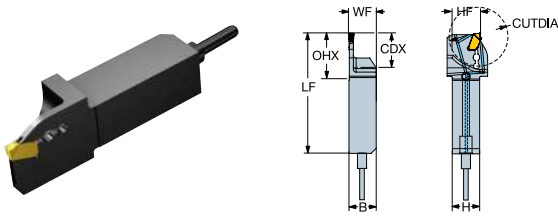
Ordering code	SSC	CDX [inch]	OHX [inch]	OHN [inch]	B [inch]	H [inch]	LF [inch]	WF [inch]	HF [inch]	CUTDIA [inch]
QS-QD-LFD0625C12D	D	0.625	1.732	0.984	0.625	0.625	3.492	0.750	0.750	1
QS-QD-LFE0800C12D	E	0.800	1.614	0.863	0.750	0.750	3.579	0.770	0.750	2
QS-QD-LFF1000C12D	F	1.000	1.811	1.063	0.750	0.750	3.780	0.770	0.750	2
QS-QD-LFF1000C16D	F	1.000	2.063	1.063	1.000	1.000	4.370	1.020	1.000	2
QS-QD-LFG1000C12D	G	1.000	1.811	1.063	0.750	0.750	3.780	0.770	0.750	2
QS-QD-LFG1000C16D	G	1.000	2.063	1.063	1.000	1.000	4.370	1.020	1.000	2
QS-QD-LFG1300C16D	G	1.300	2.363	1.363	1.000	1.000	4.669	1.020	1.000	3
QS-QD-LFH1300C12D	H	1.300	2.110	1.362	0.750	0.750	4.079	0.770	0.750	3
QS-QD-LFH1600C16D	H	1.600	2.663	1.663	1.000	1.000	4.969	1.020	1.000	3
QS-QD-LFK1600C16D	K	1.600	2.663	1.663	1.000	1.000	4.969	1.020	1.000	3
QS-QD-RFD0625C12D	D	0.625	1.732	0.984	0.625	0.625	3.492	0.750	0.750	1
QS-QD-RFE0800C12D	E	0.800	1.614	0.863	0.750	0.750	3.579	0.770	0.750	2
QS-QD-RFE1000C16D	E	1.000	2.063	1.063	1.000	1.000	4.370	1.020	1.000	2
QS-QD-RFF1000C12D	F	1.000	1.811	1.063	0.750	0.750	3.780	0.770	0.750	2
QS-QD-RFF1000C16D	F	1.000	2.063	1.063	1.000	1.000	4.370	1.020	1.000	2
QS-QD-RFG1000C12D	G	1.000	1.811	1.063	0.750	0.750	3.780	0.770	0.750	2
QS-QD-RFG1000C16D	G	1.000	2.063	1.063	1.000	1.000	4.370	1.020	1.000	2
QS-QD-RFG1300C16D	G	1.300	2.363	1.363	1.000	1.000	4.669	1.020	1.000	3
QS-QD-RFH1300C12D	H	1.300	2.110	1.362	0.750	0.750	4.079	0.770	0.750	3
QS-QD-RFH1600C16D	H	1.600	2.663	1.663	1.000	1.000	4.969	1.020	1.000	3
QS-QD-RFJ1600C16D	J	1.600	2.663	1.663	1.000	1.000	4.969	1.020	1.000	3
QS-QD-RFK1600C16D	K	1.600	2.663	1.663	1.000	1.000	4.969	1.020	1.000	3
QS-QD-LFB0375C06S	B	0.375	1.000		0.375	0.375	2.756	0.375	0.375	1
QS-QD-LFB0375C08S	B	0.375	1.000		0.500	0.500	2.756	0.500	0.500	
QS-QD-LFC0500C10S	C	0.500	1.000		0.625	0.625	2.756	0.625	0.625	
QS-QD-LFD0625C10S	D	0.625	1.000		0.625	0.625	2.756	0.625	0.625	1

R = Right hand. L = Left hand



CoroCut® QD, QS™ shank tool for parting and grooving

Spring clamp design



Imperial (inch)

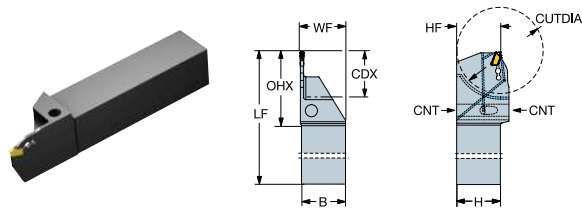
Ordering code	SSC	CDX [inch]	OHX [inch]	OHN [inch]	B [inch]	H [inch]	LF [inch]	WF [inch]	HF [inch]	CUTDIA [inch]
QS-QD-LFE0500C06S	E	0.500	0.984		0.375	0.375	2.756	0.375	0.375	1
QS-QD-LFE0500C08S	E	0.500	0.984		0.500	0.500	2.756	0.500	0.500	1
QS-QD-LFE0625C10S	E	0.625	0.984		0.625	0.625	2.756	0.625	0.625	1
QS-QD-LFE0800C10S	E	0.800	0.984		0.625	0.625	2.756	0.625	0.625	2
QS-QD-LFF0500C06S	F	0.500	0.984		0.375	0.375	2.756	0.375	0.375	1
QS-QD-LFF0500C08S	F	0.500	0.984		0.500	0.500	2.756	0.500	0.500	1
QS-QD-LFF0625C10S	F	0.625	0.984		0.625	0.625	2.756	0.625	0.625	1
QS-QD-LFF0800C10S	F	0.800	0.984		0.625	0.625	2.756	0.625	0.625	2
QS-QD-LFG0625C10S	G	0.625	0.984		0.625	0.625	2.756	0.625	0.625	1
QS-QD-LFG0800C10S	G	0.800	0.984		0.625	0.625	2.756	0.625	0.625	2
QS-QD-RFB0375C06S	B	0.375	1.000		0.375	0.375	2.756	0.375	0.375	1
QS-QD-RFB0375C08S	B	0.375	1.000		0.500	0.500	2.756	0.500	0.500	
QS-QD-RFC0500C08S	C	0.500	0.984		0.500	0.500	2.756	0.500	0.500	1
QS-QD-RFC0500C10S	C	0.500	1.000		0.625	0.625	2.756	0.625	0.625	
QS-QD-RFD0625C10S	D	0.625	1.000		0.625	0.625	2.756	0.625	0.625	1
QS-QD-RFE0500C06S	E	0.500	0.984		0.375	0.375	2.756	0.375	0.375	1
QS-QD-RFE0500C08S	E	0.500	0.984		0.500	0.500	2.756	0.500	0.500	1
QS-QD-RFE0800C10S	E	0.800	0.984		0.625	0.625	2.756	0.625	0.625	2
QS-QD-RFF0500C06S	F	0.500	0.984		0.375	0.375	2.756	0.375	0.375	1
QS-QD-RFF0500C08S	F	0.500	0.984		0.500	0.500	2.756	0.500	0.500	1
QS-QD-RFF0625C10S	F	0.625	0.984		0.625	0.625	2.756	0.625	0.625	1
QS-QD-RFF0800C10S	F	0.800	0.984		0.625	0.625	2.756	0.625	0.625	2
QS-QD-RFG0625C10S	G	0.625	0.984		0.625	0.625	2.756	0.625	0.625	1
QS-QD-RFG0800C10S	G	0.800	0.984		0.625	0.625	2.756	0.625	0.625	2

R = Right hand, L = Left hand



CoroCut® QD, shank tool for parting and grooving

Spring clamp design



Metric (mm)

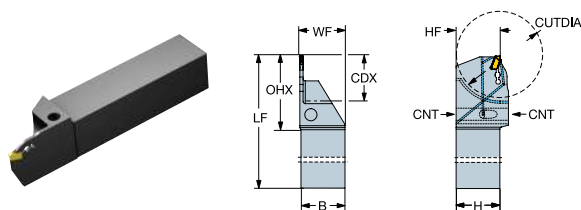
	Ordering code	SSC	CDX [mm]	OHX [mm]	OHN [mm]	B [mm]	H [mm]	LF [mm]	WF [mm]	HF [mm]	CUTDIA [mm]	CNT
	QD-LFG33C3232D	G	33.0	54.0		32.00	32.00	170.00	33.00	32.0	66	G 1/8-28
	QD-RFG33C3232D	G	33.0	54.0		32.00	32.00	170.00	33.00	32.0	66	G 1/8-28
	QD-LFB10-1616S	B	10.0	25.0	25.0	16.00	16.00	125.00	16.00	16.0	20	
	QD-LFB10-2020S	B	10.0	25.0	25.0	20.00	20.00	125.00	20.00	20.0	20	
	QD-LFC13-1616S	C	13.0	26.1	26.1	16.00	16.00	125.00	16.00	16.0	26	
	QD-LFC13-2020S	C	13.0	25.0	25.0	20.00	20.00	125.00	20.00	20.0	26	
	QD-LFD16-1616S	D	16.0	25.0	25.0	16.00	16.00	125.00	16.00	16.0	32	
	QD-LFD16-2020S	D	16.0	25.0	25.0	20.00	20.00	125.00	20.00	20.0	32	
	QD-LFE12-0707S	E	12.0	22.0		7.00	7.00	125.00	7.25	7.0	24	
	QD-LFE13-1010S	E	13.0	22.0	22.0	10.00	10.00	127.00	10.00	10.0	26	
	QD-LFE16-1212S	E	16.0	22.0	22.0	12.00	12.00	127.00	12.00	12.0	32	
	QD-LFE20-1616S	E	20.0	29.0		16.00	16.00	125.00	16.00	16.0	40	
	QD-LFE20-2525A	E	20.0	29.0		25.00	25.00	150.00	25.25	25.0		
	QD-LFE26-2020S	E	26.0	35.0		20.00	20.00	125.00	20.00	20.0	52	
	QD-LFF20-1616S	F	20.0	29.0		16.00	16.00	125.00	16.00	16.0	40	
	QD-LFF26-2020S	F	26.0	35.0		20.00	20.00	125.00	20.00	20.0	52	
	QD-LFF26-2525A	F	26.0	35.0		25.00	25.00	150.00	25.25	25.0		
	QD-LFG20-1616S	G	20.0	29.0		16.00	16.00	125.00	16.00	16.0	40	
	QD-LFG26-2525A	G	26.0	36.0		25.00	25.00	150.00	25.25	25.0		
	QD-LFG33-2020S	G	33.0	42.0		20.00	20.00	125.00	20.00	20.0	66	
	QD-LFH33-2020S	H	33.0	42.0		20.00	20.00	125.00	20.00	20.0	66	
	QD-LFH33-2525A	H	33.0	42.0		25.00	25.00	150.00	25.25	25.0		
	QD-LFH33C3232A	H	33.0	55.0		32.00	32.00	170.00	33.00	32.0		G 1/8-28
	QD-LFH45C3232A	H	45.0	66.0		32.00	32.00	170.00	33.00	32.0		G 1/8-28
	QD-LFJ33C3232A	J	33.0	54.0		32.00	32.00	170.00	33.00	32.0		G 1/8-28
	QD-LFJ45C3232A	J	45.0	66.0		32.00	32.00	170.00	33.00	32.0		G 1/8-28

R = Right hand. L = Left hand



CoroCut® QD, shank tool for parting and grooving

Spring clamp design



Metric (mm)

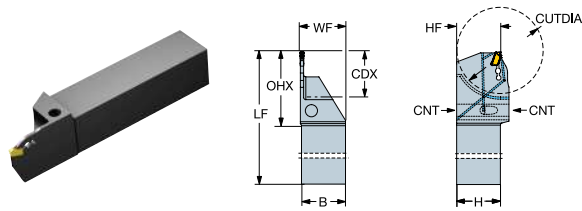
Ordering code	SSC	CDX [mm]	OHX [mm]	OHN [mm]	B [mm]	H [mm]	LF [mm]	WF [mm]	HF [mm]	CUTDIA [mm]	CNT
QD-LFK33C3232A	K	33.0	55.0		32.00	32.00	170.00	33.00	32.0		G 1/8-28
QD-LFK45C3232A	K	45.0	67.0		32.00	32.00	170.00	33.00	32.0		G 1/8-28
QD-LFK60C4040A	K	60.0	83.1		40.00	40.00	250.00	40.33	40.0		G 1/8-28
QD-LFL45C3232A	L	45.0	70.0		32.00	32.00	170.00	32.33	32.0		G 1/8-28
QD-LFL65C4040A	L	65.0	90.0		40.00	40.00	250.00	40.33	40.0		G 1/8-28
QD-RFB10-1616S	B	10.0	25.0	25.0	16.00	16.00	125.00	16.00	16.0	20	
QD-RFB10-2020S	B	10.0	25.0	25.0	20.00	20.00	125.00	20.00	20.0	20	
QD-RFC13-1616S	C	13.0	26.1	26.1	16.00	16.00	125.00	16.00	16.0	26	
QD-RFC13-2020S	C	13.0	25.0	25.0	20.00	20.00	125.00	20.00	20.0	26	
QD-RFD16-1616S	D	16.0	25.0	25.0	16.00	16.00	125.00	16.00	16.0	32	
QD-RFD16-2020S	D	16.0	25.0	25.0	20.00	20.00	125.00	20.00	20.0	32	
QD-RFE12-0707S	E	12.0	22.0		7.00	7.00	125.00	7.25	7.0	24	
QD-RFE13-1010S	E	13.0	22.0	22.0	10.00	10.00	127.00	10.00	10.0	26	
QD-RFE16-1212S	E	16.0	22.0	22.0	12.00	12.00	127.00	12.00	12.0	32	
QD-RFE20-1616S	E	20.0	29.0		16.00	16.00	127.00	16.00	16.0	40	
QD-RFE20-2525A	E	20.0	30.0		25.00	25.00	150.00	25.25	25.0		
QD-RFE26-2020S	E	26.0	35.0		20.00	20.00	127.00	20.00	20.0	52	
QD-RFF20-1616S	F	20.0	29.0		16.00	16.00	125.00	16.00	16.0	40	
QD-RFF26-2020S	F	26.0	35.0		20.00	20.00	125.00	20.00	20.0	52	
QD-RFF26-2525A	F	26.0	36.0		25.00	25.00	150.00	25.25	25.0		
QD-RFG20-1616S	G	20.0	29.0		16.00	16.00	125.00	16.00	16.0	40	
QD-RFG26-2525A	G	26.0	36.0		25.00	25.00	150.00	25.25	25.0		
QD-RFG33-2020S	G	33.0	42.0		20.00	20.00	125.00	20.00	20.0	66	
QD-RFH33-2020S	H	33.0	42.0		20.00	20.00	125.00	20.00	20.0	66	
QD-RFH33-2525A	H	33.0	42.0		25.00	25.00	150.00	25.25	25.0		
QD-RFH33C3232A	H	33.0	55.0		32.00	32.00	170.00	33.00	32.3		G 1/8-28
QD-RFH45C3232A	H	45.0	66.0		32.00	32.00	170.00	33.00	32.3		G 1/8-28
QD-RFJ33C3232A	J	33.0	54.0		32.00	32.00	170.00	33.00	32.0		G 1/8-28
QD-RFJ45C3232A	J	45.0	66.0		32.00	32.00	170.00	33.00	32.0		G 1/8-28
QD-RFK33C3232A	K	33.0	55.0		32.00	32.00	170.00	33.00	32.0		G 1/8-28
QD-RFK45C3232A	K	45.0	67.0		32.00	32.00	170.00	33.00	32.0		G 1/8-28
QD-RFK60C4040A	K	60.0	83.1		40.00	40.00	250.00	40.33	40.0		G 1/8-28
QD-RFL45C3232A	L	45.0	70.0		32.00	32.00	170.00	32.33	32.0		G 1/8-28
QD-RFL65C4040A	L	65.0	90.0		40.00	40.00	250.00	40.33	40.0		G 1/8-28

R = Right hand, L = Left hand



CoroCut® QD, shank tool for parting and grooving

Spring clamp design



Imperial (inch)

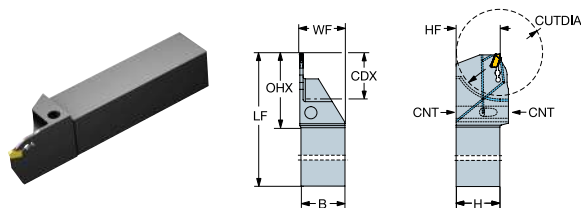
	Ordering code	SSC	CDX [inch]	OHX [inch]	OHN [inch]	B [inch]	H [inch]	LF [inch]	WF [inch]	HF [inch]	CUTDIA [inch]	CNT
	QD-LFG1300C20D	G	1.300	2.165		1.250	1.250	7.000	1.299	1.250	3	G 1/8-28
	QD-RFG1300C20D	G	1.300	2.165		1.250	1.250	7.000	1.299	1.250	3	G 1/8-28
	QD-LFB0375-10S	B	0.375	1.000	1.000	0.625	0.625	5.000	0.629	0.625	1	
	QD-LFB0375-12S	B	0.375	0.984	0.984	0.750	0.750	5.000	0.754	0.750	1	
	QD-LFC0500-12S	C	0.500	0.984	0.984	0.750	0.750	5.000	0.754	0.750	1	
	QD-LFD0625-10S	D	0.625	1.000	1.000	0.625	0.625	5.000	0.631	0.625	1	
	QD-LFD0625-12S	D	0.625	0.984	0.984	0.750	0.750	5.000	0.756	0.750	1	
	QD-LFE0500-06S	E	0.500	0.866	0.866	0.375	0.375	5.000	0.375	0.375	1	
	QD-LFE0625-08S	E	0.625	0.866	0.866	0.500	0.500	5.000	0.500	0.500	1	
	QD-LFE0750-16A	E	0.750	1.181		1.000	1.000	6.000	1.010	1.000		
	QD-LFE0800-10S	E	0.800	1.181		0.625	0.625	5.000	0.625	0.625	2	
	QD-LFE1000-12S	E	1.000	1.378		0.750	0.750	5.000	0.750	0.750	2	
	QD-LFF0800-10S	F	0.800	1.181		0.625	0.625	5.000	0.625	0.625	2	
	QD-LFF1000-12S	F	1.000	1.378		0.750	0.750	5.000	0.750	0.750	2	
	QD-LFF1000-16A	F	1.000	1.378		1.000	1.000	6.000	1.010	1.000		
	QD-LFG0800-10S	G	0.800	1.181		0.625	0.625	5.000	0.625	0.625	2	
	QD-LFG1000-16A	G	1.000	1.417		1.000	1.000	6.000	1.010	1.000		
	QD-LFG1000C12A	G	1.000	1.929		0.750	0.750	5.000	0.800	0.750		G 1/8-28
	QD-LFG1000C16A	G	1.000	1.890		1.000	1.000	6.000	1.010	1.000		G 1/8-28
	QD-LFG1300-12S	G	1.300	1.654		0.750	0.750	5.000	0.750	0.750	3	
	QD-LFG1300C16A	G	1.300	2.402		1.000	1.000	6.000	1.010	1.000		G 1/8-28
	QD-LFH1300-12S	H	1.300	1.654		0.750	0.750	5.000	0.750	0.750	3	
	QD-LFH1300-16A	H	1.300	1.654		1.000	1.000	6.000	1.010	1.000		
	QD-LFH1300C12A	H	1.300	2.205		0.750	0.750	5.000	0.800	0.750		G 1/8-28
	QD-LFH1300C16A	H	1.300	1.693		1.000	1.000	6.000	1.010	1.000		G 1/8-28
	QD-LFH1600C16A	H	1.600	2.520		1.000	1.000	6.000	1.010	1.000		G 1/8-28

R = Right hand. L = Left hand



CoroCut® QD, shank tool for parting and grooving

Spring clamp design



Imperial (inch)

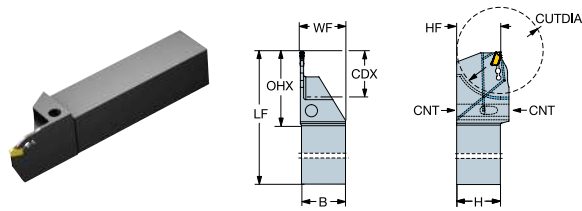
Ordering code	SSC	CDX [inch]	OHX [inch]	OHN [inch]	B [inch]	H [inch]	LF [inch]	WF [inch]	HF [inch]	CUTDIA [inch]	CNT
QD-LFH1800C20A	H	1.800	2.677		1.250	1.250	7.000	1.299	1.250		G 1/8-28
QD-LFJ1300C20A	J	1.300	2.165		1.250	1.250	7.000	1.299	1.250		G 1/8-28
QD-LFK1300C20A	K	1.300	2.165		1.250	1.250	7.000	1.299	1.250		G 1/8-28
QD-LFL1500C24A	L	1.500	2.484		1.500	1.500	10.000	0.302	0.945		G 1/8-28
QD-LFL1750C20A	L	1.750	2.736		1.250	1.250	7.000	0.302	0.787		G 1/8-28
QD-LFL2500C24A	L	2.500	3.484		1.500	1.500	10.000	0.302	0.945		G 1/8-28
QD-RFB0375-10S	B	0.375	1.000	1.000	0.625	0.625	5.000	0.629	0.625	1	
QD-RFB0375-12S	B	0.375	1.000	1.000	0.750	0.750	5.000	0.754	0.750	1	
QD-RFC0500-10S	C	0.500	1.000	1.000	0.625	0.625	5.000	0.629	0.625	1	
QD-RFC0500-12S	C	0.500	0.984	0.984	0.750	0.750	5.000	0.754	0.750	1	
QD-RFD0625-10S	D	0.625	1.000	1.000	0.625	0.625	5.000	0.631	0.625	1	
QD-RFD0625-12S	D	0.625	0.984	0.984	0.750	0.750	5.000	0.756	0.750	1	
QD-RFE0625-08S	E	0.625	0.866	0.866	0.500	0.500	5.000	0.500	0.500	1	
QD-RFE0750-16A	E	0.750	1.378		1.000	1.000	6.000	1.010	1.000		
QD-RFE0800-10S	E	0.800	1.181		0.625	0.625	5.000	0.625	0.625	2	
QD-RFE1000-12S	E	1.000	1.378		0.750	0.750	5.000	0.750	0.750	2	
QD-RFF0800-10S	F	0.800	1.181		0.625	0.625	5.000	0.625	0.625	2	
QD-RFF1000-12S	F	1.000	1.378		0.750	0.750	5.000	0.750	0.750	2	
QD-RFF1000-16A	F	1.000	1.378		1.000	1.000	6.000	1.010	1.000		
QD-RFG0800-10S	G	0.800	1.181		0.625	0.625	5.000	0.625	0.625	2	
QD-RFG1000-16A	G	1.000	1.378		1.000	1.000	6.000	1.010	1.000		
QD-RFG1000C12A	G	1.000	1.929		0.750	0.750	5.000	0.800	0.750		G 1/8-28
QD-RFG1000C16A	G	1.000	1.890		1.000	1.000	6.000	1.010	1.000		G 1/8-28
QD-RFG1300-12S	G	1.300	1.654		0.750	0.750	5.000	0.750	0.750	3	
QD-RFG1300C16A	G	1.300	2.402		1.000	1.000	6.000	1.010	1.000		G 1/8-28
QD-RFH1300-12S	H	1.300	1.654		0.750	0.750	5.000	0.750	0.750	3	

R = Right hand, L = Left hand



CoroCut® QD, shank tool for parting and grooving

Spring clamp design



Imperial (inch)

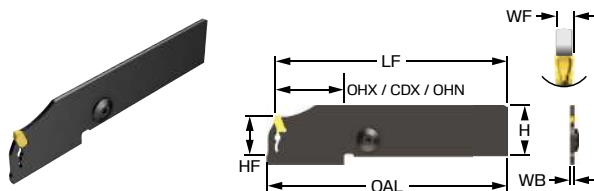
	Ordering code	SSC	CDX [inch]	OHX [inch]	OHN [inch]	B [inch]	H [inch]	LF [inch]	WF [inch]	HF [inch]	CUTDIA [inch]	CNT
	QD-RFH1300-16A	H	1.300	1.693		1.000	1.000	6.000	1.010	1.000		
	QD-RFH1300C12A	H	1.300	2.205		0.750	0.750	5.000	0.800	0.750		G 1/8-28
	QD-RFH1300C16A	H	1.300	1.693		1.000	1.000	6.000	1.010	1.000		G 1/8-28
	QD-RFH1300C20A	H	1.300	2.165		1.250	1.250	7.000	1.299	1.250		G 1/8-28
	QD-RFH1600C16A	H	1.600	2.520		1.000	1.000	6.000	1.010	1.000		G 1/8-28
	QD-RFH1800C20A	H	1.800	2.638		1.250	1.250	7.000	1.299	1.250		G 1/8-28
	QD-RFJ1300C20A	J	1.300	2.165		1.250	1.250	7.000	1.299	1.250		G 1/8-28
	QD-RFJ1800C20A	J	1.800	2.638		1.250	1.250	7.000	1.299	1.250		G 1/8-28
	QD-RFK1300C20A	K	1.300	2.165		1.250	1.250	7.000	1.299	1.250		G 1/8-28
	QD-RFL1750C20A	L	1.750	2.736		1.250	1.250	7.000	0.302	0.787		G 1/8-28
	QD-RFL2500C24A	L	2.500	3.484		1.500	1.500	10.000	0.302	0.945		G 1/8-28

R = Right hand. L = Left hand



CoroCut® QD, blade for Y-axis parting

Spring clamp design



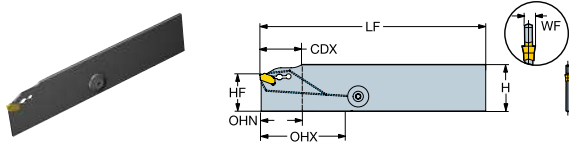
Metric (mm)

Ordering code	SSC	CDX [mm]	OHX [mm]	OHN [mm]	H [mm]	WB [mm]	LF [mm]	WF [mm]	HF [mm]	CP [bar]
QD-NN1G36C21AY1	G	36.0	44.5		25.90		115.00	2.67	21.4	
QD-NN1G45C21AY1	G	45.0	53.5		25.90		115.00	2.67	21.4	
QD-NN1G45C25AY1	G	45.0	53.5		31.90		145.00	2.67	25.0	
QD-NN1G60C25AY	G	60.0	60.0	30.0	31.90	2.3	145.00	2.70	32.0	70
QD-NN1G60C25AY1	G	60.0	68.8		31.90		145.00	2.67	25.0	
QD-NN1H45C25AY1	H	45.0	53.5		31.90		145.00	3.67	25.0	
QD-NN1H60C25AY	H	60.0	60.0	30.0	31.90	3.3	144.00	3.70	32.0	70
QD-NN1H60C25AY1	H	60.0	68.5		31.90		145.00	3.67	25.0	
QD-NN1H90C25AY	H	90.0	90.0	60.0	31.90	3.3	164.00	3.70	32.0	70
QD-NN1J60C25AY1	J	60.0	69.0		31.90		144.50	4.68	25.0	
QD-NN1K60C25AY1	K	60.0	69.0		31.90		144.50	5.68	25.0	
QD-NR1E36C21AY1	E	36.0	44.5		25.90		115.00	1.75	21.4	
QD-NR1E45C21AY1	E	45.0	53.5		25.90		115.00	1.75	21.4	
QD-NR1E45C25AY1	E	45.0	53.5		31.90		145.00	1.75	25.0	
QD-NR1E60C25AY1	E	60.0	68.5		31.90		145.00	1.75	25.0	
QD-NR1F36C21AY1	F	36.0	44.5		25.90		115.00	2.25	21.4	
QD-NR1F45C21AY1	F	45.0	53.5		25.90		115.00	2.25	21.4	
QD-NR1F45C25AY1	F	45.0	53.5		31.90		145.00	2.25	25.0	
QD-NR1F60C25AY1	F	60.0	68.5		31.90		145.00	2.25	25.0	

SSC = To correspond with SSC on insert

CoroCut® QD, blade for parting

Single ended parting blade. Spring clamp design. Neutral coupling. Precision coolant supply



Metric (mm)

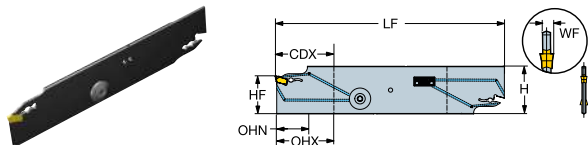
	Ordering code	SSC	CDX [mm]	OHX [mm]	OHN [mm]	H [mm]	LF [mm]	WF [mm]	HF [mm]	CP [bar]
	QD-NN1G60C25A	G	60.0	60.0	17.0	31.90	150.00	2.67	25.0	70
	QD-NN1H36C21A	H	36.0	36.0	17.0	25.90	110.00	3.67	21.4	70
	QD-NN1H60C25A	H	60.0	60.0	17.0	31.90	150.00	3.67	25.0	70
	QD-NR1E26C25A	E	26.0	26.0	17.0	31.90	150.00	1.75	25.0	70
	QD-NR1F33C25A	F	33.0	33.0	17.0	31.90	150.00	2.25	25.0	70

SSC = To correspond with SSC on insert



CoroCut® QD, blade for parting

Double ended parting blade Spring clamp design. Neutral coupling. Precision coolant supply



Metric (mm)

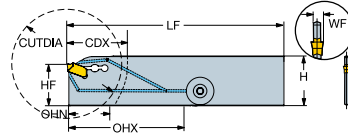
	Ordering code	SSC	CDX [mm]	OHX [mm]	OHN [mm]	H [mm]	LF [mm]	WF [mm]	HF [mm]	CP [bar]
	QD-NN2G36C21A	G	36.0	36.0	19.0	25.90	110.00	2.67	21.4	70
	QD-NN2G60C25A	G	60.0	60.0	20.0	31.90	150.00	2.67	25.0	70
	QD-NN2G80C45A	G	80.0	80.0	30.0	52.50	225.00	2.67	45.0	70
	QD-NN2H60C25A	H	60.0	60.0	20.0	31.90	150.00	3.67	25.0	70
	QD-NN2H80C45A	H	80.0	80.0	30.0	52.50	225.00	3.67	45.0	70
	QD-NN2J60C25A	J	60.0	60.0	25.0	31.90	150.00	4.68	25.0	70
	QD-NN2J80C45A	J	80.0	80.0	30.0	52.50	225.00	4.68	45.0	70
	QD-NN2K60C25A	K	60.0	60.0	24.0	31.90	150.00	5.68	25.0	70
	QD-NN2K80C45A	K	80.0	80.0	30.0	52.50	225.00	5.68	45.0	70
	QD-NN2L80C45A	L	80.0	80.0	25.0	52.50	225.00	7.68	45.0	70
	QD-NR2D16C25A	D	16.0	50.0	18.0	31.90	150.00	2.50	25.0	70
	QD-NR2E26C25A	E	26.0	60.0	26.0	31.90	150.00	2.60	25.0	70
	QD-NR2F33C25A	F	33.0	50.0	33.0	31.90	150.00	2.60	25.0	70

SSC = To correspond with SSC on insert

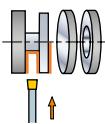


CoroCut® QD, blade for parting

Single ended parting blade. Spring clamp design with curved reinforcement. Precision coolant supply



Metric (mm)

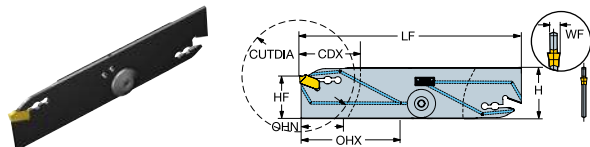
	Ordering code	SSC	CDX [mm]	OHX [mm]	OHN [mm]	H [mm]	LF [mm]	WF [mm]	HF [mm]	CUTDIA [mm]	CP [bar]
	QD-NR1F33C21D	F	33.0	36.0	33.0	25.90	110.00	2.60	21.4	66	70

SSC = To correspond with SSC on insert



CoroCut® QD, blade for parting

Double ended parting blade. Spring clamp design with curved reinforcement. Precision coolant supply



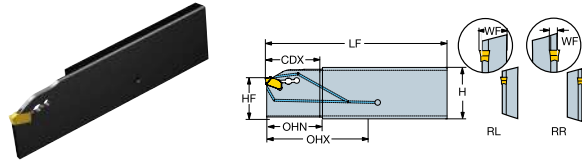
Metric (mm)

	Ordering code	SSC	CDX [mm]	OHX [mm]	OHN [mm]	H [mm]	LF [mm]	WF [mm]	HF [mm]	CUTDIA [mm]	CP [bar]
	QD-NR2B10C21D	B	10.0	36.0	18.0	25.90	110.00	2.45	21.4	20	70
	QD-NR2C13C21D	C	13.0	36.0	18.0	25.90	110.00	2.45	21.4	26	70
	QD-NR2D16C21D	D	16.0	36.0	18.0	25.90	110.00	2.50	21.4	32	70
	QD-NR2E26C21D	E	26.0	36.0	26.0	25.90	110.00	2.60	21.4	52	70

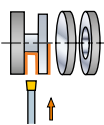
SSC = To correspond with SSC on insert

CoroCut® QD, blade for parting

Single ended parting blade with linear reinforcement. Spring clamp design. Precision coolant supply. Right hand



Metric (mm)

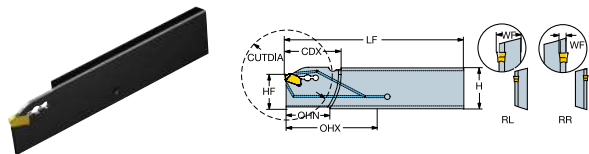
	Ordering code	SSC	CDX [mm]	OHX [mm]	OHN [mm]	H [mm]	LF [mm]	WF [mm]	HF [mm]	CP [bar]
	QD-RL1E26C25A	E	26.0	26.0	17.0	31.90	110.00	8.25	25.0	70
	QD-RL1F33C25A	F	33.0	33.0	17.0	31.90	110.00	8.25	25.0	70
	QD-RL1G33C25A	G	33.0	50.0	33.0	31.90	110.00	8.32	25.0	70
	QD-RL1H40C25A	H	40.0	40.0	17.0	31.90	110.00	8.32	25.0	70
	QD-RR1E26C25A	E	26.0	50.0	26.0	31.90	110.00	1.75	25.0	70
	QD-RR1F33C25A	F	33.0	50.0	33.0	31.90	110.00	2.25	25.0	70
	QD-RR1G33C25A	G	33.0	50.0	33.0	31.90	110.00	2.67	25.0	70
	QD-RR1H40C25A	H	40.0	50.0	40.0	31.90	110.00	3.67	25.0	70

SSC = To correspond with SSC on insert



CoroCut® QD, blade for parting

Single ended parting blade with curved reinforcement. Spring clamp design. Precision coolant supply. Right hand



Metric (mm)

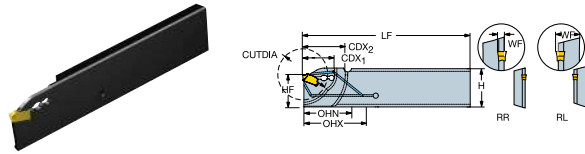
	Ordering code	SSC	CDX [mm]	OHX [mm]	OHN [mm]	H [mm]	LF [mm]	WF [mm]	HF [mm]	CUTDIA [mm]	CP [bar]
	QD-RL1E26C21D	E	26.0	26.0	17.0	25.90	110.00	8.25	21.4	52	70
	QD-RL1F26C21D	F	26.0	26.0	17.0	25.90	110.00	8.25	21.4	52	70
	QD-RL1G33C21D	G	33.0	50.0	33.0	25.90	110.00	8.32	21.4	66	70
	QD-RR1E26C21D	E	26.0	50.0	26.0	25.90	110.00	1.75	21.4	52	70
	QD-RR1G26C21D	G	26.0	50.0	26.0	25.90	110.00	2.67	21.4	52	70
	QD-RR1G33C21D	G	33.0	50.0	33.0	25.90	110.00	2.67	21.4	66	70

SSC = To correspond with SSC on insert



CoroCut® QD, blade for parting

Single ended parting blade with two reinforced curves. Spring clamp design. Precision coolant supply. Right hand



Metric (mm)

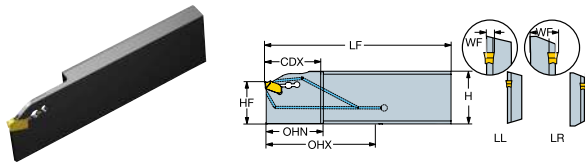
	Ordering code	SSC	CDX [mm]	OHX [mm]	OHN [mm]	H [mm]	LF [mm]	WF [mm]	HF [mm]	CUTDIA [mm]	CP [bar]
	QD-RL1D18C21D2	D	18.0	45.0	21.0	25.90	110.00	2.50	21.4	36	70
	QD-RL1E18C21D2	E	18.0	50.0	18.0	25.90	110.00	8.25	21.4	36	70
	QD-RL1G18C21D2	G	18.0	50.0	18.0	25.90	110.00	8.32	21.4	36	70
	QD-RR1D18C21D2	D	18.0	45.0	21.0	25.90	110.00	2.50	21.4	36	70
	QD-RR1E18C21D2	E	18.0	50.0	18.0	25.90	110.00	1.75	21.4	36	70
	QD-RR1G18C21D2	G	18.0	50.0	18.0	25.90	110.00	2.67	21.4	36	70

SSC = To correspond with SSC on insert



CoroCut® QD, blade for parting

Single ended parting blade with linear reinforcement. Spring clamp design. Precision coolant supply. Left hand



Metric (mm)

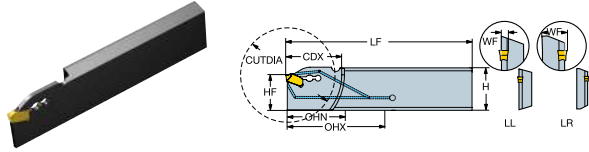
	Ordering code	SSC	CDX [mm]	OHX [mm]	OHN [mm]	H [mm]	LF [mm]	WF [mm]	HF [mm]	CP [bar]
	QD-LL1E26C25A	E	26.0	50.0	26.0	31.90	110.00	1.75	25.1	70
	QD-LL1F33C25A	F	33.0	50.0	33.0	31.90	110.00	2.25	25.1	70
	QD-LL1G33C25A	G	33.0	50.0	33.0	31.90	110.00	2.67	25.1	70
	QD-LL1H40C25A	H	40.0	50.0	40.0	31.90	110.00	3.67	25.1	70
	QD-LR1E26C25A	E	26.0	50.0	26.0	31.90	110.00	8.25	25.0	70
	QD-LR1F33C25A	F	33.0	50.0	33.0	31.90	110.00	8.25	25.0	70
	QD-LR1G33C25A	G	33.0	50.0	33.0	31.90	110.00	8.32	25.1	70
	QD-LR1H40C25A	H	40.0	50.0	40.0	31.90	110.00	8.32	25.0	70

SSC = To correspond with SSC on insert



CoroCut® QD, blade for parting

Single ended parting blade with curved reinforcement. Spring clamp design. Precision coolant supply. Left hand



Metric (mm)

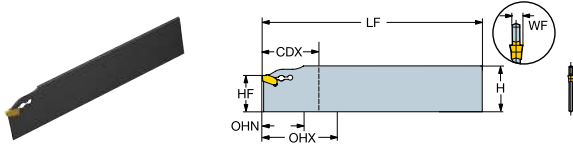
	Ordering code	SSC	CDX [mm]	OHX [mm]	OHN [mm]	H [mm]	LF [mm]	WF [mm]	HF [mm]	CUTDIA [mm]	CP [bar]
	QD-LL1E26C21D	E	26.0	50.0	26.0	25.90	110.00	1.75	21.4	52	70
	QD-LL1F26C21D	F	26.0	50.0	26.0	25.90	110.00	2.25	21.4	52	70
	QD-LL1G26C21D	G	26.0	50.0	26.0	25.90	110.00	2.67	21.4	52	70
	QD-LL1G33C21D	G	33.0	50.0	33.0	25.90	110.00	2.67	21.4	66	70
	QD-LR1E26C21D	E	26.0	26.0	17.0	25.90	110.00	8.25	21.4	52	70
	QD-LR1F26C21D	F	26.0	26.0	17.0	25.90	110.00	8.25	21.4	52	70
	QD-LR1G33C21D	G	33.0	50.0	33.0	25.90	110.00	8.32	21.4	66	70

SSC = To correspond with SSC on insert



CoroCut® QD, blade for parting

Single ended parting blade. Spring clamp design. Neutral coupling



Metric (mm)

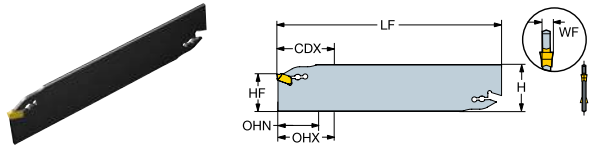
	Ordering code	SSC	CDX [mm]	OHX [mm]	OHN [mm]	H [mm]	LF [mm]	WF [mm]	HF [mm]
	QD-NN1F33-25A	F	33.0	33.0	17.0	31.90	150.00	2.25	25.0
	QD-NN1G60-25A	G	60.0	60.0	17.0	31.90	150.00	2.67	25.0
	QD-NN1H36-21A	H	36.0	36.0	17.0	25.90	110.00	3.67	21.4
	QD-NN1H60-25A	H	60.0	60.0	17.0	31.90	150.00	3.67	25.0
	QD-NR1E26-25A	E	26.0	26.0	17.0	31.90	150.00	1.75	25.0

SSC = To correspond with SSC on insert



CoroCut® QD, blade for parting

Double ended parting blade. Spring clamp design. Neutral coupling



Metric (mm)

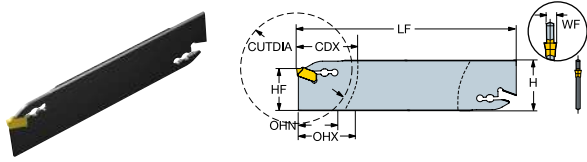
	Ordering code	SSC	CDX [mm]	OHX [mm]	OHN [mm]	H [mm]	LF [mm]	WF [mm]	HF [mm]
	QD-NN2F33-21A	F	33.0	35.0	17.0	25.90	110.00	2.25	21.4
	QD-NN2F33-25A	F	33.0	50.0	17.0	31.90	150.00	2.25	25.0
	QD-NN2G36-21A	G	36.0	36.0	17.0	25.90	110.00	2.67	21.4
	QD-NN2G60-25A	G	60.0	60.0	17.0	31.90	150.00	2.67	25.0
	QD-NN2G80-45A	G	80.0	80.0	30.0	52.50	225.00	2.67	45.0
	QD-NN2H60-25A	H	60.0	60.0	17.0	31.90	150.00	3.67	25.0
	QD-NN2H80-45A	H	80.0	80.0	30.0	52.50	225.00	3.67	45.0
	QD-NN2L80-45A	L	80.0	80.0	25.0	52.50	225.00	7.68	45.0
	QD-NR2E26-25A	E	26.0	50.0	26.0	31.90	150.00	2.60	25.0

SSC = To correspond with SSC on insert

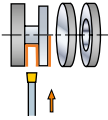


CoroCut® QD, blade for parting

Double ended parting blade with curved reinforcement. Spring clamp design. Neutral coupling



Metric (mm)

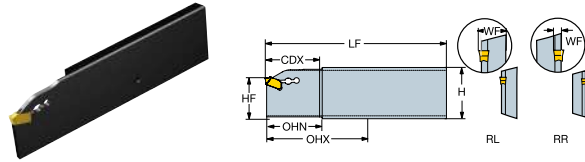
	Ordering code	SSC	CDX [mm]	OHX [mm]	OHN [mm]	H [mm]	LF [mm]	WF [mm]	HF [mm]	CUTDIA [mm]
	QD-NR2E26-21D	E	26.0	50.0	26.0	25.90	110.00	2.60	21.4	52

SSC = To correspond with SSC on insert



CoroCut® QD, blade for parting

Single ended parting blade with linear reinforcement. Spring clamp design. Right hand coupling



Metric (mm)

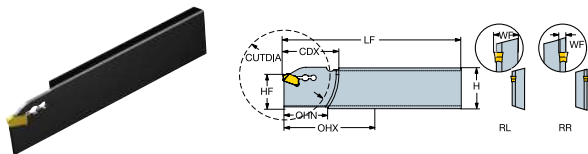
	Ordering code	SSC	CDX [mm]	OHX [mm]	OHN [mm]	H [mm]	LF [mm]	WF [mm]	HF [mm]
	QD-RL1G33-25A	G	33.0	50.0	33.0	31.90	110.00	8.32	25.0
	QD-RR1G33-25A	G	33.0	50.0	33.0	31.90	110.00	2.67	25.0

SSC = To correspond with SSC on insert



CoroCut® QD, blade for parting

Single ended parting blade with curved reinforcement. Spring clamp design. Right hand coupling



Metric (mm)

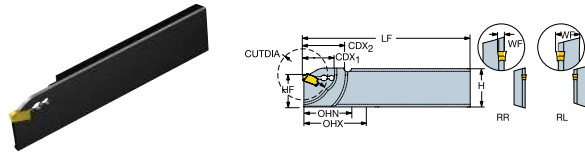
	Ordering code	SSC	CDX [mm]	OHX [mm]	OHN [mm]	H [mm]	LF [mm]	WF [mm]	HF [mm]	CUTDIA [mm]
	QD-RL1G33-21D	G	33.0	50.0	33.0	25.90	110.00	8.32	21.4	66
	QD-RR1G26-21D	G	26.0	50.0	26.0	25.90	110.00	2.67	21.4	52
	QD-RR1G33-21D	G	33.0	50.0	33.0	25.90	110.00	2.67	21.4	66

SSC = To correspond with SSC on insert



CoroCut® QD, blade for parting

Single ended parting blade with with two reinforced curves. Spring clamp design. Right hand coupling



Metric (mm)

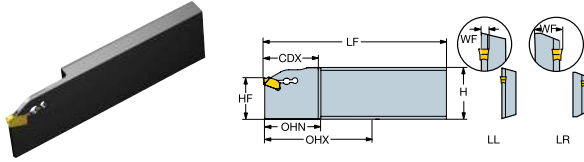
	Ordering code	SSC	CDX [mm]	OHX [mm]	OHN [mm]	H [mm]	LF [mm]	WF [mm]	HF [mm]	CUTDIA [mm]
	QD-RR1E18-21D2	E	18.0	50.0	18.0	25.90	110.00	1.75	21.4	36
	QD-RR1G18-21D2	G	18.0	50.0	18.0	25.90	110.00	2.67	21.4	36

SSC = To correspond with SSC on insert



CoroCut® QD, blade for parting

Single ended parting blade with linear reinforcement. Spring clamp design. Left hand coupling



Metric (mm)

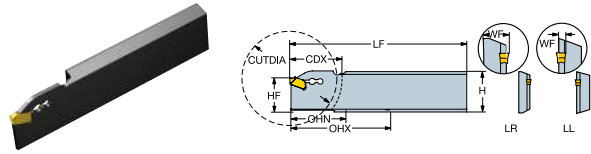
	Ordering code	SSC	CDX [mm]	OHX [mm]	OHN [mm]	H [mm]	LF [mm]	WF [mm]	HF [mm]
	QD-LL1G33-25A	G	33.0	50.0	33.0	31.90	110.00	2.67	25.1
	QD-LR1G33-25A	G	33.0	50.0	33.0	31.90	110.00	8.32	25.1

SSC = To correspond with SSC on insert



CoroCut® QD, blade for parting

Single ended parting blade with curved reinforcement. Spring clamp design. Left hand coupling



Metric (mm)

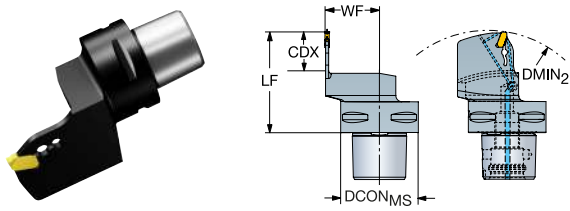
	Ordering code	SSC	CDX [mm]	OHX [mm]	OHN [mm]	H [mm]	LF [mm]	WF [mm]	HF [mm]	CUTDIA [mm]
	QD-LL1G26-21D	G	26.0	50.0	26.0	25.90	110.00	2.67	21.4	52
	QD-LL1G33-21D	G	33.0	50.0	33.0	25.90	110.00	2.67	21.4	66
	QD-LR1G33-21D	G	33.0	50.0	33.0	25.90	110.00	8.32	21.4	66

SSC = To correspond with SSC on insert



CoroCut® QD, cutting head for grooving

Spring clamp design



Metric (mm)

Ordering code	SSC	CDX [mm]	DMIN ₁ [mm]	OHX [mm]	DCON _{MS} [mm]	LF [mm]	WF [mm]	HF [mm]	CP [bar]
SL-QD-LGE22C25	E	22.0	55.0	9.0	25.00	9.00	36.10	0.1	80
SL-QD-LGE26C32	E	26.0	64.0	11.0	32.00	11.00	43.60	0.1	80
SL-QD-LGF26C32	F	26.0	65.0	11.0	32.00	11.00	43.60	0.1	80
SL-QD-LGG22C25	G	22.0	70.0	9.0	25.00	9.00	36.10	0.1	80
SL-QD-LGG26C32	G	26.0	70.0	11.0	32.00	11.00	43.60	0.1	80
SL-QD-LGG32C40	G	32.0	80.0	12.0	40.00	12.00	53.60	0.1	80
SL-QD-LGH32C32	H	32.0	75.0	11.0	32.00	11.00	49.60	0.1	80
SL-QD-LGH40C40	H	40.0	90.0	12.0	40.00	12.00	61.60	0.1	80
SL-QD-LGJ40C40	J	40.0	130.0	12.0	40.00	12.00	61.60	0.1	80
SL-QD-LGK40C40	K	40.0	130.0	12.0	40.00	12.00	61.60	0.1	80
SL-QD-RGE22C25	E	22.0	55.0	9.0	25.00	9.00	36.10	0.1	80
SL-QD-RGE26C32	E	26.0	64.0	11.0	32.00	11.00	43.60	0.1	80
SL-QD-RGF22C25	F	22.0	65.0	9.0	25.00	9.00	36.10	0.1	80
SL-QD-RGF26C32	F	26.0	65.0	11.0	32.00	11.00	43.60	0.1	80
SL-QD-RGG22C25	G	22.0	70.0	9.0	25.00	9.00	36.10	0.1	80
SL-QD-RGG26C32	G	26.0	70.0	11.0	32.00	11.00	43.60	0.1	80
SL-QD-RGG32C40	G	32.0	80.0	12.0	40.00	12.00	53.60	0.1	80
SL-QD-RGH32C32	H	32.0	75.0	11.0	32.00	11.00	49.60	0.1	80
SL-QD-RGH40C40	H	40.0	90.0	12.0	40.00	12.00	61.60	0.1	80
SL-QD-RGJ40C40	J	40.0	130.0	12.0	40.00	12.00	61.60	0.1	80
SL-QD-RGK40C40	K	40.0	130.0	12.0	40.00	12.00	61.60	0.1	80

R = Right hand. L = Left hand

CoroCut® QF

Inserts	144
CoroCut® QF, insert for face grooving	144
Cutting units	146
CoroCut® QF, cutting unit for face grooving	146
Shank tools	148
CoroCut® QF, shank tool for face grooving	148
CoroCut® QF, QS™ shank tool for face grooving	150
Cutting heads	154
CoroCut® QF, cutting head for face grooving	154



Read more about CoroCut® QF:
sandvik.coromant.com/corocut-qf



CoroCut® QF

Secure face grooving


CoroCut® QF redefines face grooving by delivering unparalleled reliability, even in the most challenging deep, narrow grooves. It is the first choice for deep face grooving for diameters over 30 mm.

Application

- Face grooving
- Minimum first cut diameter (DAXIN): 30 mm (1.18 inch)
- Maximum cutting depth (CDX): 50 mm (1.97 inch)
- Minimum corner radius: 0.2 mm (0.008 inch)

Features and benefits

- Innovative blade design for superior stability and process security
- Tilted insert with rails at the top, bottom and back of the insert to minimize insert movement
- Precision coolant supply with plug-and-play coolant connection
- Easy insert clamping ensures correct clamping force



P M K N S
ISO application area

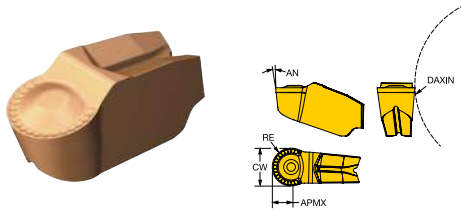
CoroTurn® SL cutting heads for face grooving

- CoroTurn® SL cutting heads for face grooving
- Modular, extremely robust serration lock (SL) interface
- The SL heads have axial mounting for increased stability and rigidity
- Use the cutting heads with damped Silent Tools™ boring bars for increased accessibility, process security and groove quality





CoroCut® QF, insert for face grooving



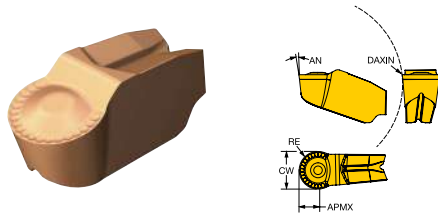
Metric (mm)

		P			S				K		M			N								
Ordering code	1125	1135	1145	1105	1125	1135	H10F	1125	1135	1105	1125	1135	1145	1105	1125	H10F	SSC	CW [mm]	RE [mm]	REL [mm]	RER [mm]	DAXIN [mm]
	Finishing	QFT-G-0300-02-GF	●			●	○	○			○	●					●	QFT-G	3.00		0.20	0.20
QFT-G-0300-03-TF		●		○	●	○		●		○	○	●	○				QFT-G	3.00		0.30	0.30	30.0
QFT-H-0400-02-GF		●			●	○	○			○	●					●	QFT-H	4.00		0.20	0.20	30.0
QFT-H-0400-03-TF		●		○	●	○		●		○	○	●	○				QFT-H	4.00		0.30	0.30	30.0
QFT-K-0600-04-TF		●		○	●						○	●	○				QFT-K	6.00		0.40	0.40	45.0
QFT-L-0800-08-TF		●		○	●						○	●	○				QFT-L	8.00		0.80	0.80	60.0
Medium	QFT-G-0300-RM	●	○		●	○	○	●	○	○	○	●		●	○		QFT-G	3.00	1.5			30.0
	QFT-H-0400-RM	●	○		●	○	○	●	○	○	○	●		●	○		QFT-H	4.00	2.0			30.0
	QFT-K-0600-RM	●	○		●	○	○	●	○	○	○	●		●	○		QFT-K	6.00	3.0			45.0

● = First choice ○ = Good choice



CoroCut® QF, insert for face grooving



Metric (mm)

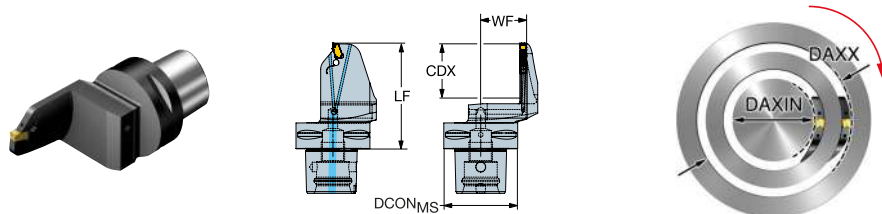
		P			S				K		M			N								
Ordering code	1125	1135	1145	1105	1125	1135	H10F	1125	1135	1105	1125	1135	1145	1105	1125	H10F	SSC	CW [mm]	RE [mm]	REL [mm]	RER [mm]	DAXIN [mm]
	Finishing	QFU-G-0300-02-GF	●			●	○	○			○	●					●	QFU-G	3.00		0.20	0.20
QFU-G-0300-03-TF		●		○	●	○		●		○	○	●	○				QFU-G	3.00		0.30	0.30	30.0
QFU-H-0400-02-GF		●			●	○	○			○	●					●	QFU-H	4.00		0.20	0.20	30.0
QFU-H-0400-03-TF		●		○	●	○		●		○	○	●	○				QFU-H	4.00		0.30	0.30	30.0
QFU-K-0600-04-TF		●		○	●						○	●	○				QFU-K	6.00		0.40	0.40	45.0
QFU-L-0800-08-TF		●		○	●						○	●	○				QFU-L	8.00		0.80	0.80	60.0
Medium	QFU-G-0300-RM	●	○		●	○	○	●	○	○	○	●		●	○		QFU-G	3.00	1.5			30.0
	QFU-H-0400-RM	●	○		●	○	○	●	○	○	○	●		●	○		QFU-H	4.00	2.0			30.0
	QFU-K-0600-RM	●	○		●	○	○	●	○	○	○	●		●	○		QFU-K	6.00	3.0			45.0

● = First choice ○ = Good choice



CoroCut® QF, cutting unit for face grooving

Precision coolant supply



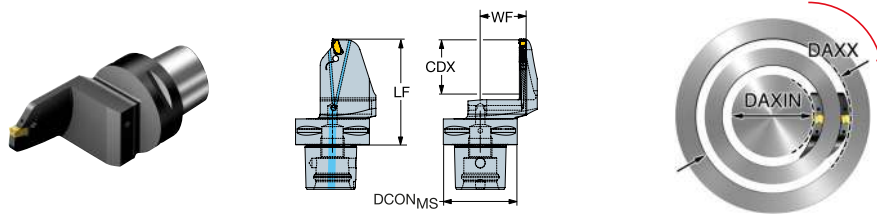
Metric (mm)

	Ordering code	SSC	CDX [mm]	DAXIN [mm]	DAXX [mm]	OHX [mm]	DCON _{MS} [mm]	LF [mm]	WF [mm]	CP [bar]
	C5-QFT-RK26C-045B	QFT-K	26.0	45.0	100.0	61.6	50.00	61.60	33.00	150
	C5-QFT-RK32C-088B	QFT-K	32.0	88.0	180.0	67.6	50.00	67.60	33.00	150
	C5-QFT-RK32C-168B	QFT-K	32.0	168.0	400.0	67.6	50.00	67.60	33.00	150
	C5-QFT-RK32C-220B	QFT-K	32.0	220.0	1000.0	67.6	50.00	67.60	33.00	150
	C6-QFT-RK26C-045B	QFT-K	26.0	45.0	100.0	65.1	63.00	65.10	39.00	150
	C6-QFT-RK32C-088B	QFT-K	32.0	88.0	180.0	71.1	63.00	71.10	39.00	150
	C6-QFT-RK32C-168B	QFT-K	32.0	168.0	400.0	71.1	63.00	71.10	39.00	150
	C6-QFT-RK32C-220B	QFT-K	32.0	220.0	1000.0	71.1	63.00	71.10	39.00	150
	C6-QFT-RL33C-060B	QFT-L	33.0	60.0	150.0	72.1	63.00	72.10	39.00	150
	C6-QFT-RL38C-120B	QFT-L	38.0	120.0	300.0	77.1	63.00	77.10	39.00	150
	C6-QFT-RL50C-220B	QFT-L	50.0	220.0	1000.0	89.1	63.00	89.10	39.00	150
	C8-QFT-RK26C-045B	QFT-K	26.0	45.0	100.0	73.1	80.00	73.10	42.00	150
	C8-QFT-RK32C-088B	QFT-K	32.0	88.0	180.0	79.1	80.00	79.10	42.00	150
	C8-QFT-RK32C-168B	QFT-K	32.0	168.0	400.0	79.1	80.00	79.10	42.00	150
	C8-QFT-RK32C-220B	QFT-K	32.0	220.0	1000.0	79.1	80.00	79.10	42.00	150
	C8-QFT-RL33C-060B	QFT-L	33.0	60.0	150.0	80.1	80.00	80.10	42.00	150
	C8-QFT-RL38C-120B	QFT-L	38.0	120.0	300.0	85.1	80.00	85.10	42.00	150
	C8-QFT-RL50C-220B	QFT-L	50.0	220.0	1000.0	97.1	80.00	97.10	42.00	150
	C5-QFU-LK26C-045B	QFU-K	26.0	45.0	100.0	61.6	50.00	61.60	33.00	150
	C5-QFU-LK32C-088B	QFU-K	32.0	88.0	180.0	67.6	50.00	67.60	33.00	150
	C5-QFU-LK32C-168B	QFU-K	32.0	168.0	400.0	67.6	50.00	67.60	33.00	150
	C5-QFU-LK32C-220B	QFU-K	32.0	220.0	1000.0	67.6	50.00	67.60	33.00	150
	C6-QFU-LK26C-045B	QFU-K	26.0	45.0	100.0	65.1	63.00	65.10	39.00	150
	C6-QFU-LK32C-088B	QFU-K	32.0	88.0	180.0	71.1	63.00	71.10	39.00	150
	C6-QFU-LK32C-168B	QFU-K	32.0	168.0	400.0	71.1	63.00	71.10	39.00	150
	C6-QFU-LK32C-220B	QFU-K	32.0	220.0	1000.0	71.1	63.00	71.10	39.00	150

R = Right hand, L = Left hand

CoroCut® QF, cutting unit for face grooving

Precision coolant supply



Metric (mm)

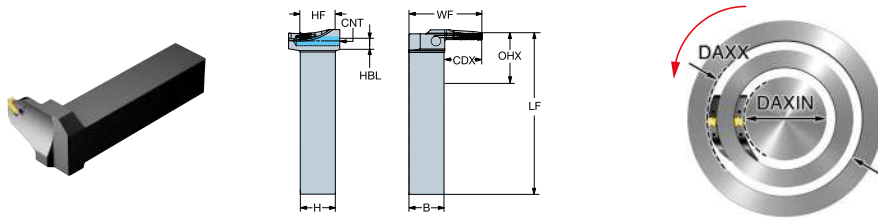
	Ordering code	SSC	CDX [mm]	DAXIN [mm]	DAXX [mm]	OHX [mm]	DCON _{MS} [mm]	LF [mm]	WF [mm]	CP [bar]
	C6-QFU-LL33C-060B	QFU-L	33.0	60.0	150.0	72.1	63.00	72.10	39.00	150
	C6-QFU-LL38C-120B	QFU-L	38.0	120.0	300.0	77.1	63.00	77.10	39.00	150
	C6-QFU-LL50C-220B	QFU-L	50.0	220.0	1000.0	89.1	63.00	89.10	39.00	150
	C8-QFU-LK26C-045B	QFU-K	26.0	45.0	100.0	73.1	80.00	73.10	42.00	150
	C8-QFU-LK32C-088B	QFU-K	32.0	88.0	180.0	79.1	80.00	79.10	42.00	150
	C8-QFU-LK32C-168B	QFU-K	32.0	168.0	400.0	79.1	80.00	79.10	42.00	150
	C8-QFU-LK32C-220B	QFU-K	32.0	220.0	1000.0	79.1	80.00	79.10	42.00	150
	C8-QFU-LL33C-060B	QFU-L	33.0	60.0	150.0	80.1	80.00	80.10	42.00	150
	C8-QFU-LL38C-120B	QFU-L	38.0	120.0	300.0	85.1	80.00	85.10	42.00	150
	C8-QFU-LL50C-220B	QFU-L	50.0	220.0	1000.0	97.1	80.00	97.10	42.00	150

R = Right hand. L = Left hand



CoroCut® QF, shank tool for face grooving

Precision coolant supply



Metric (mm)

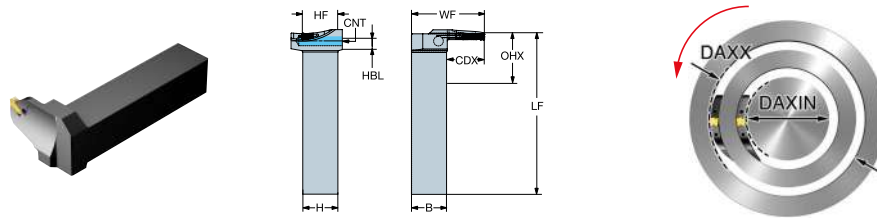
	Ordering code	SSC	CDX [mm]	DAXIN [mm]	DAXX [mm]	OHX [mm]	B [mm]	H [mm]	LF [mm]	WF [mm]	HF [mm]
	QFT-LGK32C3232-080B	QFT-K	32.0	80.0	200.0	18.0	32.00	32.00	146.00	58.60	32.0
	QFT-LGK32C3232-200B	QFT-K	32.0	200.0	1000.0	18.0	32.00	32.00	146.00	58.60	32.0
	QFT-RFK32C3232-080B	QFT-K	32.0	80.0	180.0	51.6	32.00	32.00	170.00	33.00	32.0
	QFT-RFK32C3232-160B	QFT-K	32.0	160.0	400.0	51.6	32.00	32.00	170.00	33.00	32.0
	QFT-RFK32C3232-220B	QFT-K	32.0	220.0	1000.0	51.6	32.00	32.00	170.00	33.00	32.0
	QFT-RFL33C3232-060B	QFT-L	33.0	60.0	150.0	52.6	32.00	32.00	170.00	33.00	32.0
	QFT-RFL38C3232-120B	QFT-L	38.0	120.0	300.0	57.6	32.00	32.00	170.00	33.00	32.0
	QFT-RFL50C3232-220B	QFT-L	50.0	220.0	1000.0	69.6	32.00	32.00	170.00	33.00	32.0
	QFU-LFK32C3232-080B	QFU-K	32.0	80.0	180.0	51.6	32.00	32.00	170.00	33.00	32.0
	QFU-LFK32C3232-160B	QFU-K	32.0	160.0	400.0	51.6	32.00	32.00	170.00	33.00	32.0
	QFU-LFK32C3232-220B	QFU-K	32.0	220.0	1000.0	51.6	32.00	32.00	170.00	33.00	32.0
	QFU-LFL33C3232-060B	QFU-L	33.0	60.0	150.0	52.6	32.00	32.00	170.00	33.00	32.0
	QFU-LFL38C3232-120B	QFU-L	38.0	120.0	300.0	57.6	32.00	32.00	170.00	33.00	32.0
	QFU-LFL50C3232-220B	QFU-L	50.0	220.0	1000.0	69.6	32.00	32.00	170.00	33.00	32.0
	QFU-RGK32C3232-080B	QFU-K	32.0	80.0	200.0	18.0	32.00	32.00	146.00	58.60	32.0
	QFU-RGK32C3232-200B	QFU-K	32.0	200.0	1000.0	18.0	32.00	32.00	146.00	58.60	32.0

R = Right hand, L = Left hand



CoroCut® QF, shank tool for face grooving

Precision coolant supply



Imperial (inch)

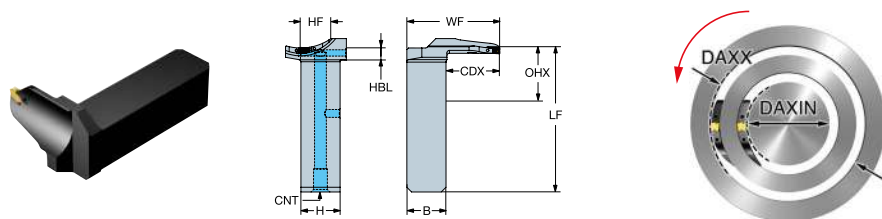
	Ordering code	SSC	CDX [inch]	DAXIN [inch]	DAXX [inch]	OHX [inch]	B [inch]	H [inch]	LF [inch]	WF [inch]	HF [inch]
	QFT-LGK125C20-080B	QFT-K	1.250	3.150	7.087	0.709	1.250	1.250	5.748	2.563	1.250
	QFT-LGK125C20-160B	QFT-K	1.250	6.299	15.748	0.709	1.250	1.250	5.748	2.563	1.250
	QFT-RFK125C20-080B	QFT-K	1.250	3.150	7.087	1.628	1.250	1.250	7.000	1.290	1.250
	QFT-RFK125C20-160B	QFT-K	1.250	6.299	15.748	1.628	1.250	1.250	7.000	1.290	1.250
	QFT-RFK125C20-220B	QFT-K	1.250	8.661	39.370	1.628	1.250	1.250	7.000	1.290	1.250
	QFT-RFL125C20-060B	QFT-L	1.250	2.362	5.906	1.628	1.250	1.250	7.000	1.290	1.250
	QFT-RFL150C20-120B	QFT-L	1.500	4.724	11.811	2.272	1.250	1.250	7.000	1.290	1.250
	QFT-RFL196C20-220B	QFT-L	1.960	8.661	39.370	2.732	1.250	1.250	7.000	1.290	1.250
	QFU-LFK125C20-080B	QFU-K	1.250	3.150	7.087	1.628	1.250	1.250	7.000	1.290	1.250
	QFU-LFK125C20-160B	QFU-K	1.250	6.299	15.748	1.628	1.250	1.250	7.000	1.290	1.250
	QFU-LFK125C20-220B	QFU-K	1.250	8.661	39.370	1.628	1.250	1.250	7.000	1.290	1.250
	QFU-LFL125C20-060B	QFU-L	1.250	2.362	5.906	1.628	1.250	1.250	7.000	1.290	1.250
	QFU-LFL150C20-120B	QFU-L	1.500	4.724	11.811	2.272	1.250	1.250	7.000	1.290	1.250
	QFU-LFL196C20-220B	QFU-L	1.881	8.661	39.370	2.732	1.250	1.250	7.000	1.290	1.250
	QFU-RGK125C20-080B	QFU-K	1.250	3.150	7.087	0.709	1.250	1.250	5.748	2.313	1.250
	QFU-RGK125C20-160B	QFU-K	1.250	6.299	15.748	0.709	1.250	1.250	5.748	2.563	1.250

R = Right hand, L = Left hand



CoroCut® QF, QS™ shank tool for face grooving

Precision coolant supply



Metric (mm)

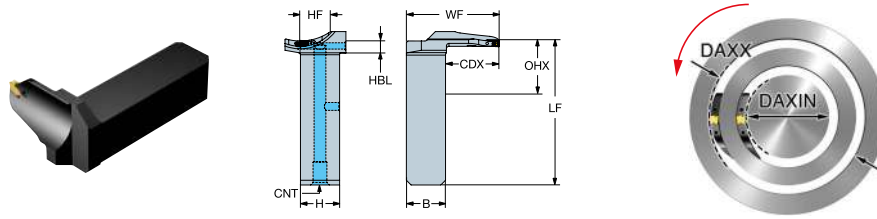
Ordering code	SSC	CDX [mm]	DAXIN [mm]	DAXX [mm]	OHX [mm]	OHN [mm]	B [mm]	H [mm]	LF [mm]	WF [mm]
QFT-LGH22C2525-030B	QFT-H	22.0	30.0	45.0	8.0	8.0	25.00	25.00	92.00	49.10
QFT-LGH25C2525-035B	QFT-H	25.0	35.0	55.0	8.0	8.0	25.00	25.00	92.00	52.10
QFT-LGH32C2525-045B	QFT-H	32.0	45.0	75.0	8.0	8.0	25.00	25.00	92.00	59.10
QFT-LGH32C2525-065B	QFT-H	32.0	65.0	108.0	8.0	8.0	25.00	25.00	92.00	59.10
QFT-LGH38C2525-100B	QFT-H	38.0	100.0	160.0	8.0	8.0	25.00	25.00	92.00	65.10
QFT-LGH38C2525-150B	QFT-H	38.0	150.0	310.0	8.0	8.0	25.00	25.00	92.00	65.10
QFT-LGK26C2525-045B	QFT-K	26.0	45.0	100.0	8.0		25.00	25.00	94.00	52.60
QFT-LGK26C2525-080B	QFT-K	26.0	80.0	180.0	8.0		25.00	25.00	94.00	52.60
QFT-LGK32C2525-160B	QFT-K	32.0	160.0	400.0	8.0		25.00	25.00	94.00	58.60
QFT-RFG20C2525-030B	QFT-G	20.0	30.0	42.0	29.6	29.6	25.00	25.00	113.60	25.50
QFT-RFG25C2525-035B	QFT-G	25.0	35.0	52.0	34.6	34.6	25.00	25.00	118.60	25.50
QFT-RFG25C2525-045B	QFT-G	25.0	45.0	60.0	34.6	34.6	25.00	25.00	118.60	25.50
QFT-RFG25C2525-055B	QFT-G	25.0	55.0	70.0	34.6	34.6	25.00	25.00	118.60	25.50
QFT-RFG30C2525-070B	QFT-G	30.0	70.0	100.0	39.6	39.6	25.00	25.00	123.60	25.50
QFT-RFG30C2525-100B	QFT-G	30.0	100.0	156.0	39.6	39.6	25.00	25.00	123.60	25.50
QFT-RFG30C2525-150B	QFT-G	30.0	150.0	310.0	39.6	39.6	25.00	25.00	123.60	25.50
QFT-RFH22C2525-030B	QFT-H	22.0	30.0	45.0	31.6	31.6	25.00	25.00	115.60	25.50
QFT-RFH22C2525-035B	QFT-H	22.0	35.0	55.0	31.6	31.6	25.00	25.00	115.60	25.50
QFT-RFH25C2525-035B	QFT-H	25.0	35.0	55.0	34.6	34.6	25.00	25.00	118.60	25.50
QFT-RFH26C2525-045B	QFT-H	26.0	45.0	75.0	35.6	35.6	25.00	25.00	119.60	25.50
QFT-RFH26C2525-065B	QFT-H	26.0	65.0	108.0	35.6	35.6	25.00	25.00	119.60	25.50
QFT-RFH26C2525-100B	QFT-H	26.0	100.0	160.0	35.6	35.6	25.00	25.00	119.60	25.50
QFT-RFH26C2525-150B	QFT-H	26.0	150.0	310.0	35.6	35.6	25.00	25.00	119.60	25.50
QFT-RFH26C2525-300B	QFT-H	26.0	300.0	510.0	35.6	35.6	25.00	25.00	119.60	25.50
QFT-RFH26C2525-500B	QFT-H	26.0	500.0	2000.0	35.6	35.6	25.00	25.00	119.60	25.50
QFT-RFH32C2525-045B	QFT-H	32.0	45.0	75.0	41.6	41.6	25.00	25.00	125.60	25.50
QFT-RFH32C2525-065B	QFT-H	32.0	65.0	108.0	41.6	41.6	25.00	25.00	125.60	25.50
QFT-RFH38C2525-100B	QFT-H	38.0	100.0	160.0	47.6	47.6	25.00	25.00	131.60	25.50
QFT-RFH38C2525-150B	QFT-H	38.0	150.0	310.0	47.6	47.6	25.00	25.00	131.60	25.50
QFT-RFH38C2525-300B	QFT-H	38.0	300.0	510.0	47.6	47.6	25.00	25.00	131.60	25.50
QFT-RFH38C2525-500B	QFT-H	38.0	500.0	2000.0	47.6	47.6	25.00	25.00	131.60	25.50
QFT-RFK26C2525-045B	QFT-K	26.0	45.0	110.0	35.6		25.00	25.00	119.60	26.00
QFT-RFK26C2525-080B	QFT-K	26.0	80.0	180.0	35.6		25.00	25.00	119.60	26.00
QFT-RFK32C2525-160B	QFT-K	32.0	160.0	400.0	41.6		25.00	25.00	125.60	26.00

R = Right hand, L = Left hand



CoroCut® QF, QS™ shank tool for face grooving

Precision coolant supply



Metric (mm)

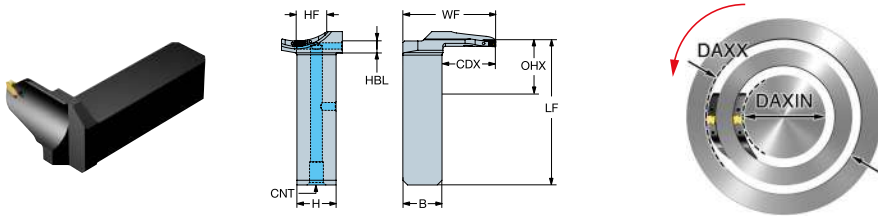
Ordering code	SSC	CDX [mm]	DAXIN [mm]	DAXX [mm]	OHX [mm]	OHN [mm]	B [mm]	H [mm]	LF [mm]	WF [mm]
QFU-LFG20C2525-030B	QFU-G	20.0	30.0	42.0	29.6	29.6	25.00	25.00	113.60	25.50
QFU-LFG25C2525-035B	QFU-G	25.0	35.0	52.0	34.6	34.6	25.00	25.00	118.60	25.50
QFU-LFG25C2525-045B	QFU-G	25.0	45.0	60.0	34.6	34.6	25.00	25.00	118.60	25.50
QFU-LFG25C2525-055B	QFU-G	25.0	55.0	70.0	34.6	34.6	25.00	25.00	118.60	25.50
QFU-LFG30C2525-070B	QFU-G	30.0	70.0	100.0	39.6	39.6	25.00	25.00	123.60	25.50
QFU-LFG30C2525-100B	QFU-G	30.0	100.0	156.0	39.6	39.6	25.00	25.00	123.60	25.50
QFU-LFG30C2525-150B	QFU-G	30.0	150.0	310.0	39.6	39.6	25.00	25.00	123.60	25.50
QFU-LFH22C2525-030B	QFU-H	22.0	30.0	45.0	31.6	31.6	25.00	25.00	115.60	25.50
QFU-LFH22C2525-035B	QFU-H	22.0	35.0	55.0	31.6	31.6	25.00	25.00	115.60	25.50
QFU-LFH25C2525-035B	QFU-H	25.0	35.0	55.0	34.6	34.6	25.00	25.00	118.60	25.50
QFU-LFH26C2525-045B	QFU-H	26.0	45.0	75.0	35.6	35.6	25.00	25.00	119.60	25.50
QFU-LFH26C2525-065B	QFU-H	26.0	65.0	108.0	35.6	35.6	25.00	25.00	119.60	25.50
QFU-LFH26C2525-100B	QFU-H	26.0	100.0	160.0	35.6	35.6	25.00	25.00	119.60	25.50
QFU-LFH26C2525-150B	QFU-H	26.0	150.0	310.0	35.6	35.6	25.00	25.00	119.60	25.50
QFU-LFH26C2525-300B	QFU-H	26.0	300.0	510.0	35.6	35.6	25.00	25.00	119.60	25.50
QFU-LFH26C2525-500B	QFU-H	26.0	500.0	2000.0	35.6	35.6	25.00	25.00	119.60	25.50
QFU-LFH32C2525-045B	QFU-H	32.0	45.0	75.0	41.6	41.6	25.00	25.00	125.60	25.50
QFU-LFH32C2525-065B	QFU-H	32.0	65.0	108.0	41.6	41.6	25.00	25.00	125.60	25.50
QFU-LFH38C2525-100B	QFU-H	38.0	100.0	160.0	47.6	47.6	25.00	25.00	131.60	25.50
QFU-LFH38C2525-150B	QFU-H	38.0	150.0	310.0	47.6	47.6	25.00	25.00	131.60	25.50
QFU-LFH38C2525-300B	QFU-H	38.0	300.0	510.0	47.6	47.6	25.00	25.00	131.60	25.50
QFU-LFH38C2525-500B	QFU-H	38.0	500.0	2000.0	47.6	47.6	25.00	25.00	131.60	25.50
QFU-LFK26C2525-045B	QFU-K	26.0	45.0	110.0	35.6		25.00	25.00	119.60	26.00
QFU-LFK26C2525-080B	QFU-K	26.0	80.0	180.0	35.6		25.00	25.00	119.60	26.00
QFU-LFK32C2525-160B	QFU-K	32.0	160.0	400.0	41.6		25.00	25.00	125.60	26.00
QFU-RGH22C2525-030B	QFU-H	22.0	30.0	45.0	8.0	8.0	25.00	25.00	92.00	49.10
QFU-RGH25C2525-035B	QFU-H	25.0	35.0	55.0	8.0	8.0	25.00	25.00	92.00	52.10
QFU-RGH32C2525-045B	QFU-H	32.0	45.0	75.0	8.0	8.0	25.00	25.00	92.00	59.10
QFU-RGH32C2525-065B	QFU-H	32.0	65.0	108.0	8.0	8.0	25.00	25.00	92.00	59.10
QFU-RGH38C2525-100B	QFU-H	38.0	100.0	160.0	8.0	8.0	25.00	25.00	92.00	65.10
QFU-RGH38C2525-150B	QFU-H	38.0	150.0	310.0	8.0	8.0	25.00	25.00	92.00	65.10
QFU-RGK26C2525-045B	QFU-K	26.0	45.0	100.0	8.0		25.00	25.00	94.00	52.60
QFU-RGK26C2525-080B	QFU-K	26.0	80.0	180.0	8.0		25.00	25.00	94.00	52.60
QFU-RGK32C2525-160B	QFU-K	32.0	160.0	400.0	8.0		25.00	25.00	94.00	58.60

R = Right hand, L = Left hand



CoroCut® QF, QS™ shank tool for face grooving

Precision coolant supply



Imperial (inch)

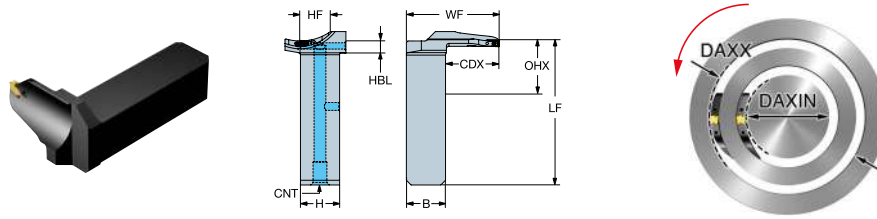
Ordering code	SSC	CDX [inch]	DAXIN [inch]	DAXX [inch]	OHX [inch]	OHN [inch]	B [inch]	H [inch]	LF [inch]	WF [inch]
QFT-LGH090C16-030B	QFT-H	0.900	1.181	1.772	0.315	0.315	1.000	1.000	3.622	1.983
QFT-LGH100C16-035B	QFT-H	1.000	1.378	2.047	0.315	0.315	1.000	1.000	3.622	2.083
QFT-LGH125C16-045B	QFT-H	1.250	1.772	2.953	0.315	0.315	1.000	1.000	3.622	2.333
QFT-LGH125C16-065B	QFT-H	1.250	2.559	4.252	0.315	0.315	1.000	1.000	3.622	2.333
QFT-LGH150C16-100B	QFT-H	1.500	3.937	6.299	0.315	0.315	1.000	1.000	3.622	2.583
QFT-LGH150C16-150B	QFT-H	1.500	5.906	12.205	0.315	0.315	1.000	1.000	3.622	2.583
QFT-LGK100C16-045B	QFT-K	1.000	1.772	4.331	0.315		1.000	1.000	3.701	2.063
QFT-LGK100C16-080B	QFT-K	1.000	3.150	7.087	0.315		1.000	1.000	3.701	2.063
QFT-LGK125C16-160B	QFT-K	1.250	6.299	15.748	0.315		1.000	1.000	3.701	2.313
QFT-RFG080C16-030B	QFT-G	0.800	1.181	1.654	1.178	1.178	1.000	1.000	4.485	1.024
QFT-RFG100C16-035B	QFT-G	1.000	1.378	2.047	1.378	1.378	1.000	1.000	4.685	1.024
QFT-RFG100C16-045B	QFT-G	1.000	1.772	2.362	1.378	1.378	1.000	1.000	4.685	1.024
QFT-RFG100C16-055B	QFT-G	1.000	2.165	2.992	1.378	1.378	1.000	1.000	4.685	1.024
QFT-RFG120C16-070B	QFT-G	1.200	2.756	4.173	1.575	1.575	1.000	1.000	4.882	1.024
QFT-RFG120C16-100B	QFT-G	1.200	3.937	6.142	1.575	1.575	1.000	1.000	4.882	1.024
QFT-RFG120C16-150B	QFT-G	1.200	5.906	12.205	1.575	1.575	1.000	1.000	4.882	1.024
QFT-RFH090C16-030B	QFT-H	0.900	1.181	1.772	1.278	1.278	1.000	1.000	4.585	1.024
QFT-RFH100C16-035B	QFT-H	1.000	1.378	2.047	1.378	1.378	1.000	1.000	4.685	1.024
QFT-RFH125C16-045B	QFT-H	1.250	1.772	2.953	1.628	1.628	1.000	1.000	4.935	1.024
QFT-RFH125C16-065B	QFT-H	1.250	2.559	4.252	1.628	1.628	1.000	1.000	4.935	1.024
QFT-RFH150C16-100B	QFT-H	1.500	3.937	6.299	1.878	1.878	1.000	1.000	5.197	1.024
QFT-RFH150C16-150B	QFT-H	1.500	5.906	12.205	1.878	1.878	1.000	1.000	5.197	1.024
QFT-RFH150C16-300B	QFT-H	1.500	11.811	20.079	1.878	1.878	1.000	1.000	5.197	1.024
QFT-RFH150C16-500B	QFT-H	1.500	19.685	78.740	1.878	1.878	1.000	1.000	5.197	1.024
QFT-RFK100C16-045B	QFT-K	1.000	1.772	4.331	1.378		1.000	1.000	4.685	1.030
QFT-RFK100C16-080B	QFT-K	1.000	3.150	7.087	1.378		1.000	1.000	4.685	1.030
QFT-RFK125C16-160B	QFT-K	1.250	6.299	15.748	1.628		1.000	1.000	4.935	2.313

R = Right hand, L = Left hand



CoroCut® QF, QS™ shank tool for face grooving

Precision coolant supply



Imperial (inch)

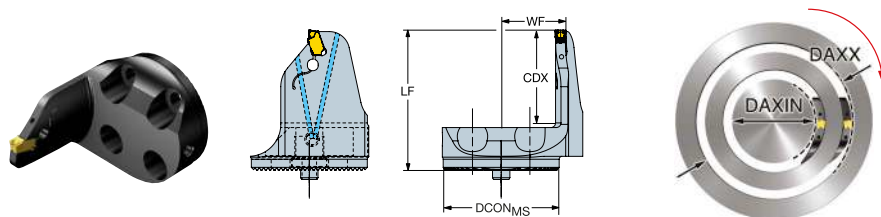
Ordering code	SSC	CDX [inch]	DAXIN [inch]	DAXX [inch]	OHX [inch]	OHN [inch]	B [inch]	H [inch]	LF [inch]	WF [inch]
QFU-LFG080C16-030B	QFU-G	0.800	1.181	1.654	1.178	1.178	1.000	1.000	4.485	1.024
QFU-LFG100C16-035B	QFU-G	1.000	1.378	2.047	1.378	1.378	1.000	1.000	4.685	1.024
QFU-LFG100C16-045B	QFU-G	1.000	1.772	2.362	1.378	1.378	1.000	1.000	4.685	1.024
QFU-LFG100C16-055B	QFU-G	1.000	2.165	2.992	1.378	1.378	1.000	1.000	4.685	1.024
QFU-LFG120C16-070B	QFU-G	1.200	2.756	4.173	1.575	1.575	1.000	1.000	5.197	1.024
QFU-LFG120C16-100B	QFU-G	1.200	3.937	6.142	1.575	1.575	1.000	1.000	5.197	1.024
QFU-LFG120C16-150B	QFU-G	1.200	5.906	12.205	1.575	1.575	1.000	1.000	4.882	1.024
QFU-LFH090C16-030B	QFU-H	0.900	1.181	1.772	1.278	1.278	1.000	1.000	4.585	1.024
QFU-LFH100C16-035B	QFU-H	1.000	1.378	2.165	1.378	1.378	1.000	1.000	4.685	1.024
QFU-LFH125C16-045B	QFU-H	1.250	1.772	2.953	1.628	1.628	1.000	1.000	4.935	1.024
QFU-LFH125C16-065B	QFU-H	1.250	2.559	4.252	1.628	1.628	1.000	1.000	4.935	1.024
QFU-LFH150C16-100B	QFU-H	1.500	3.937	6.299	1.878	1.878	1.000	1.000	5.197	1.024
QFU-LFH150C16-150B	QFU-H	1.500	5.906	12.205	1.878	1.878	1.000	1.000	5.197	1.024
QFU-LFH150C16-300B	QFU-H	1.500	11.811	20.079	1.878	1.878	1.000	1.000	5.197	1.024
QFU-LFH150C16-500B	QFU-H	1.500	19.685	78.740	1.878	1.878	1.000	1.000	5.197	1.024
QFU-LFK100C16-045B	QFU-K	1.000	1.772	3.937	1.378		1.000	1.000	4.685	1.030
QFU-LFK100C16-080B	QFU-K	1.000	3.150	7.087	1.378		1.000	1.000	4.685	1.030
QFU-LFK125C16-160B	QFU-K	1.250	6.299	15.748	1.628		1.000	1.000	4.935	2.313
QFU-RGH090C16-030B	QFU-H	0.900	1.181	1.772	0.315	0.315	1.000	1.000	3.622	1.983
QFU-RGH100C16-035B	QFU-H	1.000	1.378	2.047	0.315	0.315	1.000	1.000	3.622	2.083
QFU-RGH125C16-045B	QFU-H	1.250	1.772	2.953	0.315	0.315	1.000	1.000	3.622	2.333
QFU-RGH125C16-065B	QFU-H	1.250	2.559	4.252	0.315	0.315	1.000	1.000	3.622	2.333
QFU-RGH150C16-100B	QFU-H	1.500	3.937	6.299	0.315	0.315	1.000	1.000	3.622	2.583
QFU-RGH150C16-150B	QFU-H	1.500	5.906	12.205	0.315	0.315	1.000	1.000	3.622	2.583
QFU-RGK100C16-045B	QFU-K	1.000	1.772	3.937	0.315		1.000	1.000	3.701	2.063
QFU-RGK100C16-080B	QFU-K	1.000	3.150	7.087	0.315		1.000	1.000	3.701	2.063
QFU-RGK125C16-160B	QFU-K	1.000	6.299	15.748	0.315		1.000	1.000	3.701	2.313

R = Right hand. L = Left hand



CoroCut® QF, cutting head for face grooving

Screw clamp design



Metric (mm)

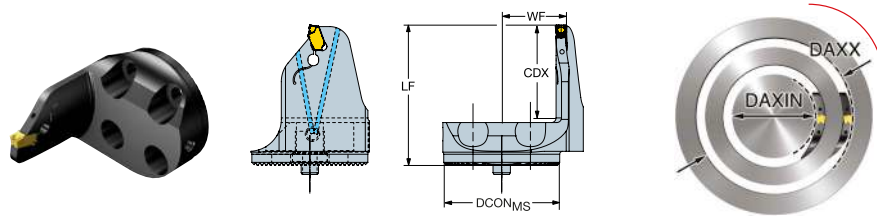
Ordering code	SSC	CDX [mm]	DAXIN [mm]	DAXX [mm]	OHX [mm]	OHN [mm]	DCON _{MS} [mm]	LF [mm]	WF [mm]	HF [mm]
SL-QFT-LG20C32-030A	QFT-G	20.0	30.0	42.0	36.0	36.0	32.00	36.00	18.00	0.1
SL-QFT-LG25C32-035A	QFT-G	25.0	35.0	52.0	41.0	41.0	32.00	41.00	18.00	0.1
SL-QFT-LG25C32-045A	QFT-G	25.0	45.0	60.0	41.0	41.0	32.00	41.00	18.00	0.1
SL-QFT-LG25C40-038A	QFT-G	25.0	38.0	52.0	41.0	41.0	40.00	41.00	22.00	0.1
SL-QFT-LG25C40-045A	QFT-G	25.0	45.0	60.0	41.0	41.0	40.00	41.00	22.00	0.1
SL-QFT-LG25C40-055A	QFT-G	25.0	55.0	76.0	41.0	41.0	40.00	41.00	22.00	0.1
SL-QFT-LG30C40-070A	QFT-G	30.0	70.0	106.0	46.0	46.0	40.00	46.00	22.00	0.1
SL-QFT-LG30C40-100A	QFT-G	30.0	100.0	156.0	46.0	46.0	40.00	46.00	22.00	0.1
SL-QFT-LG30C40-150A	QFT-G	30.0	150.0	310.0	46.0	46.0	40.00	46.00	22.00	0.1
SL-QFT-LH22C32-030A	QFT-H	22.0	30.0	45.0	38.0	38.0	32.00	38.00	18.50	0.1
SL-QFT-LH25C32-035A	QFT-H	25.0	35.0	55.0	41.0	41.0	32.00	41.00	18.50	0.1
SL-QFT-LH25C40-036A	QFT-H	25.0	36.0	55.0	41.0	41.0	40.00	41.00	22.50	0.1
SL-QFT-LH32C40-045A	QFT-H	32.0	45.0	75.0	48.0	48.0	40.00	48.00	22.50	0.1
SL-QFT-LH32C40-065A	QFT-H	32.0	65.0	108.0	48.0	48.0	40.00	48.00	22.50	0.1
SL-QFT-LH38C40-100A	QFT-H	38.0	100.0	160.0	54.0	54.0	40.00	54.00	22.50	0.1
SL-QFT-LH38C40-150A	QFT-H	38.0	150.0	310.0	54.0	54.0	40.00	54.00	22.50	0.1
SL-QFT-LH38C40-300A	QFT-H	38.0	300.0	510.0	54.0	54.0	40.00	54.00	22.50	0.1
SL-QFT-LK26C40-045A	QFT-K	26.0	45.0	100.0	42.0		40.00	42.00	24.50	0.1
SL-QFT-LK32C40-080A	QFT-K	32.0	80.0	180.0	48.0		40.00	48.00	24.50	0.1
SL-QFT-LK32C40-160A	QFT-K	32.0	160.0	400.0	48.0		40.00	48.00	24.50	0.1
SL-QFT-LK32C40-200A	QFT-K	32.0	200.0	1000.0	48.0		40.00	48.00	24.50	0.1
SL-QFU-RG20C32-030A	QFU-G	20.0	30.0	42.0	36.0	36.0	32.00	36.00	18.00	0.1
SL-QFU-RG25C32-035A	QFU-G	25.0	35.0	52.0	41.0	41.0	32.00	41.00	18.00	0.1
SL-QFU-RG25C32-045A	QFU-G	25.0	45.0	60.0	41.0	41.0	32.00	41.00	18.00	0.1
SL-QFU-RG25C40-038A	QFU-G	25.0	38.0	52.0	41.0	41.0	40.00	41.00	22.00	0.1
SL-QFU-RG25C40-045A	QFU-G	25.0	45.0	60.0	41.0	41.0	40.00	41.00	22.00	0.1

R = Right hand, L = Left hand



CoroCut® QF, cutting head for face grooving

Screw clamp design



Metric (mm)

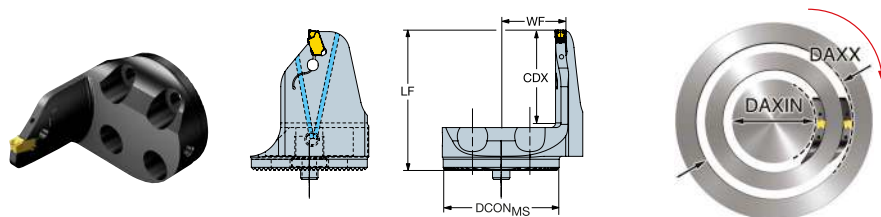
	Ordering code	SSC	CDX [mm]	DAXIN [mm]	DAXX [mm]	OHX [mm]	OHN [mm]	DCON _{MS} [mm]	LF [mm]	WF [mm]	HF [mm]
	SL-QFU-RG25C40-055A	QFU-G	25.0	55.0	76.0	41.0	41.0	40.00	41.00	22.00	0.1
	SL-QFU-RG30C40-070A	QFU-G	30.0	70.0	106.0	46.0	46.0	40.00	46.00	22.00	0.1
	SL-QFU-RG30C40-100A	QFU-G	30.0	100.0	156.0	46.0	46.0	40.00	46.00	22.00	0.1
	SL-QFU-RG30C40-150A	QFU-G	30.0	150.0	310.0	46.0	46.0	40.00	46.00	22.00	0.1
	SL-QFU-RH22C32-030A	QFU-H	22.0	30.0	45.0	38.0	38.0	32.00	38.00	18.50	0.1
	SL-QFU-RH25C32-035A	QFU-H	25.0	35.0	52.0	41.0	41.0	32.00	41.00	18.50	0.1
	SL-QFU-RH25C40-036A	QFU-H	25.0	36.0	55.0	41.0	41.0	40.00	41.00	22.50	0.1
	SL-QFU-RH32C40-045A	QFU-H	32.0	45.0	75.0	48.0	48.0	40.00	48.00	22.50	0.1
	SL-QFU-RH32C40-065A	QFU-H	32.0	65.0	108.0	48.0	48.0	40.00	48.00	22.50	0.1
	SL-QFU-RH38C40-100A	QFU-H	38.0	100.0	160.0	54.0	54.0	40.00	54.00	22.50	0.1
	SL-QFU-RH38C40-150A	QFU-H	38.0	150.0	310.0	54.0	54.0	40.00	54.00	22.50	0.1
	SL-QFU-RH38C40-300A	QFU-H	38.0	300.0	510.0	54.0	54.0	40.00	54.00	22.50	0.1
	SL-QFU-RK26C40-045A	QFU-K	26.0	45.0	100.0	42.0		40.00	42.00	24.50	0.1
	SL-QFU-RK32C40-080A	QFU-K	32.0	80.0	180.0	48.0		40.00	48.00	24.50	0.1
	SL-QFU-RK32C40-160A	QFU-K	32.0	160.0	400.0	48.0		40.00	48.00	24.50	0.1
SL-QFU-RK32C40-200A	QFU-K	32.0	200.0	1000.0	48.0		40.00	48.00	24.50	0.1	
	SL-QFT-RG20C40-030B	QFT-G	20.0	30.0	42.0	36.0	36.0	40.00	36.00	22.00	0.1
	SL-QFT-RG25C40-035B	QFT-G	25.0	35.0	52.0	41.0	41.0	40.00	41.00	22.00	0.1
	SL-QFT-RG25C40-045B	QFT-G	25.0	45.0	60.0	41.0	41.0	40.00	41.00	22.00	0.1
	SL-QFT-RG25C40-055B	QFT-G	25.0	55.0	76.0	41.0	41.0	40.00	41.00	22.00	0.1
	SL-QFT-RG30C40-070B	QFT-G	30.0	70.0	106.0	46.0	46.0	40.00	46.00	22.00	0.1
	SL-QFT-RG30C40-100B	QFT-G	30.0	100.0	156.0	46.0	46.0	40.00	46.00	22.00	0.1
	SL-QFT-RG30C40-150B	QFT-G	30.0	150.0	310.0	46.0	46.0	40.00	46.00	22.00	0.1
	SL-QFT-RH22C40-030B	QFT-H	22.0	30.0	45.0	38.0	38.0	40.00	38.00	22.50	0.1
	SL-QFT-RH25C40-035B	QFT-H	25.0	35.0	55.0	41.0	41.0	40.00	41.00	22.50	0.1
	SL-QFT-RH32C40-045B	QFT-H	32.0	45.0	75.0	48.0	48.0	40.00	48.00	22.50	0.1
	SL-QFT-RH32C40-065B	QFT-H	32.0	65.0	108.0	48.0	48.0	40.00	48.00	22.50	0.1
	SL-QFT-RH38C40-100B	QFT-H	38.0	100.0	160.0	54.0	54.0	40.00	54.00	22.50	0.1
	SL-QFT-RH38C40-150B	QFT-H	38.0	150.0	310.0	54.0	54.0	40.00	54.00	22.50	0.1
	SL-QFT-RH38C40-300B	QFT-H	38.0	300.0	510.0	54.0	54.0	40.00	54.00	22.50	0.1
	SL-QFT-RK26C40-045B	QFT-K	26.0	45.0	100.0	42.0		40.00	42.00	24.50	0.1
SL-QFT-RK32C40-080B	QFT-K	32.0	80.0	180.0	48.0		40.00	48.00	24.50	0.1	
SL-QFT-RK32C40-160B	QFT-K	32.0	160.0	400.0	48.0		40.00	48.00	24.50	0.1	
SL-QFT-RK32C40-200B	QFT-K	32.0	200.0	1000.0	48.0		40.00	48.00	24.50	0.1	

R = Right hand. L = Left hand



CoroCut® QF, cutting head for face grooving

Screw clamp design




Metric (mm)

Ordering code	SSC	CDX [mm]	DAXIN [mm]	DAXX [mm]	OHX [mm]	OHN [mm]	DCON _{MS} [mm]	LF [mm]	WF [mm]	HF [mm]
SL-QFU-LG20C40-030B	QFU-G	20.0	30.0	42.0	36.0	36.0	40.00	36.00	22.00	0.1
SL-QFU-LG25C40-035B	QFU-G	25.0	35.0	52.0	41.0	41.0	40.00	41.00	22.00	0.1
SL-QFU-LG25C40-045B	QFU-G	25.0	45.0	60.0	41.0	41.0	40.00	41.00	22.00	0.1
SL-QFU-LG25C40-055B	QFU-G	25.0	55.0	76.0	41.0	41.0	40.00	41.00	22.00	0.1
SL-QFU-LG30C40-070B	QFU-G	30.0	70.0	106.0	46.0	46.0	40.00	46.00	22.00	0.1
SL-QFU-LG30C40-100B	QFU-G	30.0	100.0	156.0	46.0	46.0	40.00	46.00	22.00	0.1
SL-QFU-LG30C40-150B	QFU-G	30.0	150.0	310.0	46.0	46.0	40.00	46.00	22.00	0.1
SL-QFU-LH22C40-030B	QFU-H	22.0	30.0	45.0	38.0	38.0	40.00	38.00	22.50	0.1
SL-QFU-LH25C40-035B	QFU-H	25.0	35.0	55.0	41.0	41.0	40.00	41.00	22.50	0.1
SL-QFU-LH32C40-045B	QFU-H	32.0	45.0	75.0	48.0	48.0	40.00	48.00	22.50	0.1
SL-QFU-LH32C40-065B	QFU-H	32.0	65.0	108.0	48.0	48.0	40.00	48.00	22.50	0.1
SL-QFU-LH38C40-100B	QFU-H	38.0	100.0	160.0	54.0	54.0	40.00	54.00	22.50	0.1
SL-QFU-LH38C40-150B	QFU-H	38.0	150.0	310.0	54.0	54.0	40.00	54.00	22.50	0.1
SL-QFU-LH38C40-300B	QFU-H	38.0	300.0	510.0	54.0	54.0	40.00	54.00	22.50	0.1
SL-QFU-LK26C40-045B	QFU-K	26.0	45.0	100.0	42.0		40.00	42.00	24.50	0.1
SL-QFU-LK32C40-080B	QFU-K	32.0	80.0	180.0	48.0		40.00	48.00	24.50	0.1
SL-QFU-LK32C40-160B	QFU-K	32.0	160.0	400.0	48.0		40.00	48.00	24.50	0.1
SL-QFU-LK32C40-200B	QFU-K	32.0	200.0	1000.0	48.0		40.00	48.00	24.50	0.1

R = Right hand, L = Left hand

CoroCut® QI

Inserts	160
CoroCut® QI, inserts for grooving	160
CoroCut® QI, insert for profiling	162
Shank tools	163
CoroCut® QI, shank tool for face grooving	163
Cutting heads	165
CoroCut® QI, cutting head for grooving	165
CoroCut® QI, cutting head for face grooving	169
Boring bars	171
CoroCut® QI, boring bar for grooving	171
CoroCut® QI, boring bar for face grooving	173



Read more about CoroCut® QI:
sandvik.coromant.com/corocut-qi



CoroCut® QI

Reliable grooving on small diameters

CoroCut® QI is optimized for internal grooving and face grooving on small diameters. It ensures high process security and reliable grooving operations with high surface quality.

Application

Internal grooving:

- Minimum hole diameter (DMIN): 12–60 mm (0.472–2.36 inch)
- Cutting depth (CDX): 2–19 mm (0.079–0.748 inch)

Face grooving:

- First cut diameter (DAXIN-DAXX): 16–102 mm (0.630–4.02 inch)
- Cutting depth (CDX): 5.5–20 mm (0.217–0.787 inch)




P M K N S
ISO application area

Features and benefits

- Optimized tip seat angle enables a lighter cutting action and reduced cutting forces, resulting in better tool stiffness and vibration-free machining
- Screw-clamped tool holders ensure stability and high process security
- Internal coolant improves chip evacuation and increases productivity
- Inserts with high edge-line quality increase tool life and surface quality

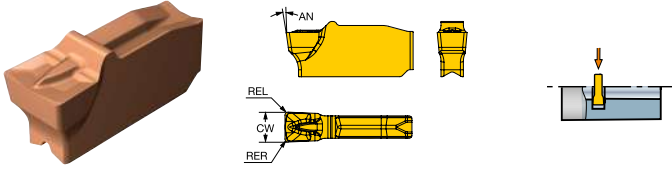
Rail insert seat

Featuring a rail insert seat, the tool ensures a stable and precise insert position with minimized insert movement. The rail insert seat ensures high process security and reliable machining of internal grooves and face grooves.





CoroCut® QI, inserts for grooving



Metric (mm)

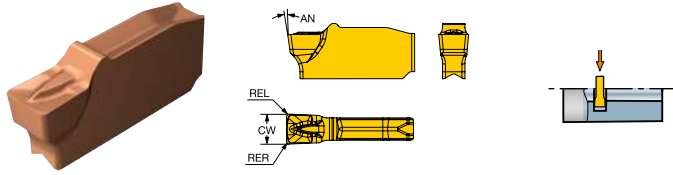
		P			S		K			M				N									
Ordering code		1125	1135	1145	1105	1125	H13A	1125	1135	H13A	1105	1125	1135	1145	H13A	1105	H13A	SSC	CW [mm]	REL [mm]	RER [mm]	APMX [mm]	AN [deg]
		QI-NE-0200-0002-GF	●		○	●	○	○	●		○	○	●		○	○	○	○	●	E	2.00	0.20	0.20
QI-NE-0239-0002-GF	●		○	●	○	○	●		○	○	●		○	○	○	○	●	E	2.39	0.20	0.20		8.0
QI-NF-0246-0002-GF	●		○	●	○	○	●		○	○	●		○	○	○	○	●	F	2.46	0.20	0.20		8.0
QI-NF-0267-0002-GF	●		○	●	○	○	●		○	○	●		○	○	○	○	●	F	2.67	0.20	0.20		8.0
QI-NF-0279-0002-GF	●				●		●				●							F	2.79	0.20	0.20		8.0
QI-NG-0300-0002-GF	●		○	●	○	○	●		○	○	●		○	○	○	○	●	G	3.00	0.20	0.20		8.0
QI-NG-0318-0002-GF	●		○	●	○	○	●		○	○	●		○	○	○	○	●	G	3.18	0.20	0.20		8.0
QI-NG-0361-0002-GF	●				●		●				●							G	3.61	0.20	0.20		8.0
QI-NH-0396-0002-GF	●				●		●				●							H	3.96	0.20	0.20		8.0
QI-NH-0400-0002-GF	●		○	●	○	○	●		○	○	●		○	○	○	○	●	H	4.00	0.20	0.20		8.0
QI-NH-0470-0003-GF	●				●		●				●							H	4.70	0.30	0.30		8.0
QI-NH-0480-0003-GF	●				●		●				●							H	4.80	0.30	0.30		8.0
QI-NJ-0500-0002-GF	●		○	●	○	○	●		○	○	●		○	○	○	○	●	J	5.00	0.20	0.20		8.0
QI-NG-0300-0003-TF	●	○	○	●	○		●	○		○	○	●	○		○	○	●	G	3.00	0.30	0.30	1.9	8.0
QI-NH-0400-0003-TF	●	○	○	●	○		●	○		○	○	●	○		○	○	●	H	4.00	0.30	0.30	2.3	8.0
QI-NJ-0500-0004-TF	●	○	○	●	○		●	○		○	○	●	○		○	○	●	J	5.00	0.40	0.40	3.5	8.0
QI-NK-0600-0004-TF	●	○	○	●	○		●	○		○	○	●	○		○	○	●	K	6.00	0.40	0.40	3.5	8.0

● = First choice ○ = Good choice



CoroCut® QI, inserts for grooving

For circlip grooves



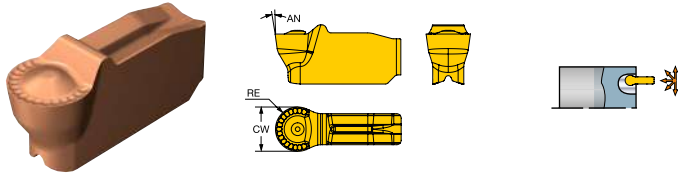
Metric (mm)

		P		S		K		M			N					
Ordering code												SSC	CW [mm]	REL [mm]	RER [mm]	AN [deg]
	1125	1145	1125	H13A	1125	H13A	1125	1145	H13A	H13A						
QI-NE-0185-0001-GF	●		●		●		●					E	1.85	0.10	0.10	8.0
QI-NE-0215-0002-GF	●		●		●		●					E	2.15	0.20	0.20	8.0
QI-NF-0265-0002-GF	●	○	●	○	●	○	●	○	○	●		F	2.65	0.20	0.20	8.0
QI-NG-0315-0002-GF	●		●		●		●					G	3.15	0.20	0.20	8.0
QI-NH-0415-0002-GF	●		●		●		●					H	4.15	0.20	0.20	8.0

● = First choice ○ = Good choice



CoroCut® QI, insert for profiling



Metric (mm)

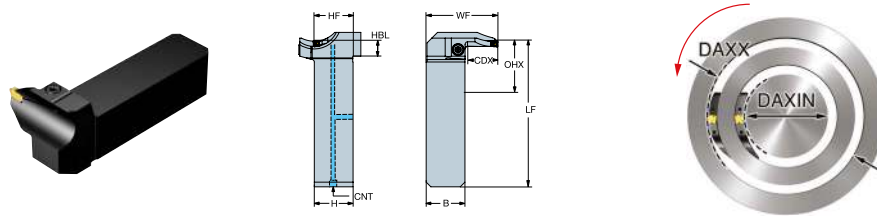
		P		S		K		M		N					
Ordering code	1125	1135	1105	1125	1125	1135	1105	1125	1135	1105	SSC	CW [mm]	RE [mm]	APMX [mm]	AN [deg]
	QI-NG-0300-RM	●	○	●	○	●	○	○	○	●	●	G	3.00	1.5	1.5
QI-NH-0400-RM	●	○	●	○	●	○	○	○	●	●	H	4.00	2.0	2.0	8.0
QI-NJ-0500-RM	●	○	●	○	●	○	○	○	●	●	J	5.00	2.5	2.5	8.0
QI-NK-0600-RM	●	○	●	○	●	○	○	○	●	●	K	6.00	3.0	3.0	8.0
		P		S		K		M		N					

● = First choice ○ = Good choice



CoroCut® QI, shank tool for face grooving

Precision coolant supply



Metric (mm)

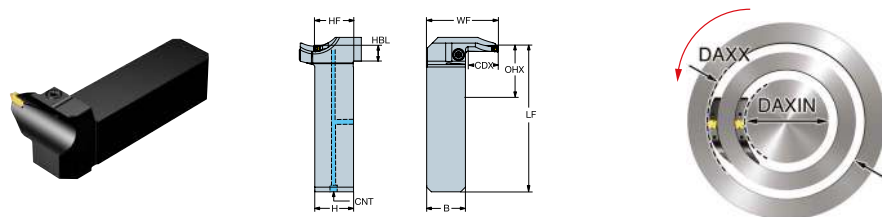
	Ordering code	SSC	CDX [inch]	DAXIN [inch]	DAXX [inch]	OHX [inch]	B [inch]	H [inch]	LF [inch]	WF [inch]	HF [inch]
	QS-QI-LGG15C2525-016B	G	0.591	0.630	1.181	1.378	0.984	0.984	3.701	1.614	0.984
	QS-QI-LGG15C2525-024B	G	0.591	0.945	1.575	1.378	0.984	0.984	3.701	1.614	0.984
	QS-QI-LGH20C2525-016B	H	0.787	0.630	1.260	1.378	0.984	0.984	3.701	1.811	0.984
	QS-QI-LGH20C2525-024B	H	0.787	0.945	1.732	1.378	0.984	0.984	3.701	1.811	0.984
	QS-QI-LGK20C2525-023B	K	0.787	0.906	1.772	1.378	0.984	0.984	3.701	1.811	0.984
	QS-QI-RFG15C2525-016B	G	0.591	0.630	1.181	2.362	0.984	0.984	4.685	1.004	0.984
	QS-QI-RFG15C2525-024B	G	0.591	0.945	1.575	2.362	0.984	0.984	4.685	1.004	0.984
	QS-QI-RFH20C2525-016B	H	0.787	0.630	1.260	2.559	0.984	0.984	4.882	1.004	0.984
	QS-QI-RFH20C2525-024B	H	0.787	0.945	1.732	2.559	0.984	0.984	4.882	1.004	0.984
	QS-QI-RFJ20C2525-023B	J	0.787	0.906	1.772	2.559	0.984	0.984	4.882	1.004	0.984
	QS-QI-RFJ20C2525-030B	J	0.787	1.181	1.969	2.559	0.984	0.984	4.882	1.004	0.984
	QS-QI-RFK20C2525-023B	K	0.787	0.906	1.772	2.559	0.984	0.984	4.882	1.004	0.984
	QS-QI-LFG15C2525-016B	G	0.591	0.630	1.181	2.362	0.984	0.984	4.685	1.004	0.984
	QS-QI-LFG15C2525-024B	G	0.591	0.945	1.575	2.362	0.984	0.984	4.685	1.004	0.984
	QS-QI-LFH20C2525-016B	H	0.787	0.630	1.260	2.559	0.984	0.984	4.882	1.004	0.984
	QS-QI-LFH20C2525-024B	H	0.787	0.945	1.732	2.559	0.984	0.984	4.882	1.004	0.984
	QS-QI-LFJ20C2525-023B	J	0.787	0.906	1.772	2.559	0.984	0.984	4.882	1.004	0.984
	QS-QI-LFJ20C2525-030B	J	0.787	1.181	1.969	2.559	0.984	0.984	4.882	1.004	0.984
	QS-QI-LFK20C2525-023B	K	0.787	0.906	1.772	2.559	0.984	0.984	4.882	1.004	0.984
	QS-QI-RGG15C2525-016B	G	0.591	0.630	1.181	1.378	0.984	0.984	3.701	1.614	0.984
	QS-QI-RGG15C2525-024B	G	0.591	0.945	1.575	1.378	0.984	0.984	3.701	1.614	0.984
	QS-QI-RGH20C2525-016B	H	0.787	0.630	1.260	1.378	0.984	0.984	3.701	1.811	0.984
	QS-QI-RGH20C2525-024B	H	0.787	0.945	1.732	1.378	0.984	0.984	3.701	1.811	0.984
	QS-QI-RGK20C2525-023B	K	0.787	0.906	1.772	1.378	0.984	0.984	3.701	1.811	0.984

R = Right hand, L = Left hand



CoroCut® QI, shank tool for face grooving

Precision coolant supply



Imperial (inch)

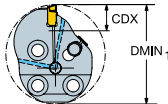
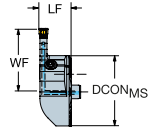
	Ordering code	SSC	CDX [mm]	DAXIN [mm]	DAXX [mm]	OHX [mm]	B [mm]	H [mm]	LF [mm]	WF [mm]	HF [mm]
	QS-QI-LGG15C16-016B	G	15.0	16.0	30.0	35.0	25.40	25.40	94.00	41.40	25.4
	QS-QI-LGG15C16-024B	G	15.0	24.0	40.0	35.0	25.40	25.40	94.00	41.40	25.4
	QS-QI-LGH20C16-016B	H	20.0	16.0	32.0	35.0	25.40	25.40	94.00	46.40	25.4
	QS-QI-LGH20C16-024B	H	20.0	24.0	44.0	35.0	25.40	25.40	94.00	46.40	25.4
	QS-QI-LGK20C16-023B	K	20.0	23.0	45.0	35.0	25.40	25.40	94.00	46.40	25.4
	QS-QI-RFG15C16-016B	G	15.0	16.0	30.0	60.0	25.40	25.40	119.00	25.90	25.4
	QS-QI-RFG15C16-024B	G	15.0	24.0	40.0	60.0	25.40	25.40	119.00	25.90	25.4
	QS-QI-RFH20C16-016B	H	20.0	16.0	32.0	65.0	25.40	25.40	124.00	25.90	25.4
	QS-QI-RFH20C16-024B	H	20.0	24.0	44.0	65.0	25.40	25.40	124.00	25.90	25.4
	QS-QI-RFK20C16-023B	K	20.0	23.0	45.0	65.0	25.40	25.40	124.00	25.90	25.4
	QS-QI-LFG15C16-016B	G	15.0	16.0	30.0	60.0	25.40	25.40	119.00	25.90	25.4
	QS-QI-LFG15C16-024B	G	15.0	24.0	40.0	60.0	25.40	25.40	119.00	25.90	25.4
	QS-QI-LFH20C16-016B	H	20.0	16.0	32.0	65.0	25.40	25.40	124.00	25.90	25.4
	QS-QI-LFH20C16-024B	H	20.0	24.0	44.0	65.0	25.40	25.40	124.00	25.90	25.4
	QS-QI-LFK20C16-023B	K	20.0	23.0	45.0	65.0	25.40	25.40	124.00	25.90	25.4
	QS-QI-RGG15C16-016B	G	15.0	16.0	30.0	35.0	25.40	25.40	94.00	41.40	25.4
	QS-QI-RGG15C16-024B	G	15.0	24.0	40.0	35.0	25.40	25.40	94.00	41.40	25.4
	QS-QI-RGH20C16-016B	H	20.0	16.0	32.0	35.0	25.40	25.40	94.00	46.40	25.4
	QS-QI-RGH20C16-024B	H	20.0	24.0	44.0	35.0	25.40	25.40	94.00	46.40	25.4
	QS-QI-RGK20C16-023B	K	20.0	23.0	45.0	35.0	25.40	25.40	94.00	46.40	25.4

R = Right hand. L = Left hand



CoroCut® QI, cutting head for grooving

Screw clamp design



Metric (mm)

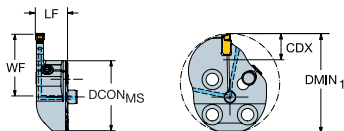
	Ordering code	SSC	CDX [mm]	DMIN ₁ [mm]	OHX [mm]	DCON _{MS} [mm]	LF [mm]	WF [mm]	HF [mm]	CP [bar]	TQ [Nm]
	SL-QI-RE06C16-24	E	6.0	24.0	14.0	16.00	9.00	15.50	0.1	150	1.5
	SL-QI-RE08C25-36	E	8.0	36.0	14.0	25.00	14.00	22.30	0.1	150	3.0
	SL-QI-RE08C32-43	E	8.0	43.0	14.0	32.00	14.00	25.00	0.1	150	3.0
	SL-QI-RF07C32-42	F	7.0	42.0	14.0	32.00	14.00	24.00	0.1	150	3.0
	SL-QI-RF08C20-30	F	8.0	30.0	14.0	20.00	9.00	19.00	0.1	150	1.7
	SL-QI-RF08C25-40	F	8.0	40.0	14.0	25.00	14.00	22.30	0.1	150	3.0
	SL-QI-RG05C25-32	G	5.0	32.0	14.0	25.00	14.00	19.30	0.1	150	3.0
	SL-QI-RG06C20-28	G	6.0	28.0	14.0	20.00	9.00	17.00	0.1	150	1.7
	SL-QI-RG06C40-49	G	6.0	49.0	14.0	40.00	14.00	27.80	0.1	150	3.0
	SL-QI-RG08C25-41	G	8.0	41.0	14.0	25.00	14.00	22.30	0.1	150	3.0
	SL-QI-RG08C32-43	G	8.0	43.0	14.0	32.00	14.00	25.00	0.1	150	3.0
	SL-QI-RG11C25-37	G	11.0	37.0	14.0	25.00	14.00	24.30	0.1	150	3.0
	SL-QI-RG14C25-40	G	14.0	40.0	14.0	25.00	14.00	27.30	0.1	150	3.0
	SL-QI-RH05C25-32	H	5.0	32.0	14.0	25.00	14.00	19.30	0.1	150	3.0
	SL-QI-RH07C32-40	H	7.0	40.0	14.0	32.00	14.00	23.80	0.1	150	3.0
	SL-QI-RH09C40-52	H	9.0	52.0	14.0	40.00	14.00	30.80	0.1	150	3.0
	SL-QI-RH10C32-48	H	10.0	48.0	14.0	32.00	14.00	28.00	0.1	150	3.0
	SL-QI-RH14C32-48	H	14.0	48.0	14.0	32.00	14.00	30.80	0.1	150	3.0
	SL-QI-RH17C32-50	H	17.0	50.0	14.0	32.00	14.00	33.80	0.1	150	3.0
	SL-QI-RJ07C32-40	J	7.0	40.0	14.0	32.00	14.00	23.80	0.1	150	3.0
	SL-QI-RJ09C40-50	J	9.5	50.0	14.0	40.00	14.00	29.50	0.1	150	3.0
	SL-QI-RJ09C40-52	J	9.0	52.0	14.0	40.00	14.00	30.80	0.1	150	3.0
	SL-QI-RJ10C32-49	J	10.0	49.0	14.0	32.00	14.00	28.00	0.1	150	3.0
	SL-QI-RJ16C40-58	J	16.0	58.0	14.0	40.00	14.00	36.80	0.1	150	3.0
	SL-QI-RJ19C40-60	J	19.0	60.0	14.0	40.00	14.00	39.80	0.1	150	3.0
	SL-QI-LE06C16-24	E	6.0	24.0	14.0	16.00	14.00	19.30	0.1	150	1.5

R = Right hand. L = Left hand



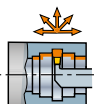
CoroCut® QI, cutting head for grooving

Screw clamp design



Metric (mm)

Ordering code	SSC	CDX [mm]	DMIN ₁ [mm]	OHX [mm]	DCON _{MS} [mm]	LF [mm]	WF [mm]	HF [mm]	CP [bar]	TQ [Nm]
SL-QI-LE08C25-36	E	8.0	36.0	14.0	25.00	14.00	22.30	0.1	150	3.0
SL-QI-LE08C32-43	E	8.0	43.0	14.0	32.00	14.00	25.00	0.1	150	3.0
SL-QI-LF07C32-42	F	7.0	42.0	14.0	32.00	14.00	24.00	0.1	150	3.0
SL-QI-LF08C20-30	F	8.0	30.0	14.0	20.00	9.00	19.00	0.1	150	1.7
SL-QI-LF08C25-40	F	8.0	40.0	14.0	25.00	14.00	22.30	0.1	150	3.0
SL-QI-LG05C25-32	G	5.0	32.0	14.0	25.00	14.00	19.30	0.1	150	3.0
SL-QI-LG06C20-28	G	6.0	28.0	14.0	20.00	9.00	17.00	0.1	150	1.7
SL-QI-LG06C40-49	G	6.0	49.0	14.0	40.00	14.00	27.80	0.1	150	3.0
SL-QI-LG08C25-41	G	8.0	41.0	14.0	25.00	14.00	22.30	0.1	150	3.0
SL-QI-LG08C32-43	G	8.0	43.0	14.0	32.00	14.00	25.00	0.1	150	3.0
SL-QI-LG11C25-37	G	11.0	37.0	14.0	25.00	14.00	24.30	0.1	150	3.0
SL-QI-LG14C25-40	G	14.0	40.0	14.0	25.00	14.00	27.30	0.1	150	3.0
SL-QI-LH05C25-32	H	5.0	32.0	14.0	25.00	14.00	19.30	0.1	150	3.0
SL-QI-LH07C32-40	H	7.0	40.0	14.0	32.00	14.00	23.80	0.1	150	3.0
SL-QI-LH09C40-52	H	9.0	52.0	14.0	40.00	14.00	30.80	0.1	150	3.0
SL-QI-LH10C32-48	H	10.0	48.0	14.0	32.00	14.00	28.00	0.1	150	3.0
SL-QI-LH14C32-48	H	14.0	48.0	14.0	32.00	14.00	30.80	0.1	150	3.0
SL-QI-LH17C32-50	H	17.0	50.0	14.0	32.00	14.00	33.80	0.1	150	3.0
SL-QI-LJ07C32-40	J	7.0	40.0	14.0	32.00	14.00	23.80	0.1	150	3.0
SL-QI-LJ09C40-50	J	9.5	50.0	14.0	40.00	14.00	29.50	0.1	150	3.0
SL-QI-LJ09C40-52	J	9.0	52.0	14.0	40.00	14.00	30.80	0.1	150	3.0
SL-QI-LJ10C32-49	J	10.0	49.0	14.0	32.00	14.00	28.00	0.1	150	3.0
SL-QI-LJ16C40-58	J	16.0	58.0	14.0	40.00	14.00	36.80	0.1	150	3.0
SL-QI-LJ19C40-60	J	19.0	60.0	14.0	40.00	14.00	39.80	0.1	150	3.0

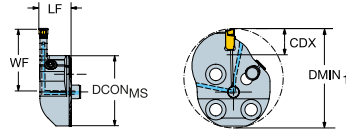


R = Right hand, L = Left hand



CoroCut® QI, cutting head for grooving

Screw clamp design



Imperial (inch)

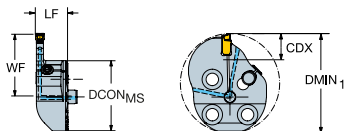
Ordering code	SSC	CDX [inch]	DMIN ₁ [inch]	OHX [inch]	DCON _{MS} [inch]	LF [inch]	WF [inch]	HF [inch]	CP [lbf/in2]	TQ [ft]
SL-QI-RE06C16-24	E	0.236	0.94	0.551	0.630	0.354	0.610	0.004	2176	1.1
SL-QI-RE08C25-36	E	0.315	1.42	0.551	0.984	0.551	0.878	0.004	2176	2.2
SL-QI-RE08C32-43	E	0.315	1.69	0.551	1.260	0.551	0.984	0.004	2176	2.2
SL-QI-RF07C32-42	F	0.276	1.65	0.551	1.260	0.551	0.945	0.004	2176	2.2
SL-QI-RF08C20-30	F	0.315	1.18	0.551	0.787	0.354	0.748	0.004	2176	1.3
SL-QI-RF08C25-40	F	0.315	1.57	0.551	0.984	0.551	0.878	0.004	2176	2.2
SL-QI-RG05C25-32	G	0.197	1.26	0.551	0.984	0.551	0.760	0.004	2176	2.2
SL-QI-RG06C20-28	G	0.236	1.10	0.551	0.787	0.354	0.669	0.004	2176	1.3
SL-QI-RG06C40-49	G	0.236	1.93	0.551	1.575	0.551	1.094	0.004	2176	2.2
SL-QI-RG08C25-41	G	0.315	1.61	0.551	0.984	0.551	0.878	0.004	2176	2.2
SL-QI-RG08C32-43	G	0.315	1.69	0.551	1.260	0.551	0.984	0.004	2176	2.2
SL-QI-RG11C25-37	G	0.433	1.46	0.551	0.984	0.551	0.957	0.004	2176	2.2
SL-QI-RG14C25-40	G	0.551	1.57	0.551	0.984	0.551	1.075	0.004	2176	2.2
SL-QI-RH05C25-32	H	0.197	1.26	0.551	0.984	0.551	0.760	0.004	2176	2.2
SL-QI-RH07C32-40	H	0.276	1.57	0.551	1.260	0.551	0.937	0.004	2176	2.2
SL-QI-RH09C40-52	H	0.354	2.05	0.551	1.575	0.551	1.213	0.004	2176	2.2
SL-QI-RH10C32-48	H	0.394	1.89	0.551	1.260	0.551	1.102	0.004	2176	2.2
SL-QI-RH14C32-48	H	0.551	1.89	0.551	1.260	0.551	1.213	0.004	2176	2.2
SL-QI-RH17C32-50	H	0.669	1.97	0.551	1.260	0.551	1.331	0.004	2176	2.2
SL-QI-RJ07C32-40	J	0.276	1.57	0.551	1.260	0.551	0.937	0.004	2176	2.2
SL-QI-RJ09C40-50	J	0.374	1.97	0.551	1.575	0.551	1.161	0.004	2176	2.2
SL-QI-RJ09C40-52	J	0.354	2.05	0.551	1.575	0.551	1.213	0.004	2176	2.2
SL-QI-RJ10C32-49	J	0.394	1.93	0.551	1.260	0.551	1.102	0.004	2176	2.2
SL-QI-RJ16C40-58	J	0.630	2.28	0.551	1.575	0.551	1.449	0.004	2176	2.2
SL-QI-RJ19C40-60	J	0.748	2.36	0.551	1.575	0.551	1.567	0.004	2176	2.2
SL-QI-LE06C16-24	E	0.236	0.94	0.551	0.630	0.551	0.760	0.004	2176	1.1

R = Right hand. L = Left hand



CoroCut® QI, cutting head for grooving

Screw clamp design



Imperial (inch)

Ordering code	SSC	CDX [inch]	DMIN ₁ [inch]	OHX [inch]	DCON _{MS} [inch]	LF [inch]	WF [inch]	HF [inch]	CP [lbf/in2]	TQ [ft]
SL-QI-LE08C25-36	E	0.315	1.42	0.551	0.984	0.551	0.878	0.004	2176	2.2
SL-QI-LE08C32-43	E	0.315	1.69	0.551	1.260	0.551	0.984	0.004	2176	2.2
SL-QI-LF07C32-42	F	0.276	1.65	0.551	1.260	0.551	0.945	0.004	2176	2.2
SL-QI-LF08C20-30	F	0.315	1.18	0.551	0.787	0.354	0.748	0.004	2176	1.3
SL-QI-LF08C25-40	F	0.315	1.57	0.551	0.984	0.551	0.878	0.004	2176	2.2
SL-QI-LG05C25-32	G	0.197	1.26	0.551	0.984	0.551	0.760	0.004	2176	2.2
SL-QI-LG06C20-28	G	0.236	1.10	0.551	0.787	0.354	0.669	0.004	2176	1.3
SL-QI-LG06C40-49	G	0.236	1.93	0.551	1.575	0.551	1.094	0.004	2176	2.2
SL-QI-LG08C25-41	G	0.315	1.61	0.551	0.984	0.551	0.878	0.004	2176	2.2
SL-QI-LG08C32-43	G	0.315	1.69	0.551	1.260	0.551	0.984	0.004	2176	2.2
SL-QI-LG11C25-37	G	0.433	1.46	0.551	0.984	0.551	0.957	0.004	2176	2.2
SL-QI-LG14C25-40	G	0.551	1.57	0.551	0.984	0.551	1.075	0.004	2176	2.2
SL-QI-LH05C25-32	H	0.197	1.26	0.551	0.984	0.551	0.760	0.004	2176	2.2
SL-QI-LH07C32-40	H	0.276	1.57	0.551	1.260	0.551	0.937	0.004	2176	2.2
SL-QI-LH09C40-52	H	0.354	2.05	0.551	1.575	0.551	1.213	0.004	2176	2.2
SL-QI-LH10C32-48	H	0.394	1.89	0.551	1.260	0.551	1.102	0.004	2176	2.2
SL-QI-LH14C32-48	H	0.551	1.89	0.551	1.260	0.551	1.213	0.004	2176	2.2
SL-QI-LH17C32-50	H	0.669	1.97	0.551	1.260	0.551	1.331	0.004	2176	2.2
SL-QI-LJ07C32-40	J	0.276	1.57	0.551	1.260	0.551	0.937	0.004	2176	2.2
SL-QI-LJ09C40-50	J	0.374	1.97	0.551	1.575	0.551	1.161	0.004	2176	2.2
SL-QI-LJ09C40-52	J	0.354	2.05	0.551	1.575	0.551	1.213	0.004	2176	2.2
SL-QI-LJ10C32-49	J	0.394	1.93	0.551	1.260	0.551	1.102	0.004	2176	2.2
SL-QI-LJ16C40-58	J	0.630	2.28	0.551	1.575	0.551	1.449	0.004	2176	2.2
SL-QI-LJ19C40-60	J	0.748	2.36	0.551	1.575	0.551	1.567	0.004	2176	2.2

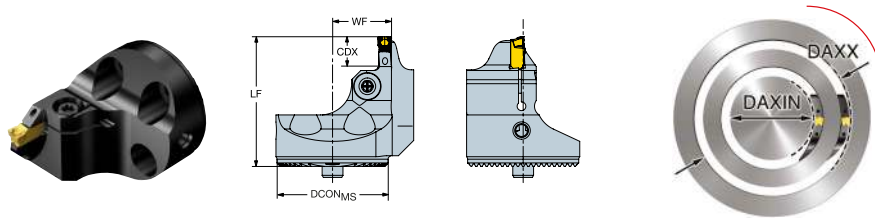


R = Right hand, L = Left hand



CoroCut® QI, cutting head for face grooving

Screw clamp design



Metric (mm)

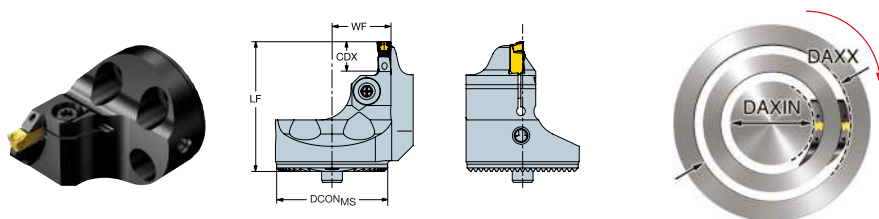
	Ordering code	SSC	CDX [mm]	DAXIN [mm]	DAXX [mm]	OHX [mm]	DCON _{MS} [mm]	LF [mm]	WF [mm]	HF [mm]	CP [bar]	TQ [Nm]
	SL-QI-LG08C32-024A	G	8.7	24.0	35.0	37.0	32.00	37.00	16.50	0.1	150	3.5
	SL-QI-LG08C32-029A	G	8.7	29.0	40.0	37.0	32.00	37.00	16.50	0.1	150	3.5
	SL-QI-LH08C32-027A	H	8.7	27.0	45.0	37.0	32.00	37.00	16.50	0.1	150	3.5
	SL-QI-LH08C32-032A	H	8.7	32.0	50.0	37.0	32.00	37.00	16.50	0.1	150	3.5
	SL-QI-RG08C32-024A	G	8.7	24.0	35.0	37.0	32.00	37.00	16.50	0.1	150	3.5
	SL-QI-RG08C32-029A	G	8.7	29.0	40.0	37.0	32.00	37.00	16.50	0.1	150	3.5
	SL-QI-RH08C32-027A	H	8.7	27.0	45.0	37.0	32.00	37.00	16.50	0.1	150	3.5
	SL-QI-RH08C32-032A	H	8.7	32.0	50.0	37.0	32.00	37.00	16.50	0.1	150	3.5
	SL-QI-RG08C32-024B	G	8.7	24.0	35.0	37.0	32.00	37.00	17.00	0.1	150	3.5
	SL-QI-RG08C32-029B	G	8.7	29.0	40.0	37.0	32.00	37.00	17.00	0.1	150	3.5
	SL-QI-RH08C32-027B	H	8.7	27.0	45.0	37.0	32.00	37.00	17.00	0.1	150	3.5
	SL-QI-RH08C32-032B	H	8.7	32.0	50.0	37.0	32.00	37.00	17.00	0.1	150	3.5
	SL-QI-LG08C32-024B	G	8.7	24.0	35.0	37.0	32.00	37.00	17.00	0.1	150	3.5
	SL-QI-LG08C32-029B	G	8.7	29.0	40.0	37.0	32.00	37.00	17.00	0.1	150	3.5
	SL-QI-LH08C32-027B	H	8.7	27.0	45.0	37.0	32.00	37.00	17.00	0.1	150	3.5
	SL-QI-LH08C32-032B	H	8.7	32.0	50.0	37.0	32.00	37.00	17.00	0.1	150	3.5

R = Right hand, L = Left hand



CoroCut® QI, cutting head for face grooving

Screw clamp design



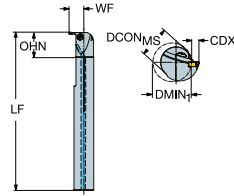
Imperial (inch)

	Ordering code	SSC	CDX [inch]	DAXIN [inch]	DAXX [inch]	OHX [inch]	DCON _{MS} [inch]	LF [inch]	WF [inch]	HF [inch]	CP [lbf/in ²]	TQ [ft]
	SL-QI-LG08C32-024A	G	0.343	0.945	1.378	1.457	1.260	1.457	0.650	0.004	2176	2.6
	SL-QI-LG08C32-029A	G	0.343	1.142	1.575	1.457	1.260	1.457	0.650	0.004	2176	2.6
	SL-QI-LH08C32-027A	H	0.343	1.063	1.772	1.457	1.260	1.457	0.650	0.004	2176	2.6
	SL-QI-LH08C32-032A	H	0.343	1.260	1.969	1.457	1.260	1.457	0.650	0.004	2176	2.6
	SL-QI-RG08C32-024A	G	0.343	0.945	1.378	1.457	1.260	1.457	0.650	0.004	2176	2.6
	SL-QI-RG08C32-029A	G	0.343	1.142	1.575	1.457	1.260	1.457	0.650	0.004	2176	2.6
	SL-QI-RH08C32-027A	H	0.343	1.063	1.772	1.457	1.260	1.457	0.650	0.004	2176	2.6
	SL-QI-RH08C32-032A	H	0.343	1.260	1.969	1.457	1.260	1.457	0.650	0.004	2176	2.6
	SL-QI-RG08C32-024B	G	0.343	0.945	1.378	1.457	1.260	1.457	0.669	0.004	2176	2.6
	SL-QI-RG08C32-029B	G	0.343	1.142	1.575	1.457	1.260	1.457	0.669	0.004	2176	2.6
	SL-QI-RH08C32-027B	H	0.343	1.063	1.772	1.457	1.260	1.457	0.669	0.004	2176	2.6
	SL-QI-RH08C32-032B	H	0.343	1.260	1.969	1.457	1.260	1.457	0.669	0.004	2176	2.6
	SL-QI-LG08C32-024B	G	0.343	0.945	1.378	1.457	1.260	1.457	0.669	0.004	2176	2.6
	SL-QI-LG08C32-029B	G	0.343	1.142	1.575	1.457	1.260	1.457	0.669	0.004	2176	2.6
	SL-QI-LH08C32-027B	H	0.343	1.063	1.772	1.457	1.260	1.457	0.669	0.004	2176	2.6
	SL-QI-LH08C32-032B	H	0.343	1.260	1.969	1.457	1.260	1.457	0.669	0.004	2176	2.6

R = Right hand, L = Left hand

CoroCut® QI, boring bar for grooving

Screw clamp design



Metric (mm)

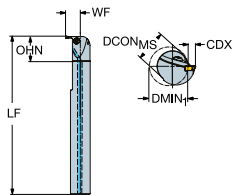
	Ordering code	SSC	CDX [mm]	DMIN ₁ [mm]	LU [mm]	OHX [mm]	OHN [mm]	DCON _{MS} [mm]	LF [mm]	WF [mm]	TQ [Nm]
	QI-RAGE02C16-12	E	2.0	12.0	20.00	64.0	25.0	16.00	150.00	10.00	1.2
	QI-RAGE03C16-20	E	3.5	20.0		64.0	25.0	16.00	150.00	11.50	2.0
	QI-RAGE04C20-25	E	4.5	25.0		80.0	30.0	20.00	180.00	14.50	2.5
	QI-RAGF03C16-20	F	3.5	20.0		64.0	25.0	16.00	150.00	11.50	2.0
	QI-RAGF04C16-15	F	4.0	15.0	20.00	64.0	25.0	16.00	150.00	12.00	1.5
	QI-RAGF04C20-25	F	4.5	25.0		80.0	30.0	20.00	180.00	14.50	2.5
	QI-RAGF06C25-32	F	6.0	32.0		100.0	32.0	25.00	200.00	18.50	3.0
	QI-RAGG04C20-16	G	4.5	16.0	20.00	80.0	25.0	20.00	180.00	14.25	2.0
	QI-RAGG04C20-25	G	4.5	25.0		80.0	30.0	20.00	180.00	14.50	2.5
	QI-RAGG06C25-32	G	6.0	32.0		100.0	32.0	25.00	200.00	18.50	3.0
	QI-RAGH05C20-18	H	5.0	18.0	20.00	80.0	25.0	20.00	180.00	14.75	2.0
	QI-RAGH06C25-32	H	6.0	32.0		100.0	32.0	25.00	200.00	18.50	3.0
	QI-LAGE02C16-12	E	2.0	12.0	20.00	64.0	25.0	16.00	150.00	10.00	1.2
	QI-LAGE03C16-20	E	3.5	20.0		64.0	25.0	16.00	150.00	11.50	2.0
	QI-LAGE04C20-25	E	4.5	25.0		80.0	30.0	20.00	180.00	14.50	2.5
	QI-LAGF03C16-20	F	3.5	20.0		64.0	25.0	16.00	150.00	11.50	2.0
	QI-LAGF04C16-15	F	4.0	15.0	20.00	64.0	25.0	16.00	150.00	12.00	1.5
	QI-LAGF04C20-25	F	4.5	25.0		80.0	30.0	20.00	180.00	14.50	2.5
	QI-LAGF06C25-32	F	6.0	32.0		100.0	32.0	25.00	200.00	18.50	3.0
	QI-LAGG04C20-16	G	4.5	16.0	20.00	80.0	25.0	20.00	180.00	14.25	2.0
	QI-LAGG04C20-25	G	4.5	25.0		80.0	30.0	20.00	180.00	14.50	2.5
	QI-LAGG06C25-32	G	6.0	32.0		100.0	32.0	25.00	200.00	18.50	3.0
	QI-LAGH05C20-18	H	5.0	18.0	20.00	80.0	25.0	20.00	180.00	14.75	2.0
	QI-LAGH06C25-32	H	6.0	32.0		100.0	32.0	25.00	200.00	18.50	3.0

R = Right hand, L = Left hand



CoroCut® QI, boring bar for grooving

Screw clamp design



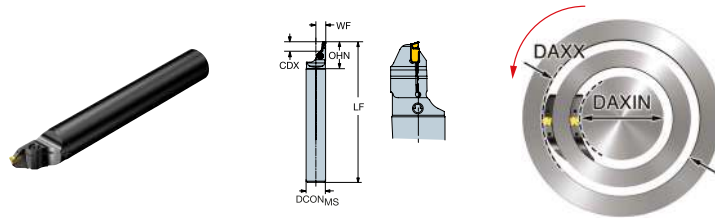
Imperial (inch)

	Ordering code	SSC	CDX [inch]	DMIN ₁ [inch]	LU [inch]	OHX [inch]	OHN [inch]	DCON _{MS} [inch]	LF [inch]	WF [inch]	TQ [ft]
	QI-RAGE02C10-12	E	0.079	0.47	0.787	2.500	0.984	0.625	5.906	0.394	0.9
	QI-RAGE03C10-20	E	0.138	0.79		2.500	0.984	0.625	5.906	0.453	1.5
	QI-RAGE04C12-25	E	0.177	0.98		3.000	1.181	0.750	7.087	0.571	1.8
	QI-RAGF03C10-20	F	0.138	0.79		2.500	0.984	0.625	5.906	0.453	1.5
	QI-RAGF04C10-15	F	0.157	0.59	0.787	2.500	0.984	0.625	5.906	0.472	1.1
	QI-RAGF04C12-25	F	0.177	0.98		3.000	1.181	0.750	7.087	0.571	1.8
	QI-RAGF06C16-32	F	0.236	1.26		4.000	1.260	1.000	7.874	0.736	2.2
	QI-RAGG04C12-16	G	0.177	0.63	0.787	3.000	0.984	0.750	7.087	0.561	1.5
	QI-RAGG04C12-25	G	0.177	0.98		3.000	1.181	0.750	7.087	0.571	1.8
	QI-RAGG06C16-32	G	0.236	1.26		4.000	1.260	1.000	7.874	0.736	2.2
	QI-RAGH05C12-18	H	0.197	0.71	0.787	3.000	0.984	0.750	7.087	0.581	1.5
		QI-LAGE02C10-12	E	0.079	0.47	0.787	2.500	0.984	0.625	5.906	0.394
QI-LAGE03C10-20		E	0.138	0.79		2.500	0.984	0.625	5.906	0.453	1.5
QI-LAGE04C12-25		E	0.177	0.98		3.000	1.181	0.750	7.087	0.571	1.8
QI-LAGF03C10-20		F	0.138	0.79		2.500	0.984	0.625	5.906	0.453	1.5
QI-LAGF04C10-15		F	0.157	0.59	0.787	2.500	0.984	0.625	5.906	0.472	1.1
QI-LAGF04C12-25		F	0.177	0.98		3.000	1.181	0.750	7.087	0.571	1.8
QI-LAGF06C16-32		F	0.236	1.26		4.000	1.260	1.000	7.874	0.736	2.2
QI-LAGG04C12-16		G	0.177	0.63	0.787	3.000	0.984	0.750	7.087	0.561	1.5
QI-LAGG04C12-25		G	0.177	0.98		3.000	1.181	0.750	7.087	0.571	1.8
QI-LAGG06C16-32		G	0.236	1.26		4.000	1.260	1.000	7.874	0.736	2.2
QI-LAGH05C12-18		H	0.197	0.71	0.787	3.000	0.984	0.750	7.087	0.581	1.5
QI-LAGH06C16-32		H	0.236	1.26		4.000	1.260	1.000	7.874	0.736	2.2

R = Right hand, L = Left hand

CoroCut® QI, boring bar for face grooving

Screw clamp design



Metric (mm)

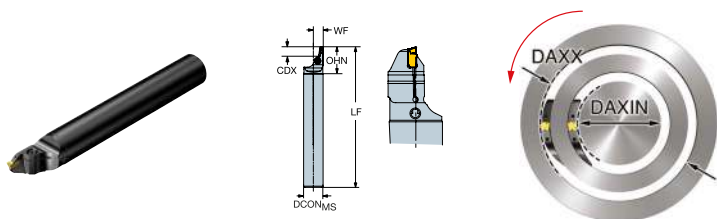
	Ordering code	SSC	CDX [mm]	DAXIN [mm]	DAXX [mm]	OHX [mm]	OHN [mm]	DCON _{MS} [mm]	H [mm]	LF [mm]	WF [mm]	TQ [Nm]
	QI-LAFG05C25-016A	G	5.5	16.0	102.0	100.0	35.0	25.00		180.00	12.75	3.0
	QI-LAFG12C25-016A	G	12.0	16.0	42.0	100.0	35.0	25.00		180.00	12.75	3.0
	QI-LAFG12C25-035A	G	12.0	35.0	75.0	100.0	35.0	25.00		180.00	12.75	3.0
	QI-LAFH06C25-016A	H	6.0	16.0	101.0	100.0	35.0	25.00		180.00	12.75	3.0
	QI-LAFH12C25-016A	H	12.0	16.0	42.0	100.0	35.0	25.00		180.00	12.75	3.0
	QI-LAFH12C25-035A	H	12.0	35.0	75.0	100.0	35.0	25.00		180.00	12.75	3.0
	QI-LAFK07C40-023A	K	7.0	23.0	80.0	120.0	45.0	40.00	37.00	200.00	20.25	4.0
	QI-LAFK15C40-023A	K	15.0	23.0	60.0	120.0	45.0	40.00	37.00	200.00	20.25	4.0
	QI-RAFG05C25-016A	G	5.5	16.0	102.0	100.0	35.0	25.00		180.00	12.75	3.0
	QI-RAFG12C25-016A	G	12.0	16.0	42.0	100.0	35.0	25.00		180.00	12.75	3.0
	QI-RAFG12C25-035A	G	12.0	35.0	75.0	100.0	35.0	25.00		180.00	12.75	3.0
	QI-RAFH06C25-016A	H	6.0	16.0	101.0	100.0	35.0	25.00		180.00	12.75	3.0
	QI-RAFH12C25-016A	H	12.0	16.0	42.0	100.0	35.0	25.00		180.00	12.75	3.0
	QI-RAFH12C25-035A	H	12.0	35.0	75.0	100.0	35.0	25.00		180.00	12.75	3.0
	QI-RAFK07C40-023A	K	7.0	23.0	80.0	120.0	45.0	40.00	37.00	200.00	20.25	4.0
	QI-RAFK15C40-023A	K	15.0	23.0	60.0	120.0	45.0	40.00	37.00	200.00	20.25	4.0

R = Right hand, L = Left hand



CoroCut® QI, boring bar for face grooving

Screw clamp design



Imperial (inch)

	Ordering code	SSC	CDX [inch]	DAXIN [inch]	DAXX [inch]	OHX [inch]	OHN [inch]	DCON _{MS} [inch]	LF [inch]	WF [inch]	TQ [ft]
	QI-LAFG05C16-016A	G	0.217	0.630	4.016	3.937	1.378	1.000	7.087	0.508	2.2
	QI-LAFG12C16-016A	G	0.472	0.630	1.654	3.937	1.378	1.000	7.087	0.508	2.2
	QI-LAFG12C16-035A	G	0.472	1.378	2.953	3.937	1.378	1.000	7.087	0.508	2.2
	QI-LAFH06C16-016A	H	0.236	0.630	3.976	3.937	1.378	1.000	7.087	0.508	2.2
	QI-LAFH12C16-016A	H	0.472	0.630	1.654	3.937	1.378	1.000	7.087	0.508	2.2
	QI-LAFH12C16-035A	H	0.472	1.378	2.953	3.937	1.378	1.000	7.087	0.508	2.2
	QI-RAFG05C16-016A	G	0.217	0.630	4.016	3.937	1.378	1.000	7.087	0.508	2.2
	QI-RAFG12C16-016A	G	0.472	0.630	1.654	3.937	1.378	1.000	7.087	0.508	2.2
	QI-RAFG12C16-035A	G	0.472	1.378	2.953	3.937	1.378	1.000	7.087	0.508	2.2
	QI-RAFH06C16-016A	H	0.236	0.630	3.976	3.937	1.378	1.000	7.087	0.508	2.2
	QI-RAFH12C16-016A	H	0.472	0.630	1.654	3.937	1.378	1.000	7.087	0.508	2.2
	QI-RAFH12C16-035A	H	0.472	1.378	2.953	3.937	1.378	1.000	7.087	0.508	2.2

R = Right hand. L = Left hand



Coolant supply information

Coolant entry style code (CNSC)

Code	Definition	Image
0	Without coolant entry	
1	Axial concentric entry	
2	Radial entry	
3	Axial concentric and radial entry	
4	Axial concentric entry on circle	
5	Radial entry before adaptor	
6	Decentral over flange	
7	Decentral over flange and axial	
8	Decentral over slots on the shank	

Coolant exit style code (CXSC)

Code	Definition	Image
0	No coolant exit	
1	Axial concentric exit	
2	Radial exit	
3	Axial inclined exit	
4	Axial concentric on circle	
5	Axial inclined exit with nozzle, adjustable	
6	Decentral exit with nozzles, adjustable	
7	Axial inclined focused exit with nozzle	
8	Axially concentric or off-center with nozzle, adjustable	



Cutting tool parameters according to ISO 13399

All cutting tools are defined by a number of parameters according to the standard ISO 13399, such as depth of cut or cutting diameter. You find both the cutting tool parameter and its definition in this list.

Parameter	Definition
ADINTMS	Adaptive interface machine direction
ADINTWS	Adaptive interface workpiece direction
AERMX	Working engagement ratio maximum
ALP	Axial clearance angle
AN	Clearance angle major
ANN	Clearance angle minor
APMX	Depth of cut maximum
AXGSUP	Axial groove support direction
AZ	Maximum plunge depth
B	Shank width
BAMS	Machine side body angle
BAWS	Workpiece side body angle
BBD	Balanced by design
BBR	Balanced by rotational test
BD	Body diameter
BHTA	Body half taper angle
BLMC	Balancing method code
BMC	Body material code
BN	Face land width
BS	Wiper edge length
BSG	Identifier for the standard defining the tool design
BSR	Wiper edge radius
CBMD	Chip breaker manufacturer's designation
CCC	Center cutting capability
CCONWS	Workpiece side connection count
CDX	Cutting depth maximum
CEDC	Cutting edge count
CGX	X-component for center of gravity location
CGY	Y-component for center of gravity location
CGZ	Z-component for center of gravity location
CHW	Corner chamfer width
CICT	Cutting item count
CND	Coolant entry diameter
CNSC	Coolant entry style code
CNT	Coolant entry thread size
COATING	Coating
CONARWS	Connection arrangement workpiece side
CP	Coolant pressure
CPDF	Cutting pitch differential
CRKS	Connection retention knob thread size
CTPT	Operation type



CUTDIA	Work piece parting diameter maximum
CUTINT_MASTER	Part two of two identifiers of cutting item interface
CUTINT_SIZESHAPE	Insert size and shape
CW	Cutting width
CWTOLL	Cutting width lower tolerance
CWTOLU	Cutting width upper tolerance
CXSC	Coolant exit style code
CXST	Coolant exit supply type
CZC	Connection size code
CZC MS	Connection size code machine side
CZC WS	Connection size code workpiece side
D1	Fixing hole diameter
DAH	Diameter access hole
DAXIN	Axial groove inside diameter minimum
DAXN	Minimum axial groove outside diameter
DAXX	Maximum axial groove outside diameter
DBC	Diameter bolt circle
DC	Cutting diameter
DCB	Connection bore diameter
DCBN	Connection bore diameter minimum
DCBX	Connection bore diameter maximum
DCF	Cutting diameter face contact
DCN	Minimum cutting diameter
DCON	Connection diameter
DCONMS	Connection diameter machine side
DCONWS	Connection diameter workpiece side
DCP	Data chip pocket
DCPS	Data chip pocket size
DCSFMS	Contact surface diameter machine side
DCSFWS	Contact surface diameter workpiece side
DCTOLL	Lower cutting diameter tolerance
DCTOLU	Upper cutting diameter tolerance
DCX	Maximum cutting diameter
DFC	Functional diameter
DHUB	Hub diameter
DIX	Tool changer interference diameter maximum
DMIN	Minimum bore diameter
DMM	Shank diameter
DN	Neck diameter
DPC	Damping property
DSGN	Design
FHA	Flute helix angle
FLGT	Flange thickness
FTDZ	For thread diameter size
GAMF	Radial rake angle
GAMO	Orthogonal rake angle
GAMP	Axial rake angle
GAN	Insert rake angle
GB	Face land angle
GRADE	The brand name for grade



H	Shank height
HAND	Hand
HL	Head bottom offset length
HDD	Head diameter
HEAD_TYPE	Type of head
HF	Functional height
HR	Lowest point from reference plain
HTB	Body height
HTH	Height
HTY	Hole type
IC	Inscribed circle diameter
IEP	Interrupted edge property
IFS	Insert mounting style code
INSL	Insert length
IZC	Insert size code
KAP	Kappa (z-axis rot)
KAPR	Tool cutting edge angle
KCH	Corner chamfer
KGRP_INT	Key grip interface
KGRPS	Size of driven part
KGRPTP	Geometrical characteristic driven part
KRINS	Major cutting edge angle
L	Cutting edge length
LAMS	Inclination angle
LB	Body length
LCF	Chip flute length
LE	Cutting edge effective length
LF	Functional length
LGR	Regrind length
LH	Head length
LIG	Insert gauge length
LOCAP	Location aid property
LPR	Protruding length
LS	Shank length
LSC	Clamping length
LSCN	Clamping length minimum
LSCX	Clamping length maximum
LSD	Dead shank length
LU	Usable length
MHD	Mounting hole distance
MIID	Master insert identification
MMCC	Code for preset torque
MMCX	Maximum cutting torque
MRAT	Main rotation angle of tool
MTP	Clamping type code
NOF	Flute count
NORGMX	Maximum regrinds
OAH	Overall height
OAL	Overall length
OAW	Overall width



OHN	Minimum overhang
OHX	Maximum overhang
PHD	Premachined hole diameter
PHDX	Maximum premachined hole diameter
PHT	Premachined hole type
PL	Point length
PRFRAD	Profile radius
PRSPC	Profile specification
PSIR	Tool lead angle
PSIRL	Major left hand cutting edge angle
PSIRR	Major right hand cutting edge angle
RADH	Radial body height
RADW	Radial body width
RE	Corner radius
REEQ	Corner radius equivalent
REL	Corner radius left
RER	Corner radius right
RETOLL	Corner radius lower tolerance
RETOLU	Corner radius upper tolerance
RIDOP	Reversed rotation direction output side
RMPX	Maximum ramping angle
RPMX	Rotational speed maximum
S	Insert thickness
SC	Insert shape code
SCREW_TYPE	Screw type
SDL	Step diameter length
SEAL	Sealing property
SEP	Sensor embedded property
SIG	Point angle
SPA	Sphere profile angle
SSC	Insert seat size code
STA	Step included angle
SUBSTRATE	Substrate
TA	Taper angle
TCDC	Tolerance class cutting diameter
TCDCON	Connection diameter tolerance
TCDMM	Shank diameter tolerance
TCHA	Achievable hole tolerance
TCL	Tap chamfer length
TCT	Tolerance class tool
TCTR	Thread tolerance class
TD	Thread diameter
TDZ	Thread diameter size
TFLA	Tap floating length ahead
TFLB	Tap floating length behind
TG	Taper gradient
THBTP	Thread back taper property
THCA	Thread helix correction angle
THCHT	Threading chamfer type
THDH	Thread hand



THFT	Form type
THL	Threading length
THLGTH	Thread length
THUB	Hub thickness
TP	Thread pitch
TPI	Threads per inch
TPIN	Threads per inch minimum
TPIX	Threads per inch maximum
TPN	Thread pitch minimum
TPX	Maximum thread pitch
TQ	Torque
TSYC	Tool style code
ULDR	Usable length diameter ratio
W1	Insert width
WB	Body width
WEP	Wiper edge property
WF	Functional width
WSC	Clamping width
WT	Weight of item
XYPFEEDIR	XY-plane feed direction
ZEFF	Number of cutting edges that are effective on the face of a tool
ZEFP	Peripheral effective cutting edge count
ZWX	Maximum number of Wiper inserts

Embrace sustainability with our recycling and reconditioning programs

At Sandvik Coromant we are committed to sustainability and reducing our environmental footprint. Our recycling and reconditioning programs are designed to not only benefit the planet but also offer practical solutions for our customers and suppliers.



Reconditioning program

Extend the life of your solid carbide tools with our reconditioning program. Why invest in new tools when you can save costs and resources by rejuvenating your existing ones? Our reconditioning service not only enhances tool longevity but also helps reduce waste in landfills. If you haven't already experienced the benefits of our reconditioning service, now is the time to give it a try and witness the difference firsthand.

Please check with your Sandvik contact for local reconditioning requirements.

Recycling program

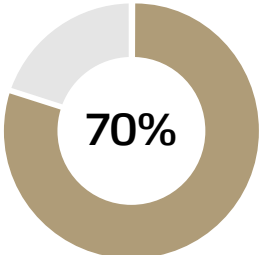
Join us in our mission to promote sustainability through our innovative recycling program. By participating in our buy-back program, you support a greener industry while enjoying a hassle-free experience. Our certified recycling process ensures minimal effort on your part, making it easy to contribute to a more sustainable future.

Choose Sandvik Coromant as your recycling partner and make a positive impact today.

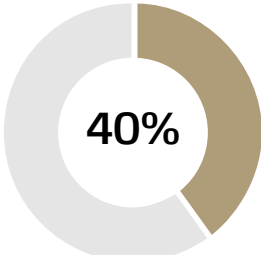
Recycling: for the sake of the environment

Environmental benefits

With each reconditioning, you get consistent tool quality, while the cost drops dramatically.



Production from recycled materials cuts overall carbon dioxide emissions by 40 percent.



Find out more about our sustainability initiatives:
www.sandvik.coromant.com/services



Authorized distributor

